



QUARTERLY MONITORING REPORT

Covering the activities and performance in support of the Local Fire and Rescue Plan for Perth & Kinross 2017



SCOTTISH
FIRE AND RESCUE SERVICE
Working together for a safer Scotland

Quarter Four: 2018/19

**Working together
for a safer Scotland**



ABOUT THE STATISTICS IN THIS REPORT

The activity totals and other statistics quoted in this report are provisional in nature and subject to change as a result of ongoing quality assurance and review.

Because all statistics quoted are provisional there may be differences in the period totals quoted in our reports after original publication which result from revisions or additions to the data on our systems.

From 2015-16 onwards responsibility for the publication of end-year statistical data transferred from the Scottish Government to the SFRS. This change of responsibility does not change the status of the figures quoted in this and other SFRS reports reported to the Committee.

TABLE OF CONTENTS	PAGE
Introduction	5
Quarterly Performance Summary	6
Quarterly Performance Highlights	7
Priority 1 - Improving Fire Safety in The Home	8
HI 1 – Accidental Dwelling Fires (ADF)	8
HI 2 – ADF Fatal Casualties	8
HI 3 – ADF Non-Fatal Casualties	8
Priority 2 - Improving Fire Safety and Resilience in the Business Community	10
HI 4 - Non-Domestic Building Fires	10
HI 5 – Fatal Casualties in Non-Domestic Buildings	10
HI 6 – Non-Fatal Casualties in Non-Domestic Buildings	10
Priority 3 - Minimising the Impact of Unintentional Harm	12
HI 7 – Road Traffic Collision (RTC) Incidents	12
HI 8 – Fatal RTC Casualties	12
HI 9 – Non-Fatal RTC Casualties	12
Priority 4 - Reducing Unwanted Fire Alarm Signals	14
HI 10 – Unwanted Fire Alarm Signals (UFAS)	14
Priority 5 - Reducing Deliberate Fires	16
HI 11 – Deliberate Primary Fires	16
HI 12 – Deliberate Secondary Fires	16
Priority 6 - Effective Risk Management and Operational Preparedness	18
Activity Update	
APPENDIX 1: COMMUNITY SAFETY ENGAGEMENT PROGRAMMES	19
APPENDIX 2: NOTABLE INCIDENTS / EVENTS	22

This page is intentionally blank

INTRODUCTION

This is the quarter four monitoring report covering the SFRS's performance and activities in support of the six priorities in the Local Fire and Rescue Plan for Perth & Kinross 2017, namely:

- Priority 1 - Improving fire safety in the home
- Priority 2 - Improving fire safety and resilience in the business community
- Priority 3 - Minimising the impact of unintentional harm
- Priority 4 - Reducing unwanted fire alarm signals
- Priority 5 - Reducing deliberate fires
- Priority 6 - Effective risk management and operational preparedness













As well as supporting the six priorities in the Local Fire and Rescue Plan for Perth & Kinross, this monitoring report shows how SFRS activities and performance contribute to the wider priorities of the Perth & Kinross Council Community Planning Partnership (CPP), as set out in the Perth & Kinross Community Plan (LOIP).

The figures in this report are provisional, to provide the Committee with the SFRS's direction of travel in the Perth & Kinross area, in terms of performance against headline indicators and targets. Most figures will not change; however, members should note that there may be some small variations for some indicators when the final confirmed figures are published by the SFRS.




The Perth & Kinross Council Housing and Communities Committee agreed the new Local Fire and Rescue Plan for Perth & Kinross on 1 November 2017, covering the 3 year period from 1 November 2017 to October 2020. In support of delivering the priorities in this plan, 12 headline indicators and targets have been set, and form the basis of this quarterly monitoring report.

PERFORMANCE SUMMARY

The table below provides a summary of quarter four activity and year to date (YTD) performance against headline indicators and annual targets. It aims to provide – at a glance – our direction of travel during the current reporting year.

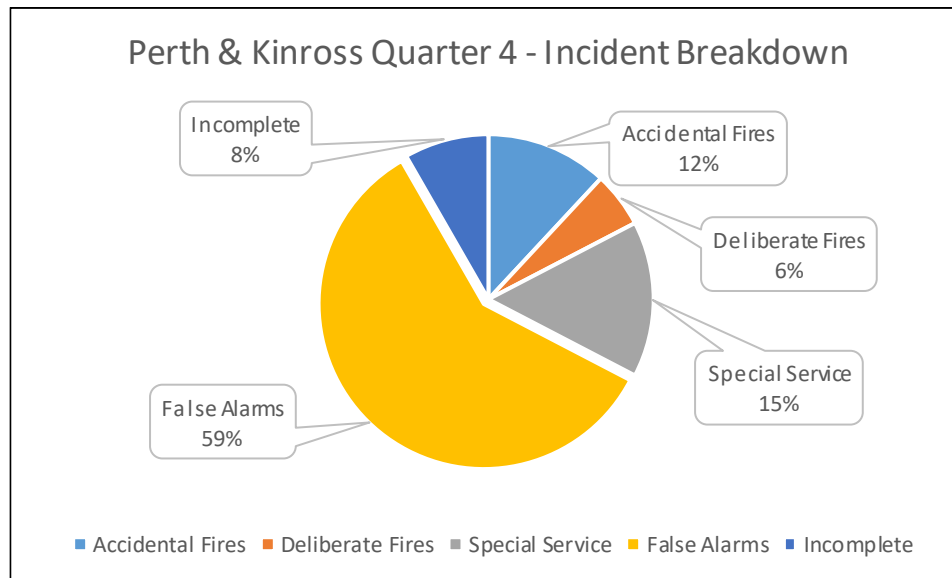
<p>HI 1 Accident Dwelling Fires</p>  <p>Q4 – 15 Incidents YTD – 106 Incidents Annual Target – 122 Incidents</p>	<p>HI 2 ADF Fatal Casualties</p>  <p>Q4 – 0 YTD – 1 Annual Target – 0</p>	<p>HI 3 ADF Non-Fatal Casualties</p>  <p>Q4 – 4 YTD – 13 Annual Target – 20</p>
<p>HI 4 Non-domestic Building fires</p>  <p>Q4 – 11 Incidents YTD – 53 Incidents Annual Target – 66 Incidents</p>	<p>HI 5 Fatal Casualties in Non-Domestic Building Fires</p>  <p>Q4 – 0 YTD – 0 Annual Target – 0</p>	<p>HI 6 Non-Fatal Casualties in Non-Domestic Building Fires</p>  <p>Q4 – 0 YTD – 1 Annual Target – 2</p>
<p>HI 7 Road Traffic Collision (RTC) Incidents</p>  <p>Q4 – 15 Incidents YTD – 80 Incidents Annual Target – 89 Incidents</p>	<p>HI 8 Fatal RTC Casualties</p>  <p>Q4 – 1 YTD – 7 Annual Target – 4</p>	<p>HI 9 Non-Fatal RTC Casualties</p>  <p>Q4 – 12 YTD – 72 Annual Target – 66</p>
<p>HI 10 Unwanted Fire Alarm Signals</p>  <p>Q4 – 112 Incidents YTD – 590 Incidents Annual Target – 593 Incidents</p>	<p>HI 11 Deliberate Primary Fires</p>  <p>Q4 – 8 Incidents YTD – 29 Incidents Annual Target – 30 Incidents</p>	<p>HI 12 Deliberate Secondary Fires</p>  <p>Q4 – 13 Incidents YTD – 103 Incidents Annual Target – 75 Incidents</p>

Year-to-Date Legend

	Below headline target
	Less than 10% above headline target
	More than 10% above headline target

PERFORMANCE HIGHLIGHTS

During Quarter four (January - March) the SRFs attended a total of 386 (483) incidents across Perth & Kinross.



Of the 12 headline indicators and targets, the following performance should be noted for Quarter four 2018/19:

- The number of Accidental Dwelling Fires (**ADF's**) continues to decrease in the long term, reporting the lowest number of ADFs in the last five years. The performance during quarter four reflects a significant decrease (53%) on last quarter and a decrease (11%) on the year to date (YTD) target.
- There were no **ADF Fatal Casualty** during this reporting period.
The number of **ADF Non-fatal Casualties** continues to reduce over the long-term. The performance during quarter four is reporting four casualties and the lowest YTD for the last five years.
- The number of **Non-Domestic Building fires** remains relatively constant over the long-term with low numbers. The performance during quarter four is reporting the lowest number of fires over the previous 5 years. There were no fatal or casualties reported for quarter four in non-domestic fires.
- The number of **Road Traffic Collisions** for quarter four is reporting a decrease (18%) against the 3-year average for this quarter. There is a significant decrease (25%) on the same quarter last year. The YTD incidents are reporting a 12 % reduction against the target. The number of **Fatal RTC Casualties** reports one this quarter and seven for YTD, whilst **Non-Fatal RTC Casualties** are reporting twelve for this quarter and seventy-two YTD.
- The number of **Unwanted Fire Alarm Signals (UFAS)** caused by automatic fire alarms (AFAs) in non-domestic buildings reflects a slight decrease on the 3 year average for this quarter whilst also reflecting a decrease on the same quarter last year.
- The number of **Deliberate Secondary Fires** is reporting a slight decrease in number compared with the three-year average during quarter four, whilst reporting an increase against the YTD figures.

PRIORITY 1 - IMPROVING FIRE SAFETY IN THE HOME

HI 1 – Accidental Dwelling Fires (ADF)

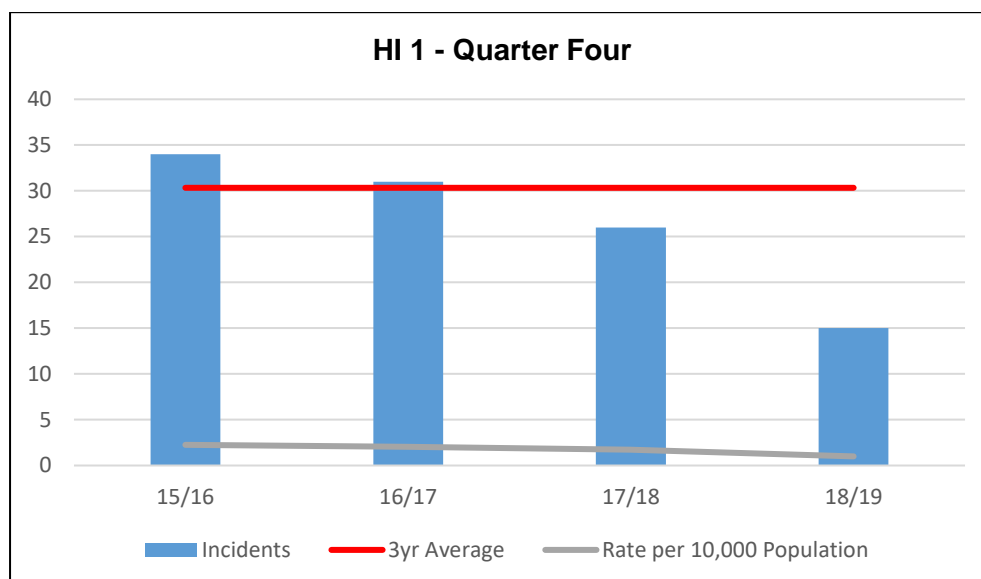


Table 1: Year to Date (April to March) Performance

	15/16	16/17	17/18	18/19	Annual Target
H1: ADF's	120	137	113	106	122

HI 2 - ADF Fatal Casualties & HI 3 - ADF Non-Fatal Casualties

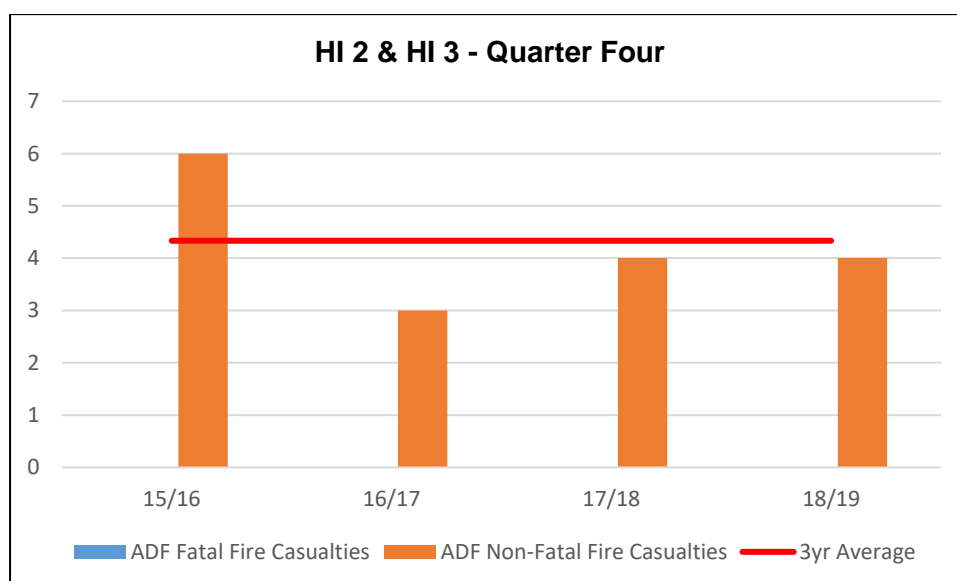


Table 2: Year to Date (April to march) Performance

	15/16	16/17	17/18	18/19	Annual Target
H2: ADF Fatal Casualties	0	1	0	1	0
H3: ADF Non-Fatal Casualties	23	20	20	13	20

Indicator Description

The largest single type of primary fire in Perth & Kinross is accidental fires in the home and their prevention is a key focus of the Service's community safety activity.

HI 1 – Accidental Dwelling Fires (ADF)

As a headline target, the aim is to reduce the rate of ADF's, in a growing Perth & Kinross population, by keeping these fires **below 122**, each year.

HI 2 – ADF Fatal Casualties

This indicator counts those people for whom fire has been clearly identified as the cause of death, even if they die some-time after the actual fire. Those who die at, or after, the fire but where fire is **not** identified as the cause of death are not included in these figures. As a headline target, the aim is to have **Zero ADF Fatal Casualties**, in Perth & Kinross each year.

HI 3 – ADF Non-Fatal Casualties

This headline target counts all types of non-fatal fire injury in the home, including precautionary checks. As a headline target, the aim is to reduce the risk of injury from fire in the home, in an increasing Perth & Kinross population, by keeping fire injuries **below 20**, each year.

What we aim to Achieve

As well as helping to deliver Priority One: *Improving Fire Safety in the Home*, meeting the headline targets will also support a long term Vision in the Perth & Kinross LOIP.

We also link this headline target to improving the following Perth & Kinross LOIP objectives:

- Developing educated, responsible and informed citizens
- Supporting people to lead independent, healthy and active lives
- Creating a safe and sustainable place for future generations

Performance Management

There were 15 ADF's reported during quarter four, which reflects the lowest number of fires for this quarter over the last five years. The fire damage in 14 incidents was reported as low level, whilst one sustained significant damage. Of the 15 fires 10 were fitted with smoke detection, of which 9 operated and gave early warning to the occupiers. The total number of ADF's continues to decrease, for the year we are reporting the lowest number of fires for the last five years, as a result of a number community safety initiatives delivered through partnership working. We are therefore showing **Green** for achieving the HI 1 annual target.

There was no ADF Fatal Casualty during quarter four, however tragically we are reporting one fatal casualty for the year. We are therefore showing **Red** for achieving the HI 2 annual target.

There were four ADF Non-Fatal Casualties during quarter four, all receiving first aid on scene and did not require hospital treatment, whilst reporting the lowest number of fire casualties YTD for the five years. We are showing **Green** for achieving the HI 3 annual target.

Within Perth & Kinross we will continue to work with our partners to ensure we positively contribute to reducing the risk to our communities and Staff by analysis of our operational activities and targeting those most at risk and vulnerable, particularly around unintentional harm in the home. These targeted initiatives will continue to develop and improve as we move forward together to ensure we provide the most appropriate support for our communities with regard to unintentional harm.

PRIORITY 2 – IMPROVING FIRE SAFETY AND RESILIENCE IN THE BUSINESS COMMUNITY

HI 4 - Non-domestic Building Fires

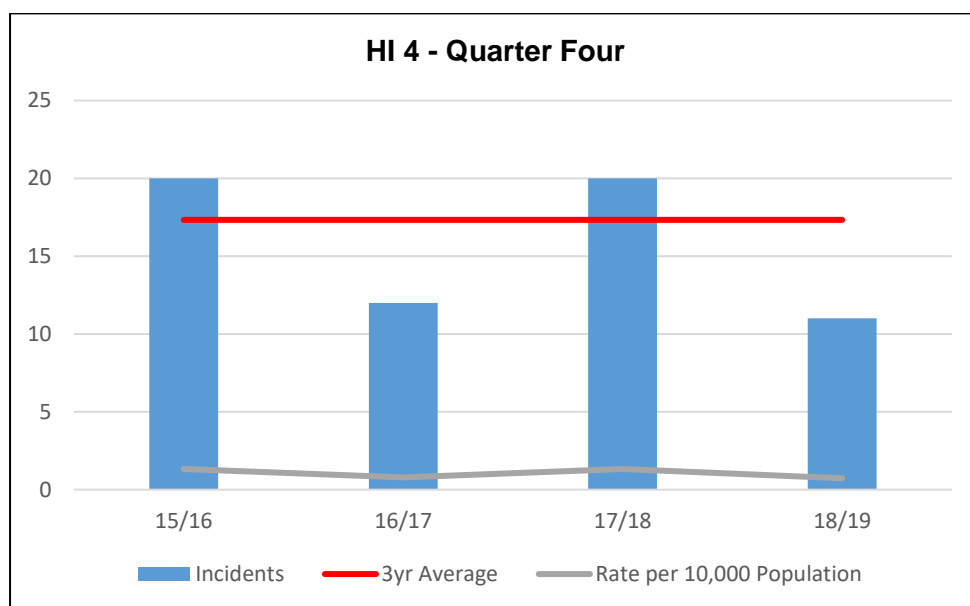


Table 3: Year to Date (April to March) Performance

	15/16	16/17	17/18	18/19	Annual Target
H4: Non-domestic Building Fires	73	70	57	53	66

HI 5 – Fatal Fire Casualties in Non-domestic Buildings & HI 6 – Non-Fatal Fire Casualties in Non-domestic Buildings

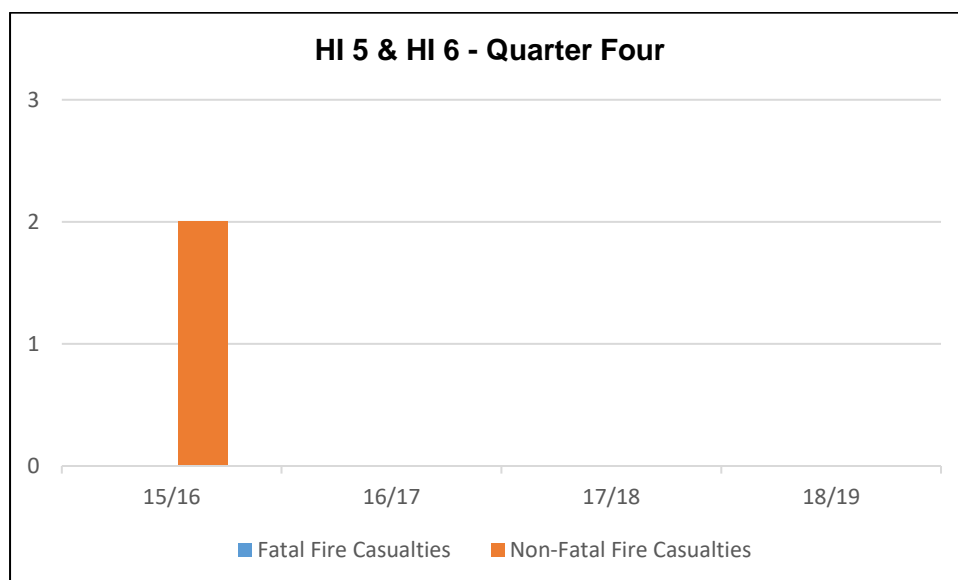


Table 4: Year to Date (April to March) Performance

	15/16	16/17	17/18	18/19	Annual Target
H5: Fatal Fire Casualties	0	0	0	0	0
H6: Non-Fatal Fire Casualties	10	12	2	1	2

Indicator Description

These headline indicators and targets cover the types of non-domestic buildings applicable to Part 3 of the Fire (Scotland) Act 2005 ('The Act') (e.g. care homes, hotels and hospitals etc.) and is designed to reflect the effectiveness of fire safety management in respect of these types of buildings.

HI 4 - Non-domestic Building Fires Applicable to the Act

As a headline target, the aim is to reduce the rate of fires in non-domestic buildings (where The Act applies), by keeping these fires **below 66**, in Perth & Kinross each year. The numbers as currently well below this target.

HI 5 – Fatal Fire Casualties in Non-domestic Building Fires Applicable to the Act

This indicator counts those people for whom fire has been clearly identified as the cause of death, even if they die sometime after the actual fire. Those who die at, or after, the fire but where fire is **not** identified as the cause of death are not included in these figures. As a headline target, the aim is to have **Zero Fatal Fire Casualties** in non-domestic buildings applicable to the Act, in Perth & Kinross each year.

HI 6 – Non-fatal Fire Casualties in Non-domestic Building Fires Applicable to the Act

This headline target counts all types of non-fatal fire injury in non-domestic buildings, including precautionary checks. As a headline target, the aim is to reduce risk of injury from fire in non-domestic buildings, by keeping fire injuries **below 2**, in Perth & Kinross each year, the numbers are currently below the target.

What we aim to Achieve

As well as helping to deliver Priority Two: *Improving Fire Safety and Resilience in the Business Community*, we also link this headline target to improving the following Perth & Kinross LOIP outcomes:

- Promoting a prosperous, inclusive and sustainable economy
- Supporting people to lead independent, healthy and active lives
- Creating a safe and sustainable place for future generations

Performance Management

There were 11 fires in non-domestic building fires during quarter four which reflects a decrease on the three year average. Three of the incidents were the result on a number of calls to one location. 10 incidents resulted in minor damage, whilst one building fire resulted in the roof being destroyed by fire. This reflects the lowest numbers for the quarter and YTD last five years. This therefore is showing **Green** for achieving the HI 4 against the annual target to date.

There were zero Non-Domestic Fatal Casualties during quarter four. There have been no fatal casualties for over 5 years and we are therefore showing **Green** for achieving the HI 5 annual target to date.

There was one Non-Domestic Non-Fatal Casualties during quarter four. We are showing **Green** for achieving the HI 6 annual target to date.

In total, 297 fire safety audits were targeted at high life risk non-domestic buildings for quarters one, two, three and four, which included 52 post fire audits, and meets our target as part of the annual audit programme. These fires can often have a serious impact on our local business sector and wider economy, as a fire within companies' premises often results in significant monetary loss and in the worst cases, loss of employment for staff. Our Fire Safety Enforcement Officers (FSEO's) will continue to provide the most appropriate level of support to local businesses to enable suitable and timely legislative fire safety guidance and enforcement to be undertaken. We also continue to engage with business forums to ensure the right level of information is given to the business community.

PRIORITY 3 – MINIMISING THE IMPACT OF UNINTENTIONAL HARM

HI 7 – Road Traffic Collision (RTC) Incidents

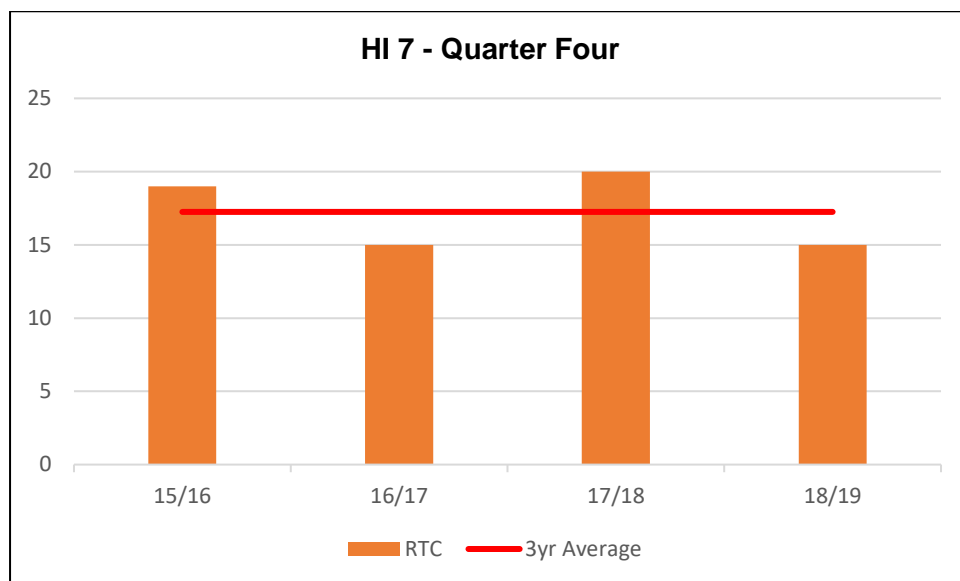


Table 5: Year to Date (April to March) Performance

	15/16	16/17	17/18	18/19	Annual Target
H7: RTC Incidents	91	86	118	80	89

HI 8 – Fatal RTC Casualties & H9 – Non-Fatal RTC Casualties

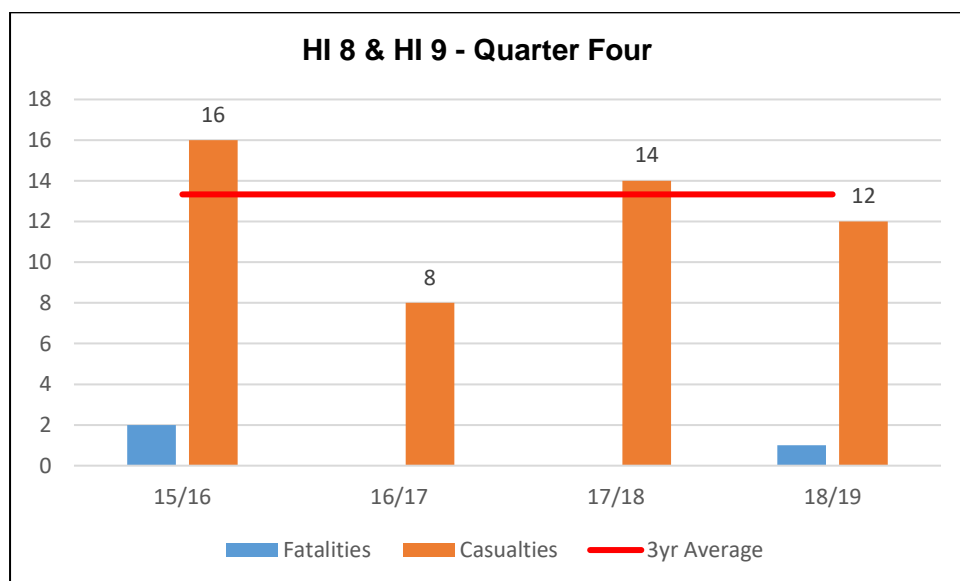


Table 6: Year to Date (April to March) Performance

	15/16	16/17	17/18	18/19	Annual Target
H8: Fatal RTC Casualties	6	4	4	7	4
H9: Non-Fatal RTC Casualties	68	62	99	72	66

Indicator Description

The SFRS has become increasingly involved in more non-fire related prevention work, in support of its role in promoting the wider safety and well-being of its communities, including minimising the impact of unintentional harm. The headline indicators and targets reflect the fact that most of non-fire related incidents attended by the SFRS in Perth & Kinross are RTC Incidents.

HI 7 - RTC Incidents

As a headline target, the aim is to reduce the rate of RTC incidents, by keeping them **below 89** each year.

HI 8 – Fatal RTC Casualties

As a headline target, the aim is to reduce the risk of death from RTC's in Perth & Kinross, by keeping them **below 4** each year.

HI 9 - Non-fatal RTC Casualties

As a headline target, the aim is to reduce the risk of injury from RTC's in Perth & Kinross, by keeping non-fire injuries **below 66** each year.

What we aim to Achieve

As well as helping to deliver Priority Three: *Minimising the Impact of Unintentional Harm*, we also link these headline targets to improving the following Perth & Kinross LOIP outcomes:

- Developing educated, responsible and informed citizens
- Supporting people to lead independent, healthy and active lives
- Creating a safe and sustainable place for future generations

Performance Management

We attended 15 RTC Incidents, to assist in safety of the incident scene and release/extricate occupants trapped of the vehicles as a result of a collision. This is a decrease (25%) in comparison to the same quarter in 2017/18 when there were 20, whilst reporting a reduction (17%) on the 3 year average (18). We attended 80 incidents YTD which reports a decrease on the target (89) and are showing **Green** for achieving the HI 7 annual target.

Of the 15 RTC Incidents we attended during quarter four there was one fatality which is comparable with previous years for this quarter. YTD we are reporting an increase on target and are showing **Red** for achieving the HI 8 annual target.

Of the 15 RTC Incidents we attended during quarter four, there were 12 non-fatal casualties which reflects a slight decrease in the three year average (13) however the year to date casualties (72) reflects slightly lower than the 3 year average (76). We are showing **Red** for achieving the HI 9 annual target.

This type of incident accounts for around 4% of all incidents and 25% of all special service incidents attended this quarter. However these types of incidents account for a high number of casualties every year which requires a partnership approach to reduce these risks. Road Safety within Perth & Kinross is going through a refresh with a Road Safety Partnership being re-established to ensure we review our current position. This multi-agency group is reviewing this area of work locally with a view to establishing priorities for the partnership moving forward which will influence the content of Perth and Kinross Road Safety plan and subsequent actions. These actions will ensure, as a partnership, we work towards integrating Road Safety initiatives that will reduce the impact of this type of incident locally.

PRIORITY 4 - REDUCING UNWANTED FIRE ALARM SIGNALS

HI 10 – Unwanted Fire Alarm Signals

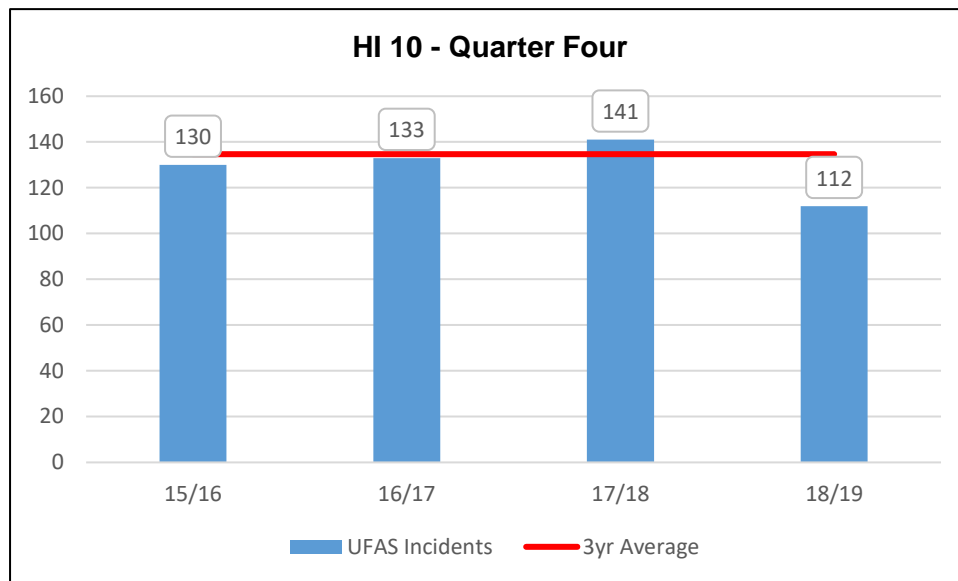
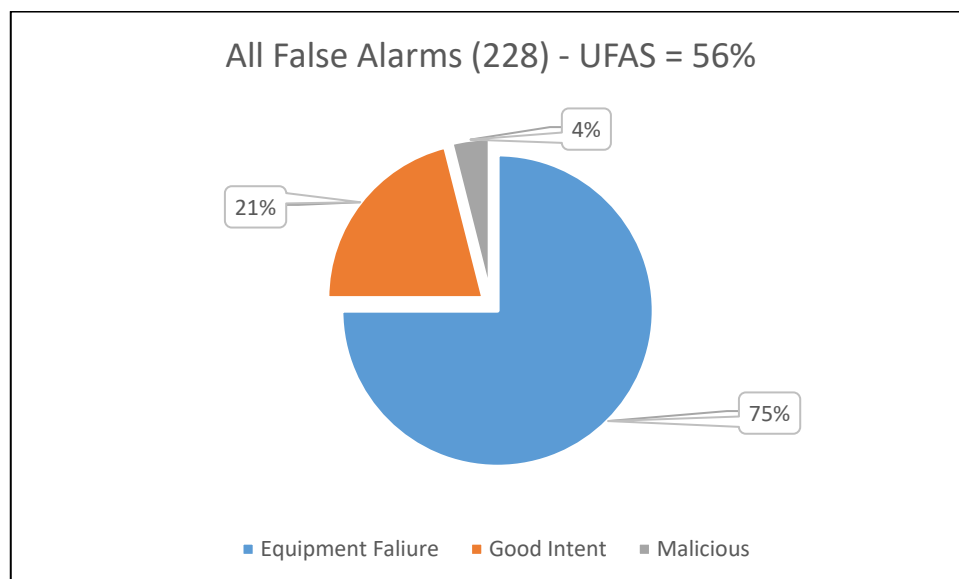


Table 7: Year to Date (April to March) Performance

	15/16	16/17	17/18	18/19	Annual Target
HI 10: UFAS Incidents	570	617	600	590	593

All False Alarms for Quarter four



Indicator Description

Automatic Fire alarms (AFA) are fundamental to providing early warning from fire, giving people the chance to evacuate safely. However, to be effective, they must be properly installed and maintained, and a good fire safety management regime must be in place by the duty holder, so they do not activate when there is no fire.

Every Unwanted Fire Alarm Signal (UFAS) from an AFA has an impact in terms of unnecessary blue light journeys, redirecting SFRS resources away from other activities such as community safety work and causing considerable disruption to businesses.

HI 10 – Unwanted Fire Alarm Signals (UFAS)

As a headline target, the aim is to improve fire safety management and awareness, by reducing the number of attendances to unwanted fire alarm signals (UFAS) from automatic systems in non-domestic buildings to **less than 593** each year.

What we aim to Achieve

As well as helping to deliver Priority Four: *Reducing Unwanted Fire Alarm Signals*, we also link this headline target to improving the following Perth & Kinross LOIP outcome:

- Promoting a prosperous, inclusive and sustainable economy

Performance Management

During quarter four 2018/19, SFRS were called out to 112 UFAS from a total of 228 False Alarms. This a decrease (21%) in comparison to the same quarter in 2017/18 when there were 141 UFAS whilst reflecting a decrease in the 3 year average of 135. In total, UFAS accounted for 29% of our total operational demand and were the cause of 54% of all false alarms in Perth & Kinross during quarter four.

All false alarms are continuing to report a slight downward trend which we will continue to work towards through a number of targeted initiatives driven by SFRS as well as local staff.

The table below lists the 5 property types that had persistent call-outs due to UFAS during quarter four. When analysed further, it is the same property types that are causing UFAS in Perth & Kinross and nationally, the picture is very similar.

Property Types - UFAS	18-19 Q3	17-18 Q4	18-19 Q4
Residential - Home, Nursing/Care, school, sheltered	37	26	23
Education, school	32	18	29
Retail/Offices	26	30	25
Entertainment and culture	12	11	9
Industrial Processing	10	17	12

During quarter four our operational crews continue to investigate the cause of every UFAS event to ensure the appropriate level of engagement with the duty holder when in attendance at these call-outs. Every UFAS incident SFRS attend is used as an opportunity to educate the duty holder about the impact UFAS has on their businesses, the community and the Fire and Rescue Service.

The number of all False Alarms attended by SFRS is on a steady decrease year on year. Based on the annual AFAS Target we have set we are currently showing **Green** for achieving the HI 10 annual target.

PRIORITY 5 – REDUCING DELIBERATE FIRES

HI 11 – Deliberate Primary Fires

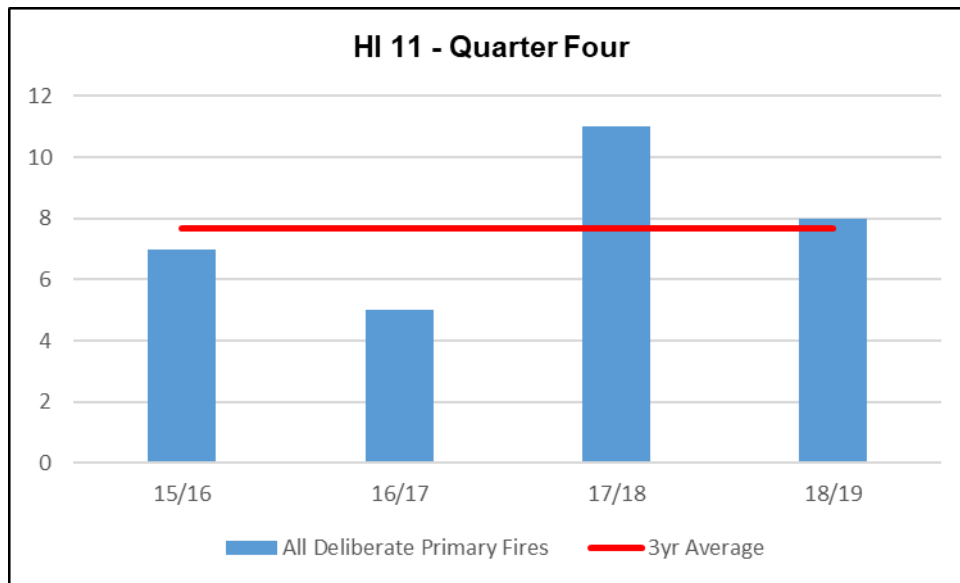


Table 8: Year to Date (April to March) Performance

	15/16	16/17	17/18	18/19	Annual Target
HI 11: Deliberate Primary Fires	32	33	28	29	30

HI 12 – Deliberate Secondary Fires

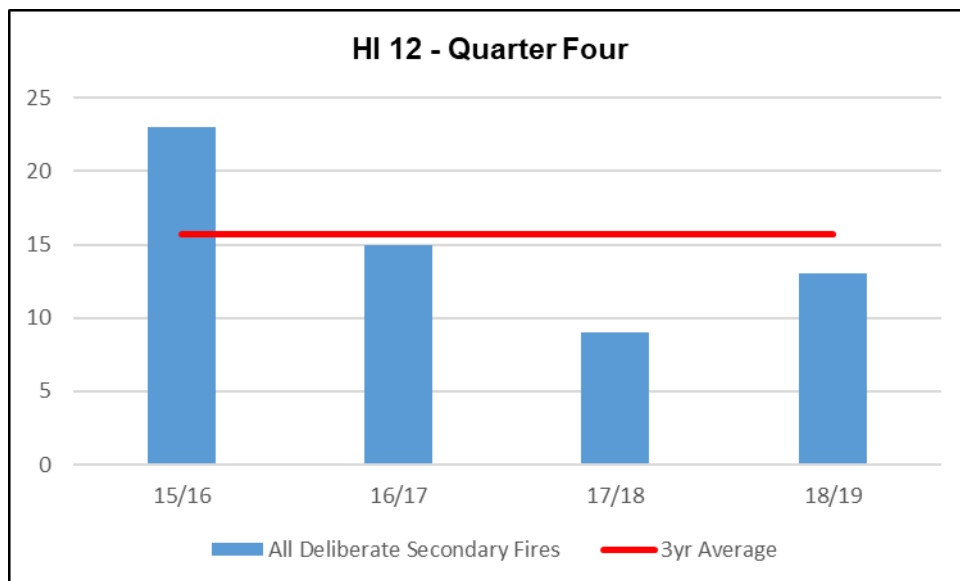


Table 9: Year to Date (April to March) Performance

	15/16	16/17	17/18	18/19	Annual Target
HI 12: Deliberate Secondary Fires	88	79	89	103	75

Indicator Description

These headline and indicators targets account for all types of fire that are believed to have been started intentionally, and are categorised as Deliberate Primary Fires and Deliberate Secondary Fires.

HI 11 – Deliberate Primary Fires

These deliberate fires cover the following types:

- Fires in the home
- Fires in non-domestic buildings
- Fires in motor vehicles

As a headline target, the aim is to reduce the rate of deliberate primary fires in Perth & Kinross by keeping these fires **below 30** each year. The number for quarter four is lower than the previous three years and we are currently below the annual target.

HI 12 – Deliberate Secondary Fires

These deliberate fires cover the majority of outdoor fires including grassland and refuse fires and include fires in derelict buildings, but not chimney fires. As a headline target, the aim is to reduce the rate of deliberate secondary fires in Perth & Kinross by keeping these fires **below 75** each year, this exceeds the annual target.

What we aim to Achieve

As well as helping to deliver Priority Five: *Reducing Deliberate Fires*, we also link this headline target to improving the following Perth & Kinross LOIP outcomes:

- Developing educated, responsible and informed citizens
- Promoting a prosperous, inclusive and sustainable economy
- Supporting people to lead independent, healthy and active lives
- Creating a safe and sustainable place for future generations

Performance Management

There were 8 deliberate primary fires reported during quarter four, which is reporting comparable to the last five years with relatively low numbers, whilst also showing comparable in the three year average of 7. YTD we are reporting a similar number of fires as the incidents remain relatively low year on year. All the incidents were of differing types reported. This reflects slightly below the year to date target and is therefore showing **Green** against the HI 11 annual target.

There were 14 deliberate secondary fires reported during quarter four, which is an increase in comparison to the same quarter in 2017/18 when there were 9 deliberate secondary fires. This also reflects a slight decrease on the three year average for this quarter with 16. This also reports a decrease on last quarter with 27 incidents. The majority of these incidents were in Perth City area with 7. Given the target we have set for this reporting year we are showing **Red** for achieving the HI 12 annual target against year to date.

During the last few months we have continued to work with partners to reduce the number of all deliberate fire incidents. The proactive approach particularly around youth engagement to endeavour to reduce the number of deliberate fires, particularly secondary fires, as part of a wider youth awareness education initiative. These included working with local schools to reduce this type of unacceptable anti-social behaviour. There is a continual programme of inputs each quarter with regard deliberate and malicious fire raising, alongside other educational safety programmes, across Perth and Kinross particularly around the Perth City area.

PRIORITY 6 – EFFECTIVE RISK MANAGEMENT AND OPERATIONAL PREPAREDNESS

Description

Risk Management and operational preparedness is a key area of work for the SFRS. In Perth & Kinross, this means:

- Knowing what the risks are in Perth & Kinross and then making plans, so we are resilient to respond to any event.
- Being prepared to respond to national threats or major emergencies.
- Developing flexibility to deploy crews, to take on a broadening role within the community.
- Firefighters being quipped to deal with emergencies safely and effectively and our stations being in a constant state of readiness.
- Safe, secure, vibrant and sustainable communities
- An inclusive and sustainable economy
- An enhanced, protected and enjoyed natural and built environment
- Improved physical, mental and emotional health and well-being

What we aim to Achieve

As well as helping to deliver Priority Six: *Effective Risk Management and Operational Preparedness*, our activities also support improving the following Perth & Kinross LOIP objectives:

- Developing educated, responsible and informed citizens
- Promoting a prosperous, inclusive and sustainable economy
- Supporting people to lead independent, healthy and active lives
- Creating a safe and sustainable place for future generations

Activity

During quarter four we delivered our quarterly training commitment to operational firefighters, whereby we trained and tested their preparedness to deal with:

- Incident Command
- Breathing Apparatus
- Safe Working at Height
- Protecting the Environment
- Commercial/Office Properties
- Lifts/Escalators

Firefighters continue to visit sites within their station area so that they are aware of the associated risks and hazards, and if required can take effective actions in dealing with incidents at these sites. During the fourth quarter firefighters visited a range of sites to gather Operational Intelligence and review our response plans, including castles, hotels, care homes, high rise, industrial premises and sporting venues.

Helping to build community resilience, so that residents are prepared in an emergency is important to us. As a key partner in delivering the Scottish Government's Out of Hospital Cardiac Arrest strategy, we equip members of the public with life-saving CPR skills during quarter four. The introduction of a full time Hydrant operative will support our stations for water hydrant inspections to check adequate provision and location of water supplies within the area. This also provides the opportunity for crews to familiarise themselves with the locations of hydrants in relation to the risks in their area and link-in other activities, such as conducting Home Safety Visits.

On-going recruitment for RDS/VDS firefighters in the Perth & Kinross area continues to be a priority during this quarter. Point of Entry Selection Testing events have taken place at Perth to identify and selection test candidates to undertake training to become, part time and volunteer firefighters. These candidates will now attend basic induction, specific RTC and Breathing Apparatus training courses which will ensure stations are staffed appropriately to meet the needs of our communities. To further support our RDS/VDS stations we have introduced a full time rural post (FTRP) in Highland Perthshire which will provide added resilience to support our RDS/VDS stations. The role is now fully embedded within the area and is providing valuable support to stations and its' personnel.

APPENDIX 1: COMMUNITY SAFETY ENGAGEMENT PROGRAMMES

This section provides details of Community Safety Engagement initiatives undertaken within Perth & Kinross during the fourth quarter of 2018-19, the safer Communities partnership work together to continue to provide various community safety messages, education, training and support which will continue to develop, whilst implementing risk reduction strategies to support our communities, particularly those most vulnerable. This joint work will also support the priorities in the LFRP 2017 and wider Perth & Kinross Council CPP priorities. Some examples this quarter are;

Safety events

We continue to provide a number of safety messages and advice to local groups, recently we delivered basic live safety skills, Firefighting skills, Home and Fire Safety, CPR and Water Safety sessions. Some examples of these events recently delivered to local groups;

Kinnoull Event

Community safety staff delivered a safety advice and CPR training to the Innerlink 2 Group at Kinnoull Bowling Club on January 8th. This educational training went down very well with an enthusiastic group. They kindly gave a charitable donation.



Blairgowrie Event

on February 18th Community safety arranged a visit to Blairgowrie Parish Guild. This interactive day gave a number of Safety messages along with some practical live saving skills which was enjoyed by all who attended.



Kinross Event

On February 20th a multi-agency team visited Kinross Schools. The aim of the interactive session was to educate local children around water safety. This included discussing the hazards and risks when near to water. There was also further sessions with input on electrical safety, particularly phone charges and Hair Straighteners. This event was very well received by all involved.



Perthshire Lipreading Group



On March 7th Chris Smith and his Community Safety team delivered home and fire safety education and advice to a group of willing participants from the Perthshire Lipreading Group. They also received basic life saving skills with they demonstrated very well.

Perth Prince's Trust

On March 25th a group of participants for the Prince's Trust attended a group learning event at Perth Fire Station as part of their programme, where they were given important safety education and advice around home and Fire safety and Anti-Social Behaviour. They also participated in basic lifesaving skills.



Newhill Primary School

On March 27th some very enthusiastic primary one and two pupils from Blairgowrie received some very important safety education from local firefighters. This included home and fire safety with some important safety information which led on to them having some fun with the fire engine and equipment.



During this period the Scottish Fire and Rescue embarked on a number of national safety campaigns which included;

Electrical Safety
Candles
Electric Blankets
Phone Chargers

Smoke Alarms
Portable heaters
White Goods
Product recalls

Cooking safely
Gas Safe
Your safety (Escape Plan)

APPENDIX 2: NOTABLE INCIDENTS / EVENTS

SFRS attended 386 incidents of which a number would undoubtedly have had a serious impact on members of our communities and their families, particularly from Road Traffic Collisions, Dwelling Fires and other Special Service Calls. Some of the more notable incidents and events are noted below:

Water Rescue Training

Members of Red Watch Perth attended their annual re assessment of Swift Water Technician (SRT) skills during a comprehensive 2-day course which involved both technical and practical training scenarios. The crews from Perth were assessed during various rescue scenarios at Dunkeld Bridge on Saturday 23rd March 2019. These assessments ensure the maintenance of skills within high risk water environment of type of rescue. This is an important part of the operational training to ensure we continue to maintain our skills at a high level.



Animal Rescue Training

Firefighters at Perth receive some welcomed input on animal rescues which is an area we have become very familiar with over the last few months locally. This training involved input on techniques and equipment around various animals rescue. This training is well received by our operational firefighters to ensure they can work effectively in this type of environment.

