



QUARTERLY MONITORING REPORT

Covering the activities and performance in support of the Local Fire and Rescue Plan for Perth & Kinross 2017



SCOTTISH
FIRE AND RESCUE SERVICE
Working together for a safer Scotland

Quarter One: 2019/20

**Working together
for a safer Scotland**



ABOUT THE STATISTICS IN THIS REPORT

The activity totals and other statistics quoted in this report are provisional in nature and subject to change as a result of ongoing quality assurance and review.

Because all statistics quoted are provisional there may be differences in the period totals quoted in our reports after original publication which result from revisions or additions to the data on our systems.

From 2015-16 onwards responsibility for the publication of end-year statistical data transferred from the Scottish Government to the SFRS. This change of responsibility does not affect the status of the figures quoted in this and other SFRS reports presented to the Committee.

TABLE OF CONTENTS	PAGE
Introduction	5
Quarterly Performance Summary	6
Quarterly Performance Highlights	7
Priority 1 - Improving Fire Safety in The Home	8
HI 1 – Accidental Dwelling Fires (ADF)	8
HI 2 – ADF Fatal Casualties	8
HI 3 – ADF Non-Fatal Casualties	8
Priority 2 - Improving Fire Safety and Resilience in the Business Community	10
HI 4 - Non-Domestic Building Fires	10
HI 5 – Fatal Casualties in Non-Domestic Buildings	10
HI 6 – Non-Fatal Casualties in Non-Domestic Buildings	10
Priority 3 - Minimising the Impact of Unintentional Harm	12
HI 7 – Road Traffic Collision (RTC) Incidents	12
HI 8 – Fatal RTC Casualties	12
HI 9 – Non-Fatal RTC Casualties	12
Priority 4 - Reducing Unwanted Fire Alarm Signals	14
HI 10 – Unwanted Fire Alarm Signals (UFAS)	14
Priority 5 - Reducing Deliberate Fires	16
HI 11 – Deliberate Primary Fires	16
HI 12 – Deliberate Secondary Fires	16
Priority 6 - Effective Risk Management and Operational Preparedness	18
Activity Update	
APPENDIX 1: COMMUNITY SAFETY ENGAGEMENT PROGRAMMES	19
APPENDIX 2: NOTABLE INCIDENTS / EVENTS	22

This page is intentionally blank

INTRODUCTION

This is the quarter one monitoring report covering the SFRS's performance and activities in support of the six priorities in the Local Fire and Rescue Plan for Perth & Kinross 2017, namely:

- Priority 1 - Improving fire safety in the home
- Priority 2 - Improving fire safety and resilience in the business community
- Priority 3 - Minimising the impact of unintentional harm
- Priority 4 - Reducing unwanted fire alarm signals
- Priority 5 - Reducing deliberate fires
- Priority 6 - Effective risk management and operational preparedness













As well as supporting the six priorities in the Local Fire and Rescue Plan for Perth & Kinross, this monitoring report shows how SFRS activities and performance contribute to the wider priorities of the Perth & Kinross Council Community Planning Partnership (CPP), as set out in the Perth & Kinross Community Plan (LOIP).

The figures in this report are provisional, to provide the Committee with the SFRS's direction of travel in the Perth & Kinross area, in terms of performance against headline indicators and targets. Most figures will not change; however, members should note that there may be some small variations for some indicators when the final confirmed figures are published by the SFRS.




The Perth & Kinross Council Housing and Communities Committee agreed the new Local Fire and Rescue Plan for Perth & Kinross on 1 November 2017, covering the 3 year period from 1 November 2017 to October 2020. In support of delivering the priorities in this plan, 12 headline indicators and targets have been set, and form the basis of this quarterly monitoring report.

PERFORMANCE SUMMARY

The table below provides a summary of quarter one activity and year to date (YTD) performance against headline indicators and annual targets. It aims to provide, at a glance, our direction of travel during the current reporting year.

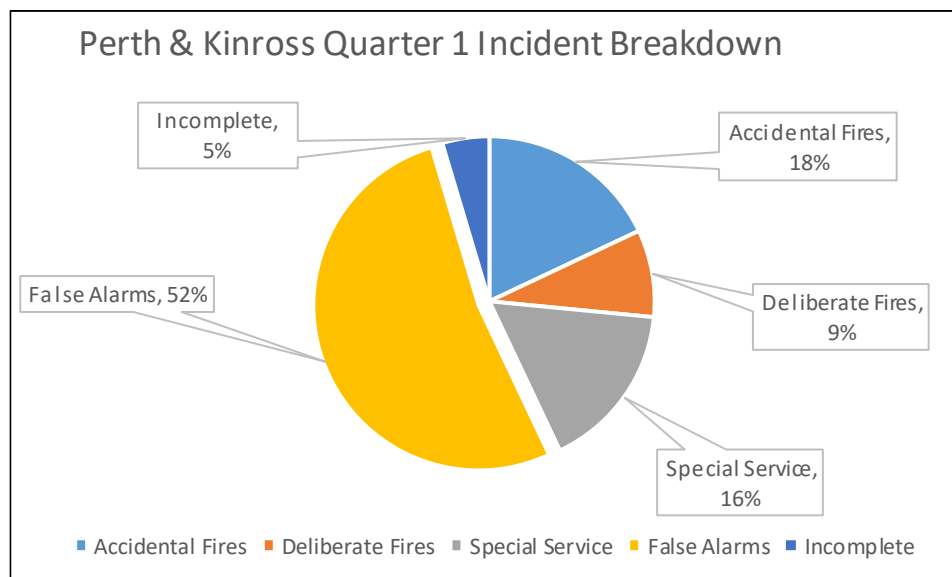
<p>HI 1 Accident Dwelling Fires</p>  <p>Q1 – 25 Incidents YTD – 25 Incidents Annual Target – 118 Incidents</p>	<p>HI 2 ADF Fatal Casualties</p>  <p>Q1 – 0 YTD – 0 Annual Target – 0</p>	<p>HI 3 ADF Non-Fatal Casualties</p>  <p>Q1 – 20 YTD – 20 Annual Target – 17</p>
<p>HI 4 Non-domestic Building fires</p>  <p>Q1 – 09 Incidents YTD – 09 Incidents Annual Target – 52 Incidents</p>	<p>HI 5 Fatal Casualties in Non-Domestic Building Fires</p>  <p>Q1 – 0 YTD – 0 Annual Target – 0</p>	<p>HI 6 Non-Fatal Casualties in Non-Domestic Building Fires</p>  <p>Q1 – 2 YTD – 2 Annual Target – 2</p>
<p>HI 7 Road Traffic Collision (RTC) Incidents</p>  <p>Q1 – 16 Incidents YTD – 16 Incidents Annual Target – 85 Incidents</p>	<p>HI 8 Fatal RTC Casualties</p>  <p>Q1 – 1 YTD – 1 Annual Target – 4</p>	<p>HI 9 Non-Fatal RTC Casualties</p>  <p>Q1 – 14 YTD – 14 Annual Target – 66</p>
<p>HI 10 Unwanted Fire Alarm Signals</p>  <p>Q1 – 102 Incidents YTD – 102 Incidents Annual Target – 575 Incidents</p>	<p>HI 11 Deliberate Primary Fires</p>  <p>Q1 – 6 Incidents YTD – 6 Incidents Annual Target – 29 Incidents</p>	<p>HI 12 Deliberate Secondary Fires</p>  <p>Q1 – 33 Incidents YTD – 33 Incidents Annual Target – 85 Incidents</p>

Year-to-Date Legend

	Below headline target
	Less than 10% above headline target
	More than 10% above headline target

PERFORMANCE HIGHLIGHTS

During Quarter one (April - June) the SRFS attended a total of 456 incidents across Perth & Kinross.



Of the 12 headline indicators and targets, the following performance should be noted for Quarter one 2019/20:

- The number of **Accidental Dwelling Fires (ADF's)** continues to decrease in the long term, reporting the lowest number of ADFs in the last five years. The performance during quarter one reflects a slight increase on same quarter last year and a decrease (17%) on the three-year average.
- There were no **ADF Fatal Casualty** during this reporting period. The number of **ADF Non-fatal Casualties** has seen a significant increase for the reporting period. This is as the result of one fire in a tenement building.
- The number of **Non-Domestic Building fires** continues to decrease over the long-term. The performance during quarter one is reporting the lowest number of fires over the previous 5 years. There were no fatal casualties and two non-fatal casualties reported for quarter one in non-domestic fires.
- The number of **Road Traffic Collisions** for quarter one is reporting a decrease (27%) against the 3-year average for this quarter. There is a significant decrease (20%) on the same quarter last year. The number of **Fatal RTC Casualties** reports one this quarter, whilst **Non-Fatal RTC Casualties** are reporting fourteen for this quarter. The number of RTC casualties is the lowest for the last three years.
- The number of **Unwanted Fire Alarm Signals (UFAS)** caused by automatic fire alarms (AFAs) in non-domestic buildings reflects a 35% decrease on the 3-year average for this quarter whilst also reflecting a significant decrease on the same quarter last year.
- The number of **Deliberate Primary Fires** is reflecting the lowest for the last five years. The number of **Deliberate Secondary Fires** is reporting a similar performance over the last five years for this quarter.

PRIORITY 1 - IMPROVING FIRE SAFETY IN THE HOME

HI 1 – Accidental Dwelling Fires (ADF)

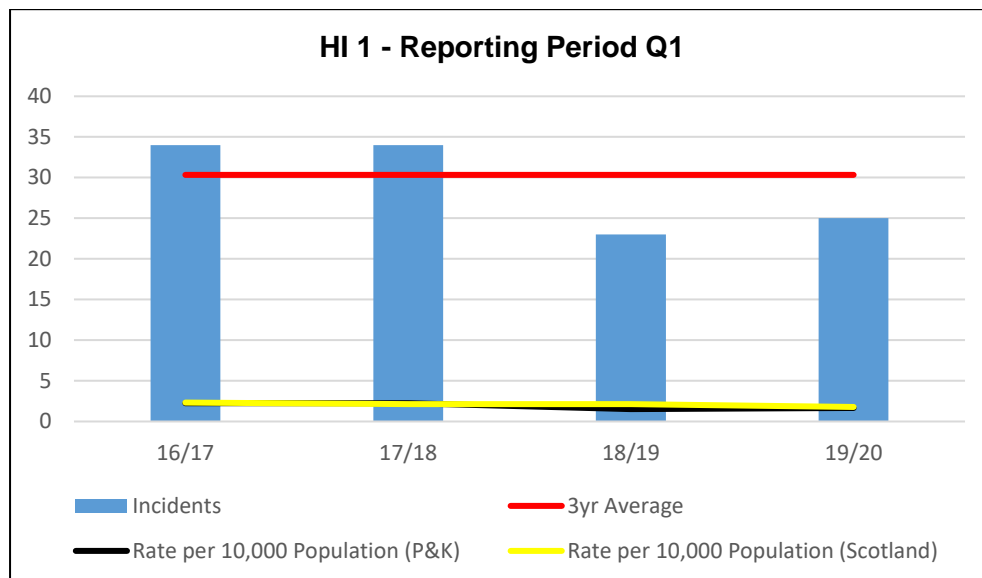


Table 1: Year to Date (April to June) Performance

	16/17	17/18	18/19	19/20	Annual Target
H1: ADF's	34	34	23	25	118

HI 2 - ADF Fatal Casualties & HI 3 - ADF Non-Fatal Casualties

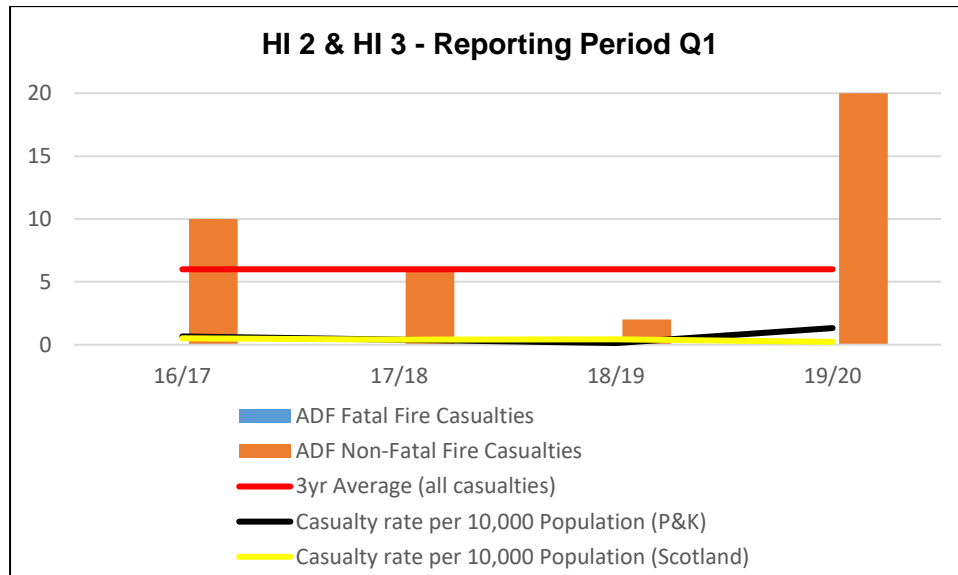


Table 2: Year to Date (April to June) Performance

	16/17	17/18	18/19	19/20	Annual Target
H2: ADF Fatal Casualties	0	0	0	0	0
H3: ADF Non-Fatal Casualties	10	6	2	20	17

Indicator Description

The largest single type of primary fire in Perth & Kinross is accidental fires in the home and their prevention is a key focus of the Service's community safety activity.

HI 1 – Accidental Dwelling Fires (ADF)

As a headline target, the aim is to reduce the rate of ADF's, in a growing Perth & Kinross population, by keeping these fires **below 118**, each year.

HI 2 – ADF Fatal Casualties

This indicator counts those people for whom fire has been clearly identified as the cause of death, even if they die some-time after the actual fire. Those who die at, or after, the fire but where fire is **not** identified as the cause of death are not included in these figures. As a headline target, the aim is to have **Zero ADF Fatal Casualties**, in Perth & Kinross each year.

HI 3 – ADF Non-Fatal Casualties

This headline target counts all types of non-fatal fire injury in the home, including precautionary checks. As a headline target, the aim is to reduce the risk of injury from fire in the home, in an increasing Perth & Kinross population, by keeping fire injuries **below 17**, each year.

What we aim to Achieve

As well as helping to deliver Priority One: *Improving Fire Safety in the Home*, meeting the headline targets will also support a long-term Vision in the Perth & Kinross LOIP.

We also link this headline target to improving the following Perth & Kinross LOIP objectives:

- Developing educated, responsible and informed citizens
- Supporting people to lead independent, healthy and active lives
- Creating a safe and sustainable place for future generations

Performance Management

There were 25 ADF's reported during quarter one, which reflects a low number of fires for this quarter over the last five years and below the 3-year average. The fire damage in 20 incidents was reported as low level, whilst 5 sustained significant damage. Of the 25 fires 21 were fitted with smoke detection, of which 17 operated and gave early warning to the occupiers. The total number of ADF's continues to decrease in the long term, currently we are reporting the lowest number of fires for the last five years, as a result of a number community safety initiatives delivered through partnership working. We are therefore showing **Green** for achieving the HI 1 annual target.

There was no ADF Fatal Casualty during quarter one. We are therefore showing **Green** for achieving the HI 2 annual target. There were 20 ADF Non-Fatal Casualties during quarter one, three received first aid on scene and 17 required hospital treatment, two with serious burns. Fourteen of the casualties were as the result of one incident at Fairfield, Perth. We are showing **Red** for achieving the HI 3 annual target.

Within Perth & Kinross we will continue to work with our partners to ensure we positively contribute to reducing the risk to our communities and staff by analysis of our operational activities and targeting those most at risk and vulnerable, particularly around unintentional harm in the home. These targeted initiatives will continue to develop and improve as we move forward together to ensure we provide the most appropriate support for our communities with regard to unintentional harm.

PRIORITY 2 – IMPROVING FIRE SAFETY AND RESILIENCE IN THE BUSINESS COMMUNITY

HI 4 - Non-Domestic Building Fires

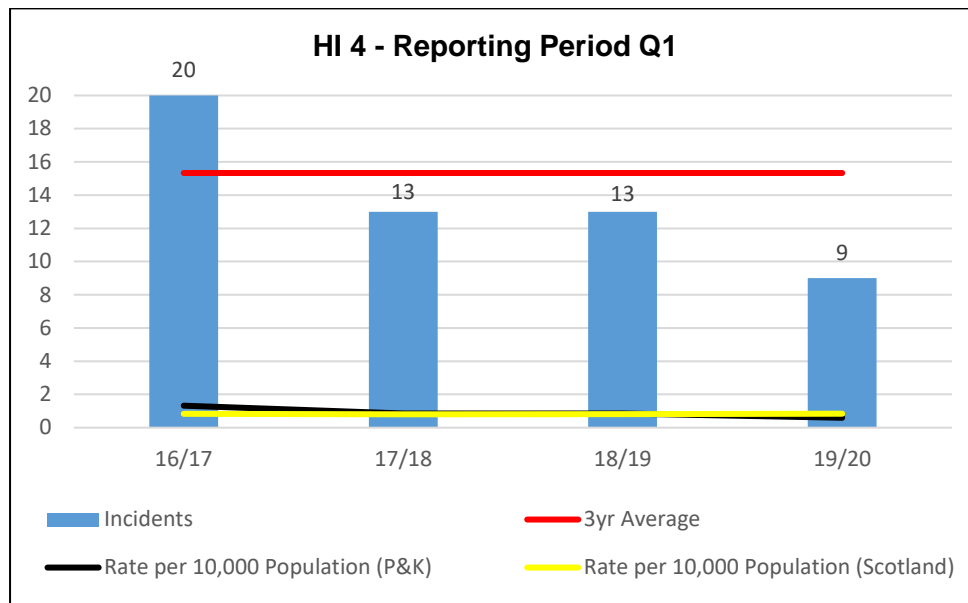


Table 3: Year to Date (April to June) Performance

	16/17	17/18	18/19	19/20	Annual Target
H4: Non-domestic Building Fires	20	13	13	9	52

HI 5 – Fatal Fire Casualties in Non-Domestic Buildings & HI 6 – Non-Fatal Fire Casualties in Non-Domestic Buildings

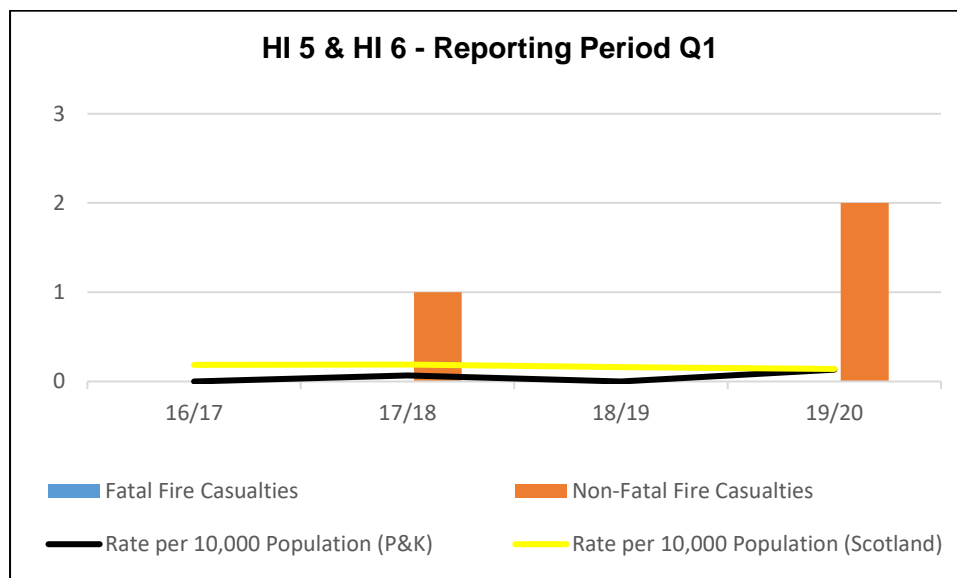


Table 4: Year to Date (April to June) Performance

	16/17	17/18	18/19	19/20	Annual Target
H5: Fatal Fire Casualties	0	0	0	0	0
H6: Non-Fatal Fire Casualties	0	1	0	2	2

Indicator Description

These headline indicators and targets cover the types of non-domestic buildings applicable to Part 3 of the Fire (Scotland) Act 2005 ('The Act') (e.g. care homes, hotels and hospitals etc.) and is designed to reflect the effectiveness of fire safety management in respect of these types of buildings.

HI 4 - Non-Domestic Building Fires Applicable to the Act

As a headline target, the aim is to reduce the rate of fires in non-domestic buildings (where The Act applies), by keeping these fires **below 52**, in Perth & Kinross each year.

HI 5 – Fatal Fire Casualties in Non-Domestic Building Fires Applicable to the Act

This indicator counts those people for whom fire has been clearly identified as the cause of death, even if they die sometime after the actual fire. Those who die at, or after, the fire but where fire is **not** identified as the cause of death are not included in these figures. As a headline target, the aim is to have **Zero Fatal Fire Casualties** in non-domestic buildings applicable to the Act, in Perth & Kinross each year.

HI 6 – Non-fatal Fire Casualties in Non-Domestic Building Fires Applicable to the Act

This headline target counts all types of non-fatal fire injury in non-domestic buildings, including precautionary checks. As a headline target, the aim is to reduce risk of injury from fire in non-domestic buildings, by keeping fire injuries **below 2**, in Perth & Kinross each year.

What we aim to Achieve

As well as helping to deliver Priority Two: *Improving Fire Safety and Resilience in the Business Community*, we also link this headline target to improving the following Perth & Kinross LOIP outcomes:

- Promoting a prosperous, inclusive and sustainable economy
- Supporting people to lead independent, healthy and active lives
- Creating a safe and sustainable place for future generations

Performance Management

There were 9 fires in non-domestic buildings during quarter one which reflects a significant decrease on the three-year average. 6 incidents resulted in minor damage, whilst two buildings resulted fire medium level of fire damage and one resulted in significant damage. This reflects the lowest numbers for the quarter for last five years. This therefore is showing **Green** for achieving the HI 4 against the annual target to date.

There were zero Non-Domestic Fatal Casualties during quarter one. There have been no fatal casualties for over 5 years and we are therefore showing **Green** for achieving the HI 5 annual target to date.

There were two Non-Domestic Non-Fatal Casualties during quarter one as a result of one incident in a commercial recycling property where the casualties suffered slight smoke inhalation. We are showing **Red** for achieving the HI 6 annual target to date.

In total, 85 fire safety audits were targeted at high life risk non-domestic buildings for quarter one, which included 8 post fire audits, and meets our target as part of the annual audit programme. These fires can often have a serious impact on our local business sector and wider economy, as a fire within companies' premises often results in significant monetary loss and in the worst cases, loss of employment for staff. Our Fire Safety Enforcement Officers (FSEO's) will continue to provide the most appropriate level of support to local businesses to enable suitable and timely legislative fire safety guidance and enforcement to be undertaken. We also continue to engage with business forums to ensure the right level of information is given to the business community.

PRIORITY 3 – MINIMISING THE IMPACT OF UNINTENTIONAL HARM

HI 7 – Road Traffic Collision (RTC) Incidents

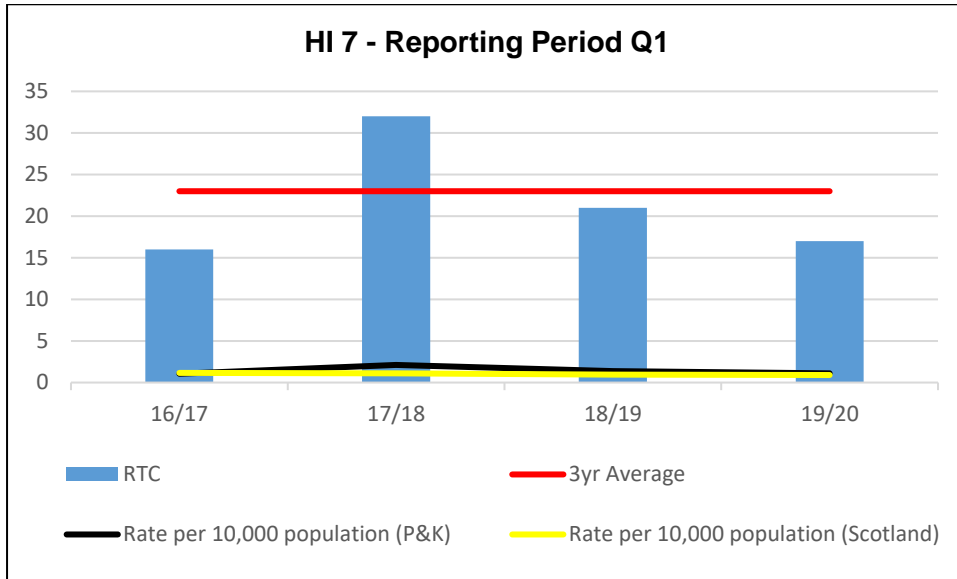


Table 5: Year to Date (April to June) Performance

	16/17	17/18	18/19	19/20	Annual Target
H7: RTC Incidents	16	32	21	16	85

HI 8 – Fatal RTC Casualties & H9 – Non-Fatal RTC Casualties

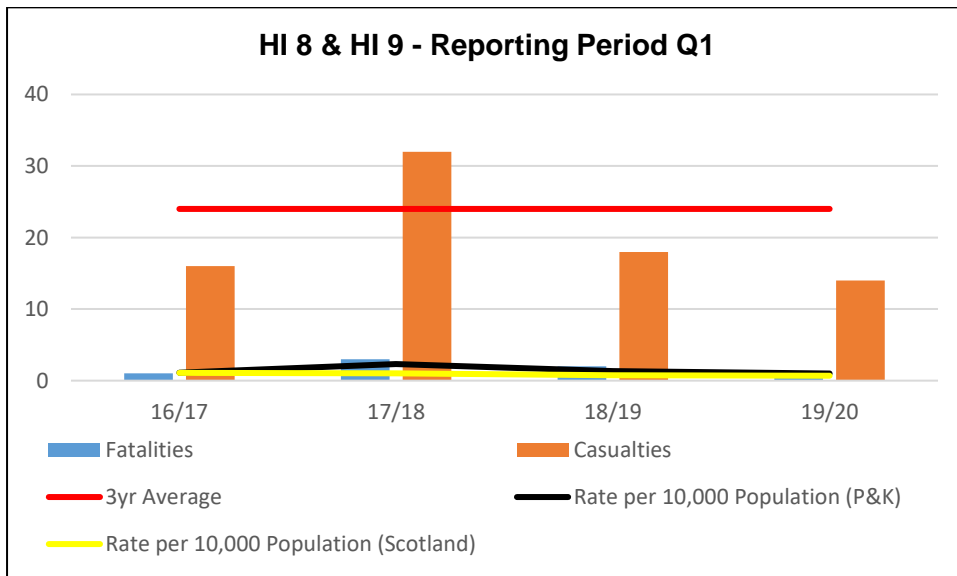


Table 6: Year to Date (April to June) Performance

	16/17	17/18	18/19	19/20	Annual Target
H8: Fatal RTC Casualties	1	3	2	1	4
H9: Non-Fatal RTC Casualties	16	32	16	14	66

Indicator Description

The SFRS has become increasingly involved in more non-fire related prevention work, in support of its role in promoting the wider safety and well-being of its communities, including minimising the impact of unintentional harm. The headline indicators and targets reflect the fact that most of non-fire related incidents attended by the SFRS in Perth & Kinross are RTC Incidents.

HI 7 - RTC Incidents

As a headline target, the aim is to reduce the rate of RTC incidents, by keeping them **below 85** each year.

HI 8 – Fatal RTC Casualties

As a headline target, the aim is to reduce the risk of death from RTC's in Perth & Kinross, by keeping them **below 4** each year.

HI 9 - Non-fatal RTC Casualties

As a headline target, the aim is to reduce the risk of injury from RTC's in Perth & Kinross, by keeping non-fire injuries **below 66** each year.

What we aim to Achieve

As well as helping to deliver Priority Three: *Minimising the Impact of Unintentional Harm*, we also link these headline targets to improving the following Perth & Kinross LOIP outcomes:

- Developing educated, responsible and informed citizens
- Supporting people to lead independent, healthy and active lives
- Creating a safe and sustainable place for future generations

Performance Management

We attended 16 RTC Incidents, to assist in safety of the incident scene and release/extricate occupants trapped of the vehicles as a result of a collision. This is the lowest number for this quarter in the last five years. A decrease (29%) in comparison to the same quarter in 2018/19 when there were 21, whilst reporting a reduction (35%) on the three-year average (23). We are showing **Green** for achieving the HI 7 annual target. Of the 16 incidents attended 10 were making the scene safe and four required more technical extrication.

Of the 16 RTC Incidents we attended during quarter one there was one recorded fatality which is a decrease from previous years for this quarter. We are showing **Green** for achieving the HI 8 annual target.

Of the 16 RTC Incidents we attended during quarter one there were 14 non-fatal casualties which reflects a slight decrease on the same quarter last year. A significant decrease (34%) in the three-year average (21), however the quarter reflects a slight increase on last quarter (Q4 18/19) with 12. We are showing **Green** for achieving the HI 9 annual target.

This type of incident accounts for around 3% of all incidents and 20% of all special service incidents attended this quarter. However, these types of incidents account for a high number of casualties every year which requires a multi-agency partnership approach to reduce these risks to people on our roads. Road Safety within Perth & Kinross has established a Road Safety Partnership to ensure we review our current position. This multi-agency group is reviewing this area of work locally with a view to establishing priorities for the partnership moving forward which will influence the content of Perth and Kinross Road Safety plan and subsequent actions. The Road Safety Plan is now in place which is supported by an annual action plan. These actions will ensure, as a partnership, we work towards integrating Road Safety initiatives that will reduce the impact of this type of incident locally.

PRIORITY 4 - REDUCING UNWANTED FIRE ALARM SIGNALS

HI 10 – Unwanted Fire Alarm Signals

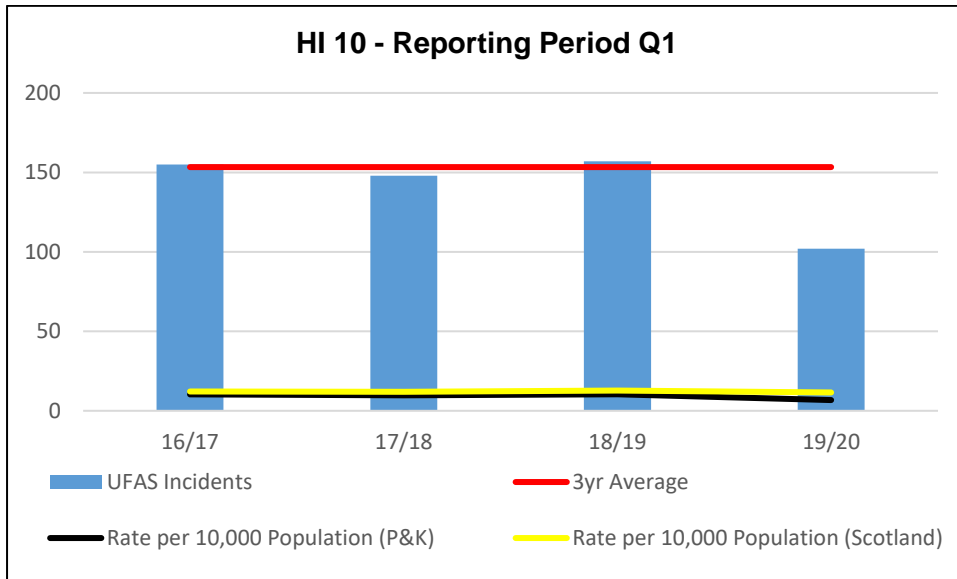
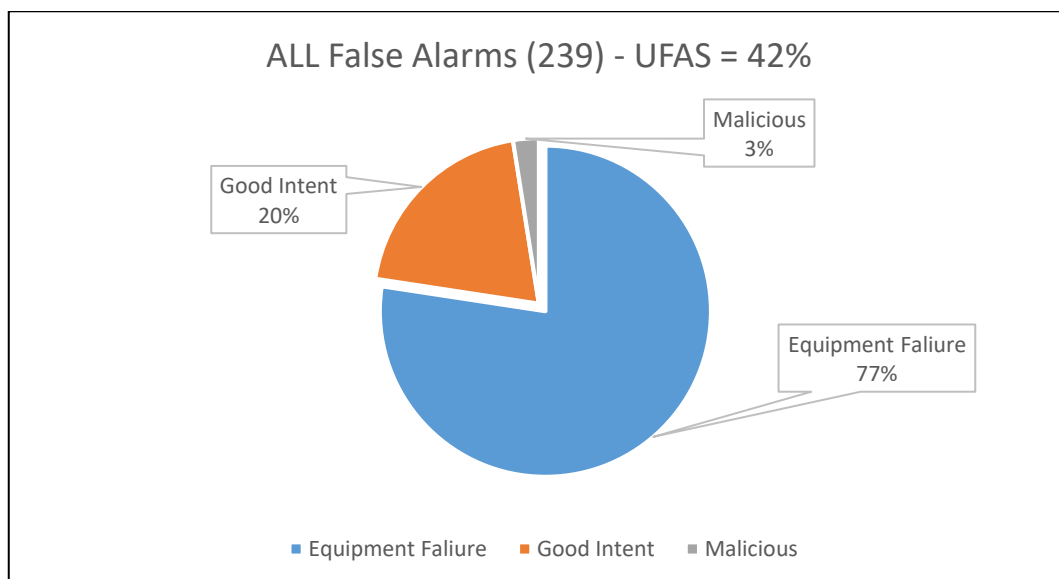


Table 7: Year to Date (April to June) Performance

	16/17	17/18	18/19	19/20	Annual Target
HI 10: UFAS Incidents	155	148	157	102	575

All False Alarms for Quarter one



Indicator Description

Automatic Fire alarms (AFA) are fundamental to providing early warning from fire, giving people the chance to evacuate safely. However, to be effective, they must be properly installed and maintained, and a good fire safety management regime must be in place by the duty holder, so they do not activate when there is no fire.

Every Unwanted Fire Alarm Signal (UFAS) from an AFA has an impact in terms of unnecessary blue light journeys, redirecting SFRS resources away from other activities such as community safety work and causing considerable disruption to businesses.

HI 10 – Unwanted Fire Alarm Signals (UFAS)

As a headline target, the aim is to improve fire safety management and awareness, by reducing the number of attendances to unwanted fire alarm signals (UFAS) from automatic systems in non-domestic buildings to **less than 575** each year.

What we aim to Achieve

As well as helping to deliver Priority Four: *Reducing Unwanted Fire Alarm Signals*, we also link this headline target to improving the following Perth & Kinross LOIP outcome:

- Promoting a prosperous, inclusive and sustainable economy

Performance Management

During quarter one 2019/20, SFRS were called out to 102 UFAS incidents from a total of 239 False Alarms. This a decrease (35%) in comparison to the same quarter in 2018/19 when there were 157 UFAS whilst reflecting a decrease (33%) on the 3-year average of 153. In total, UFAS accounted for 22% of our total operational demand and were the cause of 42% of all false alarms in Perth & Kinross during quarter one.

All false alarms are continuing to report a slight downward trend which we will continue to work towards through a number of targeted initiatives driven by SFRS as well as local staff.

The table below lists the 5 property types that had persistent call-outs due to UFAS during quarter one. When analysed further, it is the same property types that are causing UFAS in Perth & Kinross and nationally, the picture is very similar.

Property Types - UFAS	18-19 Q4	18-19 Q1	19-20 Q1
Residential - Home, Nursing/Care, school, sheltered	23	30	26
Retail/Offices	25	23	26
Education, school	29	35	14
Entertainment and culture	9	7	10
Industrial Processing	12	10	8

During quarter one our operational crews continue to investigate the cause of every UFAS event to ensure the appropriate level of engagement with the duty holder when in attendance at these call-outs. Every UFAS incident SFRS attend is used as an opportunity to educate the duty holder about the impact UFAS has on their businesses, the community and the Fire and Recue Service.

The number of all False Alarms attended by SFRS is on a steady decrease year on year. Based on the annual AFAS Target we have set we are currently showing **Green** for achieving the HI 10 annual target.

PRIORITY 5 – REDUCING DELIBERATE FIRES

HI 11 – Deliberate Primary Fires

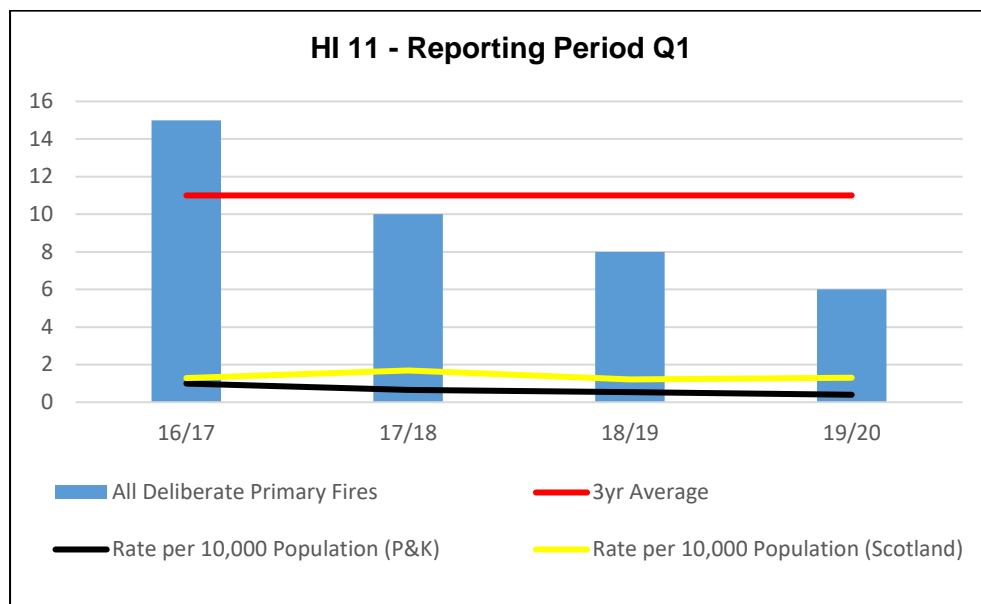


Table 8: Year to Date (April to June) Performance

	16/17	17/18	18/19	19/20	Annual Target
HI 11: Deliberate Primary Fires	15	10	8	6	29

HI 12 – Deliberate Secondary Fires

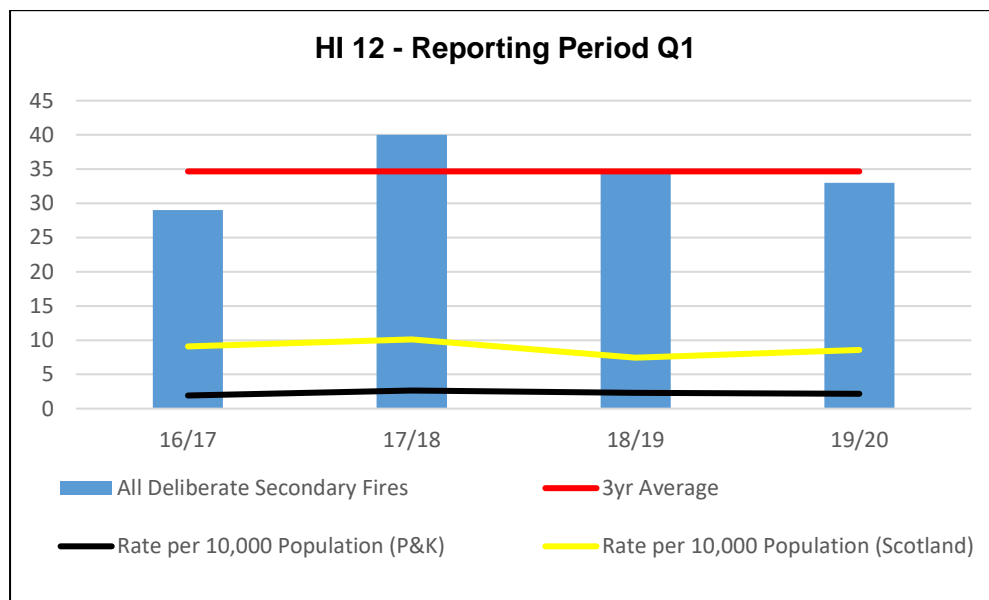


Table 9: Year to Date (April to June) Performance

	16/17	17/18	18/19	19/20	Annual Target
HI 12: Deliberate Secondary Fires	29	40	35	33	85

Indicator Description

These headline and indicators targets account for all types of fire that are believed to have been started intentionally, and are categorised as Deliberate Primary Fires and Deliberate Secondary Fires.

HI 11 – Deliberate Primary Fires

These deliberate fires cover the following types:

- Fires in the home
- Fires in non-domestic buildings
- Fires in motor vehicles

As a headline target, the aim is to reduce the rate of deliberate primary fires in Perth & Kinross by keeping these fires **below 29** each year.

HI 12 – Deliberate Secondary Fires

These deliberate fires cover the majority of outdoor fires including grassland and refuse fires and include fires in derelict buildings, but not chimney fires. As a headline target, the aim is to reduce the rate of deliberate secondary fires in Perth & Kinross by keeping these fires **below 85** each year, this exceeds the annual target.

What we aim to Achieve

As well as helping to deliver Priority Five: *Reducing Deliberate Fires*, we also link this headline target to improving the following Perth & Kinross LOIP outcomes:

- Developing educated, responsible and informed citizens
- Promoting a prosperous, inclusive and sustainable economy
- Supporting people to lead independent, healthy and active lives
- Creating a safe and sustainable place for future generations

Performance Management

There were 6 deliberate primary fires reported during quarter one, which is reporting the lowest for the last five years for this quarter, whilst also showing decrease on the three-year average of 11. We are reporting a similar number of fires as the incidents remain relatively low in the long term, Perth and Kinross are reporting low numbers of this type of incident year on year. Three of the incidents reported were outdoor fire whilst three were within buildings. This reflects slightly below the year to date target and is therefore showing **Green** against the HI 11 annual target.

There were 33 deliberate secondary fires reported during quarter one, which is a slight decrease in comparison to the same quarter in 2018/19 when there were 35 deliberate secondary fires. This also reflects a slight decrease on the three-year average for this quarter with 34. This also reports a significant increase on last quarter with 18 incidents. The majority of these incidents were in Perth City area with 22 (66%). Given the target we have set for this reporting year we are showing **Red** for achieving the HI 12 annual target against year to date.

During the last few months we have continued to work with partners to reduce the number of all deliberate fire incidents. The proactive approach particularly around youth engagement to endeavour to reduce the number of deliberate fires, particularly secondary fires, as part of a wider youth awareness education initiative. These included working with local schools to reduce this type of unacceptable anti-social behaviour. There is a continual programme of inputs each quarter with regard deliberate and malicious fire raising, alongside other educational safety programmes, across Perth and Kinross particularly around the Perth City area.

PRIORITY 6 – EFFECTIVE RISK MANAGEMENT AND OPERATIONAL PREPAREDNESS

Description

Risk Management and operational preparedness is a key area of work for the SFRS. In Perth & Kinross, this means:

- Knowing what the risks are in Perth & Kinross and then making plans, so we are resilient to respond to any event.
- Being prepared to respond to national threats or major emergencies.
- Developing flexibility to deploy crews, to take on a broadening role within the community.
- Firefighters being quipped to deal with emergencies safely and effectively and our stations being in a constant state of readiness.
- Safe, secure, vibrant and sustainable communities
- An inclusive and sustainable economy
- An enhanced, protected and enjoyed natural and built environment
- Improved physical, mental and emotional health and well-being

What we aim to Achieve

As well as helping to deliver Priority Six: *Effective Risk Management and Operational Preparedness*, our activities also support improving the following Perth & Kinross LOIP objectives:

- Developing educated, responsible and informed citizens
- Promoting a prosperous, inclusive and sustainable economy
- Supporting people to lead independent, healthy and active lives
- Creating a safe and sustainable place for future generations

Activity

During quarter one we delivered our quarterly training commitment to operational firefighters, whereby we trained and tested their preparedness to deal with:

- Water Awareness
- Railway Incidents
- Rural and Wildfire Incidents
- Driving Fire Service Vehicles
- Fire Service Pumps

Firefighters continue to visit sites within their station area so that they are aware of the associated risks and hazards, and if required can take effective actions in dealing with incidents at these sites. During the first quarter firefighters visited a range of sites to gather Operational Intelligence and review our response plans, including castles, hotels, care homes, high rise, industrial premises and sporting venues.

Helping to build community resilience, so that residents are prepared in an emergency is important to us. As a key partner in delivering the Scottish Government's Out of Hospital Cardiac Arrest strategy, we equip members of the public with life-saving CPR skills during quarter one. The introduction of a full time Hydrant Operative will support our stations for water hydrant inspections to check adequate provision and location of water supplies within the area. This also provides the opportunity for crews to familiarise themselves with the locations of hydrants in relation to the risks in their area and link-in other activities, such as conducting Home Safety Visits.

On-going recruitment for WT/RDS/VDS firefighters in the Perth & Kinross area continues to be a priority during this quarter. 6 Point of Entry Selection Testing events have taken place at Perth with over 100 candidates attending to identify and selection test candidates to undertake training to become whole-time, part time and volunteer firefighters. RDS / VDS candidates will now attend basic induction, specific RTC and Breathing Apparatus training courses which will ensure stations are staffed appropriately to meet the needs of our communities. Successful WT candidates will attend a residential training programme either at SFRS National Training Centre, Cambuslang or SFRS Thornton Training Centre, Fife later this year.

APPENDIX 1: COMMUNITY SAFETY ENGAGEMENT PROGRAMMES

This section provides details of Community Safety Engagement initiatives undertaken within Perth & Kinross during the first quarter of 2018-19, the safer Communities partnership work together to continue to provide various community safety messages, education, training and support which will continue to develop, whilst implementing risk reduction strategies to support our communities, particularly those most vulnerable. This joint work will also support the priorities in the LFRP 2017 and wider Perth & Kinross Council CPP priorities. Some examples this quarter are;

Safe Taysiders 2019

A two-week event held at the Queens Barracks in Perth organised by the Community Safety Partnership and delivered by a number of agencies. This event gives school pupils many worthwhile safety messages across a number of areas that ensure they will have the knowledge and understanding around their safety and those around them.



The event was held over a two-week period in May and was attended by over 1,500 Primary 7 pupils from across the Perth and Kinross council area.

Kinross Event

On 4 June Swansacre Rising 5s visited their Local Community Fire Station, 30 kids and 6 adults engaged in a number of home and personal safety messages from their local Firefighters. At the same time learning about the role of a Firefighter whilst getting their hands on some of the firefighting equipment. This event was thoroughly enjoyed by all involved.



Smokey Paws Kits



On the 16 May 2019 Crew Manager Garry West presented the last Smokey Paws kit to the RDS at Comrie. Garry has been the driving force behind funding of the kits throughout Perth and Kinross and now thanks to his hard work every station is now equipped with the pet saving equipment. The kits are specially designed to provide oxygen treatment to animals that have been exposed to smoke in a fire situation. Jake the springer spaniel was on hand to pass on his thanks on behalf of the animal kingdom.

Kinloch Rannoch Events

Local Firefighters ran a number of Young Firefighters sessions for all the local primary school pupils in their area. All involved enjoyed their experience whilst learning a number of safety messages. Local firefighters also delivered a number of



sessions to local residents and workers about the impact from wildfires, whilst giving a number of safety tips to reduce any risks to wildfires occurring.

Life saving skills

A number of life saving talks and demonstrations were delivered to; Perth Academy, ESOL Next Steps Group, Millburn Court Residents and Contact the Elderly scheme.

The groups all got involved in the interactive sessions to improve their skills in CPR whilst also engaging in a number of important home and personal safety advice and education. These sessions were very well received by all involved.



Blairgowrie Events

Blairgowrie Firefighters visited some very enthusiastic primary school pupils from Newhill & St Stephens Primary School Nursery classes pupils from Blairgowrie. They received some very important safety education as part of their People Who Help Us Project.. This included home and fire safety with some important safety information which led on to them having some fun with the fire engine and equipment.



SFRS attended 456 incidents of which a number would undoubtedly have had a serious impact on members of our communities and their families, particularly from Road Traffic Collisions, Dwelling Fires and other Special Service Calls. Some of the more notable incidents and events are noted below:

Fire at Fairfield, Perth

On Friday 31st May Fire appliances from Perth and Dunkeld were mobilised to a fire in a Flat at Menzies Court. On arrival Firefighters were faced with a serious fire in a ground floor flat whilst other residents unable to leave the property because of the fire.



Firefighters supported by other agencies worked quickly to bring the fire under control whilst rescuing 14 people from the building involved. This incident resulted in 14 casualties from five properties requiring hospital treatment, some with serious injuries. The incident required a joint Fire Investigation by Police Scotland and SFRS. There have been several engagement sessions programmed with local residents to ensure they are provided the right level of support with regards to fire safety. A multi-agency review has been organised to look at this incident to ensure we deal with any learning as a partnership.

Helicopter Multi-Agency Workshops

The aim of the workshop is to enhance multi-agency responses to operations involving helicopters by developing a greater understanding of partners' standard operating procedures, operational limitations and tactical considerations.

SFRS Managers attended the recent multi agency workshops with S.A.S, Police Scotland, RNLI Coastguard and Mountain Rescue. This event forms part of a series of short technical workshops which have been developed by Tayside Local Resilience



Partnership and is intended to ensure that personnel responding to incidents have a comprehensive understanding of the hazards, risks and challenges present when working with helicopters. The need for such workshops has been identified during recent incident debriefs and they are designed to assist personnel to better understand other agencies' priorities and considerations when attending incidents of this nature and improve inter-agency working.

Water/Gorge Rescue Exercise

A Multi-Agency exercise was organised within Craighall Gorge, Blairgowrie, which took place on the 19th June 2019 which involved the Scottish Fire & Rescue Service, Police Scotland, Police Scotland Mountain Rescue and experts from The Canyoning Company.

The exercise involved a technical rescue of live casualties and canyoning experts by utilising highly trained and skilled SFRS Swift Water Technicians, Police Scotland Rope Rescue Operators and local retained firefighting crews from Blairgowrie.

The aim of the exercise was to test the effectiveness, under the umbrella of the Joint Emergency Service Interoperability Plan (JESIP) of emergency services and responding partners at the operational and tactical command levels in response to a multi-agency incident. This will ensure that all partners respond together in co-ordinated manner to enhance emergency intervention.



HM Perth Prison Workshops

As part of Local resilient planning a number of multi-agency workshops were organised through Tayside LRP and delivered at HM Prison Perth. These sessions were delivered as a result of several incident debriefs to ensure all partners are fully aware of the Prison procedures and that of all other agencies. These sessions facilitated by Prison staff were well attended across the partner agencies as well as very well received. The inputs gave all agencies a good overall understanding of the roles and responsibilities across number of incident types. The sessions were very well received by all involved.

