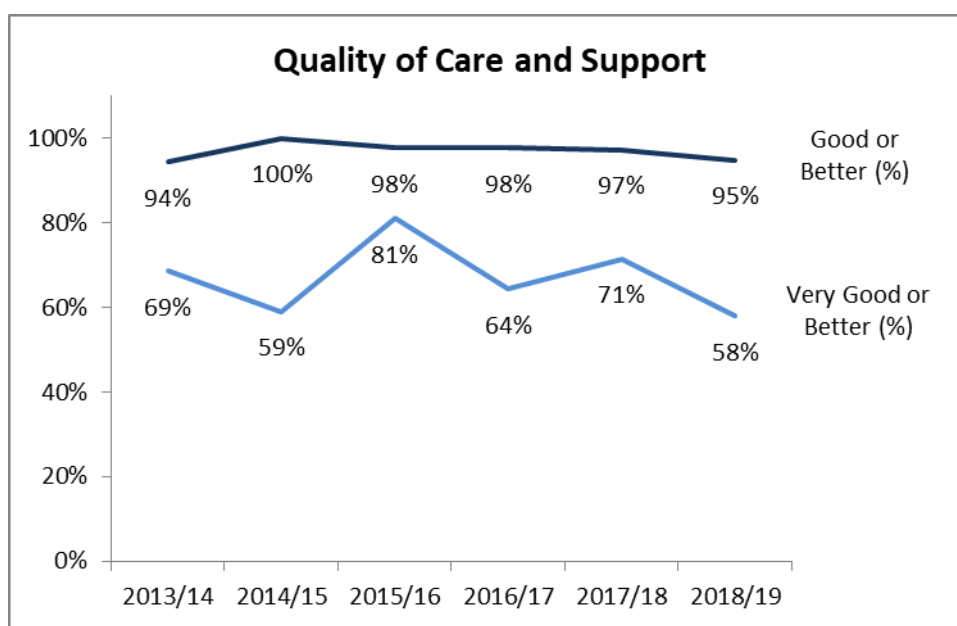


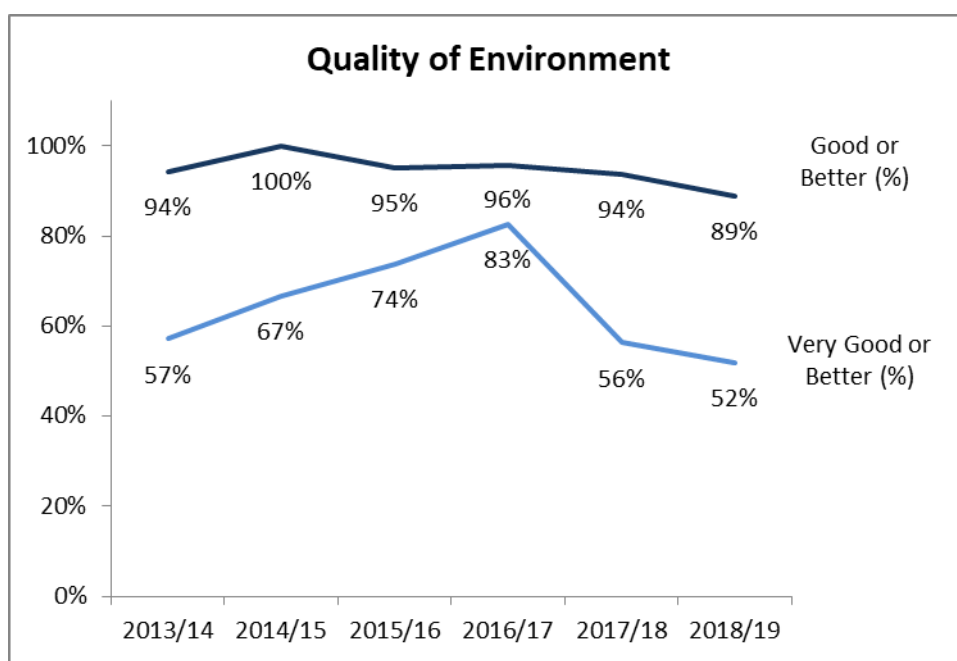
Appendix B: Grading History, services providing day care of children inspected and published by the Care Inspectorate, 1 April 2013 – 26 February 2019¹



Commentary:

Performance over 6 years has been high and steady when looking at 'Good or better' ratings. When tightening to 'Very good or better' there is a similar trend within a certain range of performance.

	2013/14	2014/15	2015/16	2016/17	2017/18	2018/19
Number of Inspections	35	39	42	42	35	38

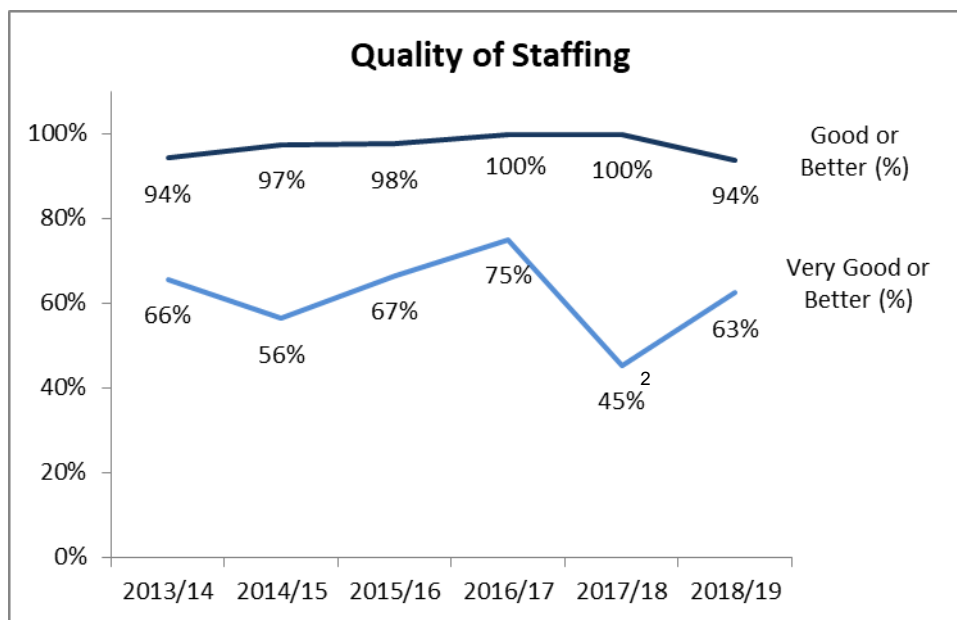


Commentary:

Performance over 6 years has been high and steady when looking at 'Good or better' ratings. When tightening to 'Very good or better' the latest two years show a somewhat lower performance. This has been recognised in the Service's own quality assurance of establishments, with the intention of improving performance in this area.

	2013/14	2014/15	2015/16	2016/17	2017/18	2018/19
Number of Inspections	35	39	42	23	16	27

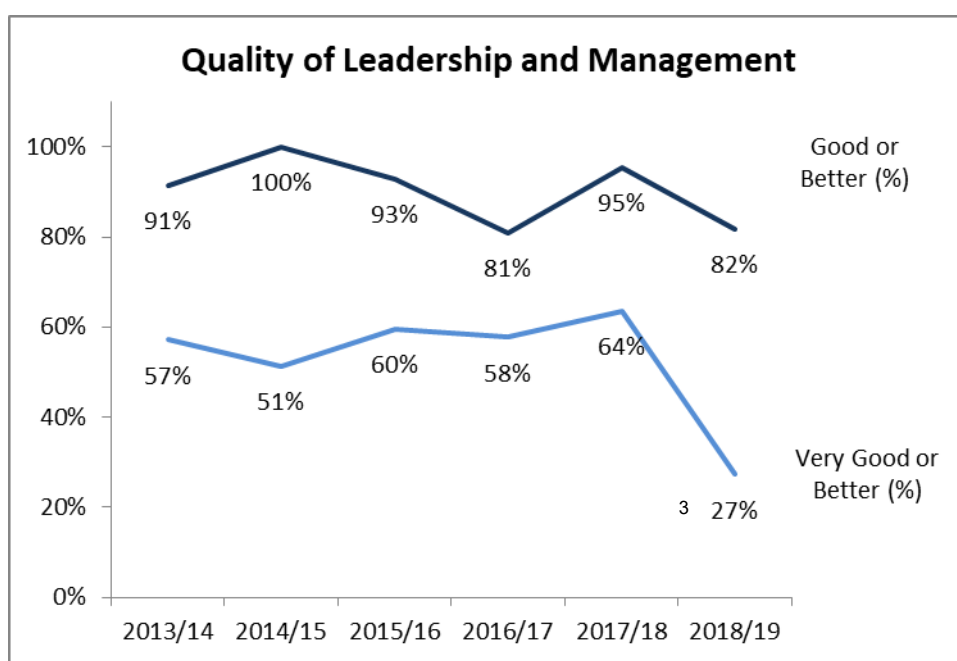
¹ Inspected, published and reported to Lifelong Learning Executive Sub Committee by 26 February 2019.



Commentary:

Performance over 6 years has been high and steady when looking at 'Good or better' ratings. When tightening to 'Very good or better' the overall trend is similar. Some years (as indicated) have fewer inspections of this quality indicator which can mean larger variations year on year.

	2013/14	2014/15	2015/16	2016/17	2017/18 ²	2018/19
Number of Inspections	35	39	42	28	11	16



Commentary:

Performance over 6 years has been high and steady when looking at Good or better ratings. Turnover of management staff from partner providers to other positions has partly contributed to a small reduction from 'Very Good'. The Service has a development programme to upskill existing Early Childhood Practitioners (ECPs) to undertake management posts.

	2013/14	2014/15	2015/16	2016/17	2017/18	2018/19 ³
Number of Inspections	35	39	42	26	22	11

² Care must be taken when analysing the Quality of Staffing in 2017/18 as this was only assessed in 6 of the 21 inspections, giving a much smaller sample size than in previous years. For perspective, of those 6 gradings, 1 was Very Good and 5 were Good.

³ Similar care must be applied to the 2018/19 percentage for Quality of Leadership and Management. This indicator was only accessed in 11 of the 38 inspections, giving a much smaller sample size than in previous years. Of the 11 gradings, 3 were Very Good, 6 were Good and 2 were Adequate