



PERTH AND KINROSS COUNCIL

Community Safety Committee – 4th March 2015

**PERTH AND KINROSS LOCAL POLICING AREA
PERFORMANCE RESULTS**

1st October to 31st December 2014

**Report by Chief Superintendent Eddie Smith
Police Scotland 'D' Division (Tayside)**

1. RECOMMENDATION

- 1.1 It is recommended that members note and scrutinise this operational report.

2. BACKGROUND

- 2.1 The purpose of this report (Appendix A) is to provide information to the Committee regarding the performance of Police Scotland against performance indicators that will facilitate local scrutiny.
- 2.2 Appendix A will provide context to the information provided in relation to performance and give information on some of the work which has taken place within Perth and Kinross Local Policing Area.
- 2.3 The data provided in this report is for information purposes to allow Board Members to conduct their scrutiny responsibilities.

3. PERFORMANCE

- 3.3 Performance Indicators detailed in Appendix A are subdivided into the following priorities within this report which are the Local Policing Priorities as identified in the 3 year Local Policing Plan.
- Serious and Organised Crime
 - Public Protection and Safety
 - Road Safety
 - Major Events and Planning
 - Theft, Housebreaking and Scams

3.4 Appendix A will also provide updates on:

- Antisocial Behaviour
- Community Engagement

4. FINANCIAL IMPLICATIONS

4.1. There are no financial implications as a result of this report.

5. STAFFING IMPLICATIONS

5.1 There are no staffing issues as a result of this report.

6. ENVIRONMENTAL ISSUES

6.1 This report does not have any impact on the environment.

7. SUMMARY

7.1 The attached report updates members regarding significant operational matters and gives context to the performance of the local policing area.

8. COMPLIANCE

Is the proposal;

- | | |
|--------------------------------------|-----|
| (a) Human Rights Act 1998 compliant? | YES |
| (b) Equality & Diversity compliant? | YES |



PERTH & KINROSS COUNCIL

Community Safety Committee

Report by Chief Superintendent Eddie Smith
(Quarter ending 31 December 2014)



Contents

| | |
|---|----------------|
| Background to this Report | page 3 |
| Local Policing Priority Updates: | |
| Serious and Organised Crime | page 4&5 |
| Public Protection and Safety | pages 6,7&8 |
| Road Safety | page 9&10 |
| Antisocial Behaviour | pages 11&12 |
| Major Events and Planning | page 13 |
| Theft, Housebreaking and Scams | page 14&15 |
| Community Engagement | page 16&17 |
| Multi Member Ward Breakdown | page 18 |

BACKGROUND TO THIS REPORT

As from April 2013, the Police and Fire Reform (Scotland) Act 2012 has required Police Scotland to produce and publish a Local Policing Plan (LPP) for each local authority area. The LPP clearly sets out the policing priorities for Perth and Kinross.

Performance in relation to the identified policing priorities is monitored and reviewed internally on a weekly basis. Quarterly reports are produced to allow scrutiny by Perth and Kinross Council Community Safety Committee. This report covers the period from 1st October to 31st December 2014.

Data provided in this report is for information purposes to allow Board Members to conduct their scrutiny responsibilities.

This report will make reference to crime groupings. Groups 1-4 refer to an amalgamation of four crime groups. They are Group 1, consisting of violent crime; Group 2 covering sexual offences; Group 3 covers a wide range of crimes of dishonesty; and Group 4 includes vandalism, fire-raising and malicious mischief.

Serious and Organised Crime

Tackling Serious and organised Crime Groups (SOCGs) in Perth and Kinross remains a key focus.

The Community Investigation Unit (CIU) has continued to explore alternative ways to target organised criminal groups operating in Perth and Kinross. They have had a great deal of success recently, disrupting their criminal activities and seizing motor vehicles, cash and other property under the Proceeds of Crime Act 2002.

In January, a significant organised criminal appeared from custody having been reported for a £32,000 Fraud.

The key performance indicator for Serious and Organised Crime include detections for drugs supply. There have been a number of good recoveries, notably at the end of December 2014 two drug search warrants were executed in the Perth and Stanley areas. A total of £92,300 of heroin was recovered and three persons remanded to HMP Perth. Whilst there has been an overall reduction of 31% there have been a higher number of substantial recoveries.

As mentioned in previous reports the number of detections for drugs supply, production and cultivation does not include New Psychoactive Substances (NPS). There has been a marked move towards the recreational use of NPS by those misusing substances. Legislation to assist officers in the apprehension of offenders remains limited however work is ongoing with our partners to educate the community, particularly those who are vulnerable or easily influenced and to target premises with Perth and Kinross selling these substances.

To target criminal organisations we often use minor offences to disrupt their activities, all key criminals in the area have been reported to the courts for a wide variety offences. We will continue to explore all avenues to disrupt the activities of Serious and Organised Crime Groups in Perth and Kinross.

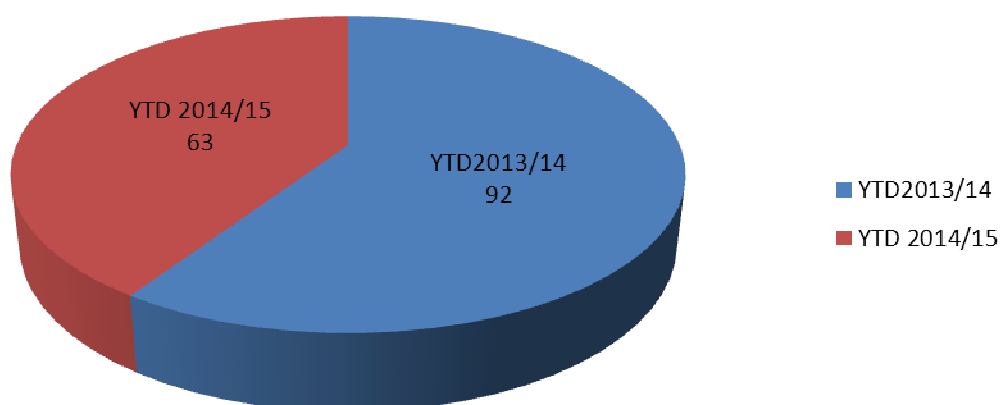
The CIU has also been involved in targeting criminals involved in volume crime such as shoplifting and Housebreaking to fund their drug habits, which links back into the drug dealing activities of the same organised crime groups. A male was arrested by the CIU for a number of break-ins and sneak in thefts in the Letham and Burghmuir areas of Perth. He remains in custody awaiting trial and has been offered assistance from support services for his drug addiction to try and reduce his offending.



Serious and Organised Crime

| | | 5 year average | Apr-Dec 2013/14 | Apr-Dec 2014/15 | % Change from last year |
|----|---|----------------|-----------------|-----------------|-------------------------|
| 22 | Number of detections for drugs supply, production, cultivation. | 93.4 | 92 | 63 | -31.5% |

Number of Detections for Drugs Supply, Production and Cultivation



Public Protection and Safety

Keeping People Safe is Police Scotland's key priority.

Perth and Kinross Local Policing Area continues to see a total reduction in the number of violent crimes (Group 1) in comparison to the same period last year and the five year average. Evidenced figures include:

- A 30.5% reduction in the total number of reported Group 1 crimes
- A reduction in the number of Attempted murders by 20%.
- Serious assaults reduced by 26.5% and an improved detection rate of 96%.
- 146 fewer common assaults reported, a 14% reduction in comparison to last year.

It is acknowledged that the number of robberies has increased, with 12 more robberies during this period compared to the same period last year, though this is still below the 5 year average. The detection rate remains at 100%. We continue to focus attention on serious violent crime, including robbery, and use all avenues available to target the perpetrators, including working with our partners to disrupt, deter and detect.



A new group has been formed to support victims of Commercial Sexual Exploitation (CSE) in Perth and Kinross. It includes the Rape and Sexual Abuse Centre (RASAC), Police Scotland, NHS, SWD, the Drug and Alcohol Team, Housing and Homeless departments and Minority Ethnic Access Development Project (MEAD).

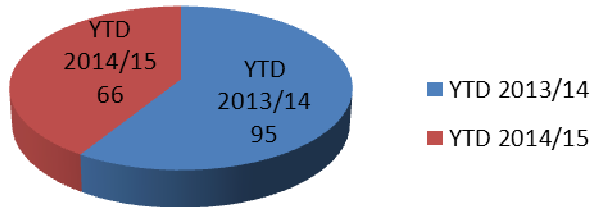
The group will initially focus on women / young people involved in prostitution. However, CSE is a broad term and includes many activities.

This group is at an early stage of development with the first meeting being held on 16th February 2015.

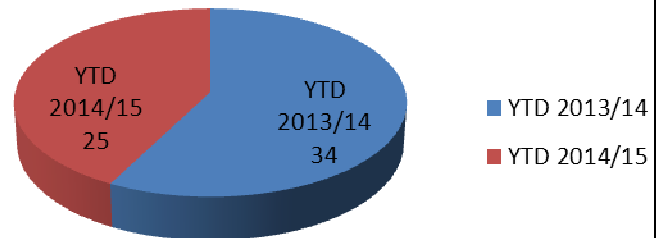
Barnardos, Police Scotland and Women's Aid are trialling a daily joint assessment process for high risk domestic victims. It is anticipated that this will improve the services to victims at the early stages of this critical process.

| Public Protection and Safety | | | | | |
|------------------------------|--|----------------|-----------------|-----------------|-------------------------|
| | | 5 year average | Apr-Dec 2013/14 | Apr-Dec 2014/15 | % change from last year |
| 1 | Total Number Group 1: Crimes of Violence | 113.2 | 95 | 66 | -30.5% |
| 2 | Murder | 1.2 | 1 | 0 | -100% |
| 3 | Attempted Murder | 12 | 5 | 4 | -20% |
| 4 | Culpable Homicide (common law) | 0 | 0 | 0 | - |
| 5 | Culpable Homicide (other) | 0 | 0 | 0 | - |
| 6 | Serious Assault detection rate | 92.9% | 94.1% | 96% | 1.9% |
| 7 | Serious Assault | 41.2 | 34 | 25 | -26.5% |
| 8 | Robbery detection rate | 87.4% | 100% | 100% | - |
| 9 | Robbery | 24.2 | 7 | 19 | 171.4% |
| 10 | Petty (Common) Assault detection rate | 81.9% | 88.8% | 86.5% | -2.3% |
| 11 | Petty (common) Assault | 944.4 | 1044 | 898 | -14% |
| 12 | Stop and searches conducted | - | 5356 | 4297 | -19.8% |
| 13 | Number of positive stop and searches conducted | - | 25.2% | 26.8% | 1.6% |
| 15 | Number of Domestic Abuse incidents reported to the Police | - | 831 | 1164 | 40.1% |
| 16 | Total crimes and offences in Domestic Abuse incidents | - | 703 | 755 | 7.4% |
| 17 | Percentage of Domestic incidents that result in a crime being recorded | - | 51.7% | 55.3% | 3.6% |
| 18 | Total crimes and offences in Domestic Abuse incidents detection rate | - | 91.7% | 88.2% | -3.5% |
| 19 | Total detections for Domestic Bail offences | - | 98 | 78 | -20.4% |
| 20 | 95% of initial Domestic Abuse Bail Checks are conducted within 24hrs | - | - | 100% | - |
| 21 | Hate crime and offences detection rate | - | 87.8% | 100% | 12.2% |
| 30 | Number of Group 2: Crimes of Indecency | 101 | 168 | 182 | 8.3% |
| 31 | Group 2 crimes detection rate | 69.4% | 80.4% | 81.3% | 0.9% |
| 32 | Rape detection rate | 71.9% | 75% | 66% | -9.0% |

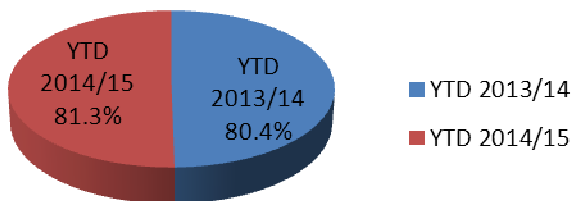
Total No of Group 1 Crimes - Crimes of Violence



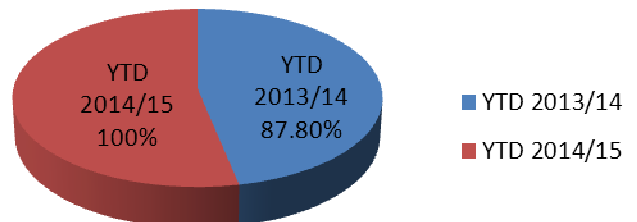
Serious Assault - Total Reported



Group 2 - Crimes of Indecency - Detection Rates



Hate Crime and Offences - Detection Rates



Road Safety

The strategic priority for road safety is keeping people safe on the roads of Perth and Kinross.

It is acknowledged that there has been a 33.3% increase in the number of people fatally injured on the roads of Perth and Kinross, compared to the same period last year. However the overall casualties have significantly reduced. Road Casualty Statistics for the reporting period have shown reductions in comparison to the same period last year, with 8 less people being seriously injured and 42 less people being slightly injured.

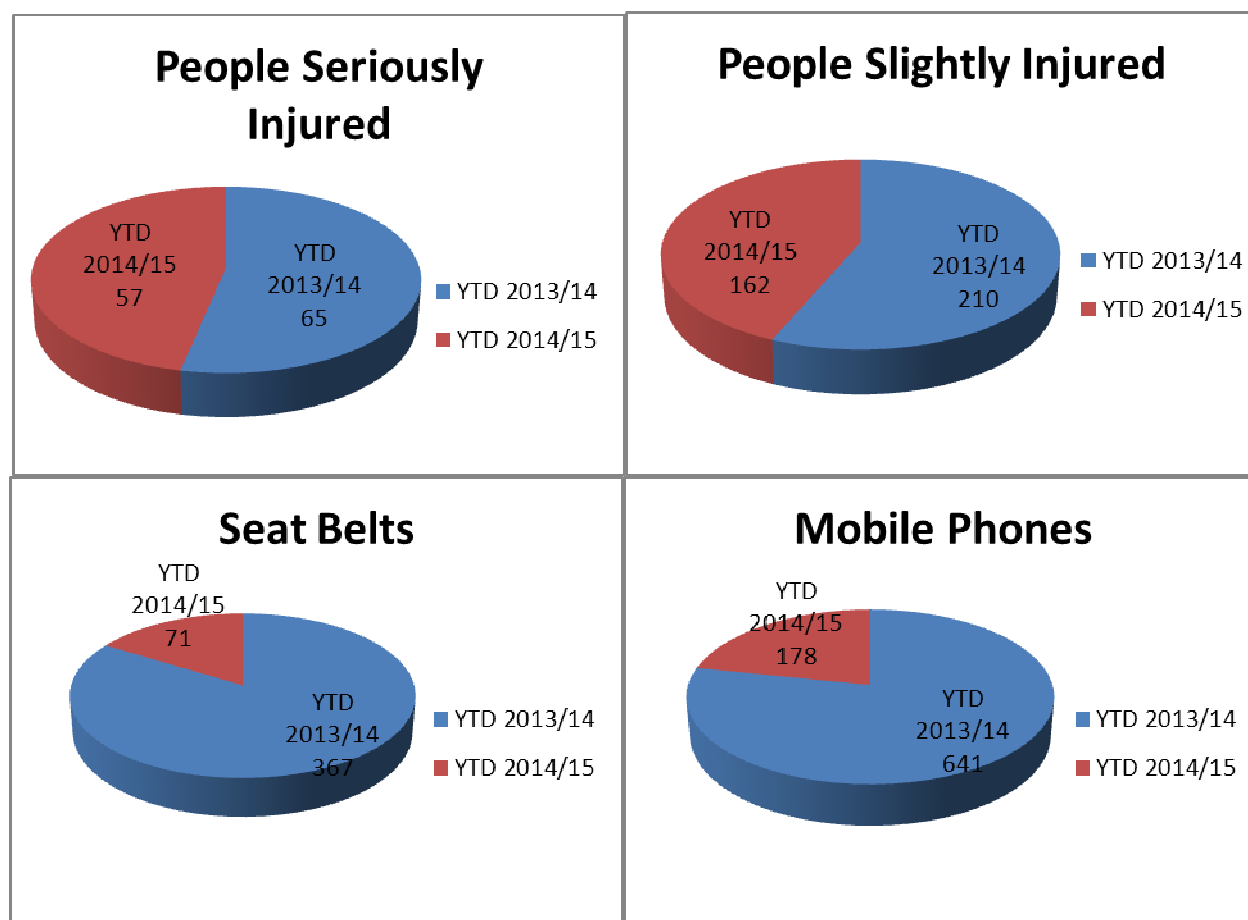


The festive drink driving campaign coincided with the Scottish Government's reduction in the drink drive limit last year, greatly increasing the profile of the issues around drink driving. Early indications are that the extra publicity around this reduction has brought the subject back to the forefront of the public attention and allowed people to make positive decisions around their drinking behaviours and any subsequent driving.

The figures released by Transport Scotland in relation to Average Speed Cameras on the A9 show a significant reduction in the number of motorists detected for speeding and the number of reported incidents. As expected, some journey times have shown a slight increase. However lorry operators have reported benefits from the increase in the speed limit for LGVs, which appears at this stage to be contributing to an overall increase in the safety of the road.

Partnership working, proactive road policing and delivering safety education to motorists and road users has had a positive effect on influencing driver behaviour.

| Road Traffic Statistics | | | | | |
|-------------------------|--------------------------------------|----------------|-----------------|-----------------|-------------------------|
| | | 5 year average | Apr-Dec 2013/14 | Apr-Dec 2014/15 | % Change from last year |
| N/A | People Killed | - | 9 | 12 | 33.3% |
| N/A | People Seriously Injured | - | 65 | 57 | -12.3% |
| N/A | People Slightly Injured | - | 210 | 162 | -22.9% |
| N/A | Children (aged<16) Killed | - | 0 | 0 | - |
| N/A | Children (aged<16) Seriously Injured | - | 5 | 4 | -20% |
| 33 | Dangerous driving | 44.2 | 52 | 37 | -28.8% |
| 34 | Speeding | 1402.8 | 2721 | 1083 | -60.2% |
| 35 | Disqualified driving | 23 | 21 | 14 | -33.3% |
| 36 | Driving Licence | 130.4 | 173 | 103 | -40.5% |
| 37 | Insurance | 301.8 | 375 | 202 | -46.1% |
| 38 | Seat Belts | 128.6 | 367 | 71 | -80.7% |
| 39 | Mobile Phone | 214.4 | 641 | 178 | -72.2% |



Antisocial Behaviour

Antisocial behaviour has a corrosive impact on the fabric of a community as well as a detrimental effect on the quality of life of the individual and of the wider community and it remains at the forefront of partnership working to tackle antisocial behaviour and maximise the cohesion of response.

Antisocial behaviour is a wide-ranging term that can cover a multiplicity of acts or courses of conduct. The type of behaviour could include noise nuisance, vandalism, disorderly groups or premises, fly tipping and intimidation and abuse.

The number of complaints regarding disorder and anti-social behaviour is continuing to show a significant downwards trend in Perth and Kinross, with 375 fewer reports received compared to the same period last year. This is undoubtedly supported by the work of the Community Planning Partnership. As part of that work, Police Scotland have been targeting priority locations with local wardens where such behaviour regularly occurs and working with partners to address irresponsible alcohol consumption. A 76.7% reduction in the number of detections for consuming alcohol in a designated area can be directly attributed to this on-going good work.

Centresafe remains the main approach taken to maximise the police presence in town centres during local night time economies to help prevent violence and disorder. Officers will continue to be directed to problematic locations to provide reassurance and intervention and will work in partnership with the Safer Communities Team and Community Wardens to provide a highly visible presence in our communities. This work is supported by the Campaign against Violence (CAV), which utilises office based officers to supplement operational officers at key times.

In support of more joined up working with partners, a community 'Hub' has been created in St Martins House, whereby police officers are now permanently co located with Safer Communities staff and CJ Social Work.

A daily teleconference meeting is held in the Hub involving a wide range of partner agencies and local authority departments to assess and manage issues of immediate risk and vulnerability across Perth and Kinross. The main purpose of the meeting is to identify the most appropriate services to take the lead and ensure all partners are aware of any emerging risks.

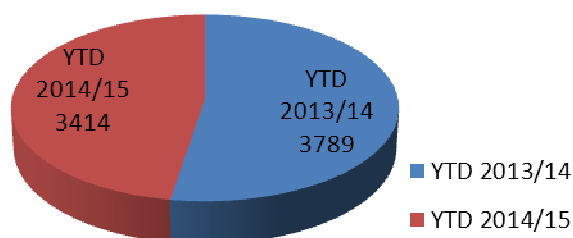
The Hub and its daily management processes are at an early stage of development, however early indications are that this work is having a positive effect and greatly increasing the level of information sharing and joint working.

During this quarter, Halloween and Bonfire night fell and it is reassuring to note that the operational plans put in place ensured that this period was enjoyed safely by everyone. The effective partnership working, visits by trading standards officers and awareness advice by Scottish Fire and Rescue Service and Community Wardens promoted the safety message.

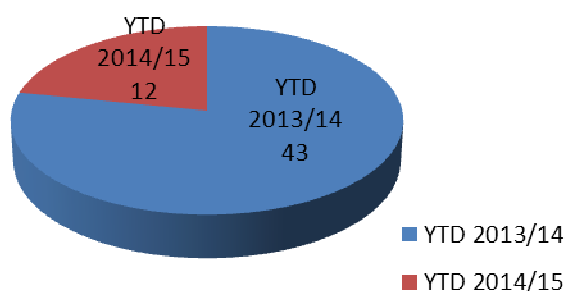
Vandalism remains consistent with a 0.2% reduction in offences, and a slight increase of 0.8% in the detection rates.

| Antisocial Behaviour | | | | | |
|----------------------|--|----------------|-----------------|-----------------|-------------------------|
| | | 5 year average | Apr-Dec 2013/14 | Apr-Dec 2014/15 | % Change from last year |
| 14 | Number of complaints regarding disorder | - | 3789 | 3414 | -9.9% |
| 27 | Vandalism & Malicious Mischief detection rate | 35.2% | 35.2% | 36% | 0.8% |
| 28 | Vandalism & Malicious Mischief | 554.6 | 574 | 573 | -0.2% |
| 29 | Number of detections for Consuming Alcohol in a designated place (where appropriate byelaws exist) | 56.2 | 60 | 14 | -76.7% |

Number of Complaints Regarding Disorder



Number of detections for Consuming Alcohol in a designated place



Major Events and Planning

T in the Park will bring fresh challenges in terms of policing. We will be working with the community to help support and deal with issues leading up to, during and after the event as well as developing new policing and traffic management plans for the new venue.

Lessons learned from T in the Park previously, as well as the Ryder Cup, have taught us that community engagement with local residents and businesses will be of paramount importance. The local community policing team are already engaging with local people and feeding information back to the planning team.

Constable Euan Mitchell (who was the community engagement officer for Ryder Cup) is part of that team and his experience from Ryder Cup will prove invaluable over the coming months. We will be working closely with event organisers, communities, local elected members, and businesses to help support and facilitate a smooth transition to the new site.

Finally, with the imminent General Election in May, work is ongoing in the Divisional Coordination Unit in Dundee to plan and prepare for the election in Perth and Kinross to ensure the safety of voters and the integrity of the vote.

Theft, Housebreaking and Scams

Theft by Housebreaking is investigated by the Criminal Investigation Department (CID) under Operation RAC, led by Detective Inspector Patrick. In recent months there have been incidents whereby criminals from elsewhere in Scotland and the UK have travelled to Perthshire in order to commit crime. We have seen an increase in vehicle and agricultural thefts from farms in North Perthshire and utilised Rural Watch to pass information and crime prevention advice to the Public. Several arrests have been made and a substantial amount of stolen property has been recovered throughout the UK.

Preying on the elderly is one of the worst types of criminality. Elderly residents within Perth city have been the victims of two specific scams over recent months, committed by organised crime groups. The first scam involves persons contacting a victim by phone claiming to be from their bank and requesting their bank details, which when provided, allows the perpetrator to withdraw considerable funds before the crime is identified.

The second scam involves bogus workmen attending at addresses persuading victims to give them access to their house under the pretext of checking for damage. They then produce fake evidence of damage or rot and claim that the property is requiring substantial repairs. The persons responsible then convey the victims to a bank in order for them to withdraw the funds to carry out the claimed repairs.

In such cases, we ensure the victim has support from family and neighbours and there are currently ongoing operations with positive lines of enquiry to identify those responsible.

There has been an increase nationally in online extortion known as "Sextortion", where perpetrators use indecent images to blackmail victims. Members of the public are contacted and persuaded to expose themselves online to what they think is a genuine person of the same age. However in reality, the person is part of an international crime group, who then threaten to publish the images if the victim does not give them money.

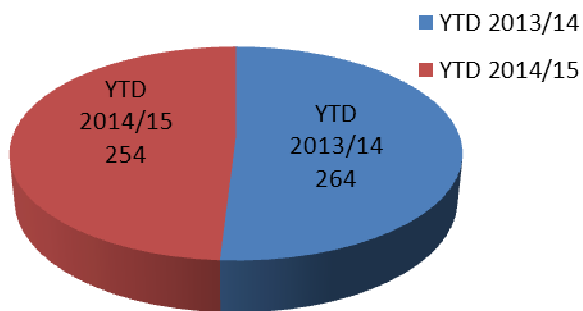
Perth and Kinross has not been immune to this type of crime and currently there are a number of ongoing investigations, supported by the Communications Investigations Unit and the International Assistance Unit at Gartcosh.

Theft by shoplifting has increased by 31% compared to the same period last year. However the detection rate remains high at almost 81% and the total number of reported incidents continues to remain below the five year average.

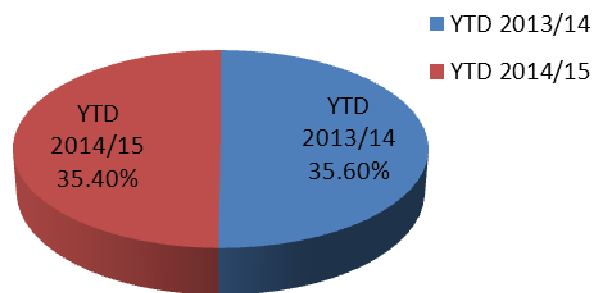
Officers will continue to work closely with our partners across the Perth and Kinross business sector to tackle retail crime. Loss prevention advice continues to be given to premises at risk.

| Housebreaking and Theft by Shoplifting | | | | | |
|--|--|----------------|-----------------|-----------------|-------------------------|
| | | 5 year average | Apr-Dec 2013/14 | Apr-Dec 2014/15 | % Change from last year |
| 23 | Theft by housebreaking (including attempts) detection rate | 34.8% | 35.6% | 35.4% | -0.2% |
| 24 | Theft by housebreaking (including attempts) | 275.4 | 264 | 254 | -3.8% |
| 25 | Theft by shoplifting detection rate | 86.9% | 87.7% | 80.7% | -7% |
| 26 | Theft by shoplifting | 413.2 | 300 | 393 | 31% |

**Theft by Housebreaking
- Total Reported**



**Theft by Housebreaking
- Detection rates**



Community Engagement

Development of our community engagement plan is nearing completion and will be disseminated in the near future for comment. This plan will look to document how we engage and communicate with our local community councils, elected members and communities in general. We are keen to increase our engagement in a timely and meaningful way and towards this the Local Policing Area Commander has already been producing a bulletin detailing incidents of note and community safety policing information on a weekly basis.

The new deployment model for local policing (Operation Mithril) in Perth and Kinross is aimed at strengthening local policing; increasing consistency in service, while providing service improvement and savings. We now have increased the number of Community Sergeants across Perth and Kinross, who supervise community policing teams. These supervisors work shifts, leading their officers at the time problems are occurring, supported by three Community Co-ordinators based from Perth Police Station.

The Co-ordinators will also take on the primary role in partner agency liaison if the local Community Sergeants are not on duty or available. These Community Co-ordinators will be making contact with their respective Councillors and Community Councils over the next few weeks to introduce themselves. All three have already been Community Sergeants in Perth and Kinross and will no doubt already be known to most Councillors.

Contact information for all Community Sergeants will be contained within newly drafted community profiles, which have been prepared for each Ward area. These Profiles contain a brief demographic profile of the Ward, a list of the policing priorities and the names of all Constables working there. It is the intention to circulate officer contact information on a monthly basis, to ensure Councillors are kept aware of any staffing changes.

To inform the process of reviewing Multi Member Ward Plans for 2015, we are in the process of consulting with all our partners and key community members on what the main community concerns and priorities are and gathering ideas on how we could better engage on progress and outcomes. Your feedback on this is valued and appreciated.

The Local Area Commander continues to meet with Chairs and Secretaries of Community Councils, along with Councillors to create opportunities to receive feedback as well as local scrutiny. Recent meetings have taken place in Ballinluig on 15th December 2014 and Braco on 28th January 2015. This is supported by monthly meetings by the Divisional Commander, who attends at the Atrium to make himself available to Councillors to raise or discuss issues.

The majority of Community Councils receive a police report in advance of their meetings. A different approach had been taken in South Perthshire and Kinrossshire, based on local officers providing a written report to the meetings. A review has been instigated to examine the best way for community councils to keep abreast of incidents in their local areas and this will be rolled out across Perth and Kinross.

In addition, it is the intention to have officers attend the majority of local meetings, although this may not be possible on every occasion due to operational demands locally. In the event of a significant local issue or event, a Community Sergeant will attend, to provide information and reassurance.

The development of the Rural Watch web site in Highland Perthshire has been warmly welcomed by communities as well as local councillors, and will continue to play a vital part in enabling us to raise awareness of rural crime and how to prevent it. There are already 150 local people registered on the website, with a further 100 registered through Neighbourhood Watch to receive automated notices.

Rural Watch maximises opportunities for Police Scotland and partner agencies to communicate with communities about community safety issues in a consistent, timely and effective way. It is the intention to roll Rural Watch out to the rest of rural Perthshire. However, it is important to ensure it is complimented by local phone networks, such as the existing Glen Watch process in Glenshee. This ensures that those who have difficulty with or do not have access to the internet can still get information.

The Rural Watch project group met on 29th January 2015 to discuss the roll out and this work is ongoing and we will be consulting with elected members as part of this work.

PROTECT

| | Almond and Earn | | | Blairgowrie and Glens | | | Carse of Gowrie | | | Highland | | |
|--------------------------|-----------------|-----|-------|-----------------------|-----|--------|------------------|-----|-------|------------------|-----|--------|
| | Rec | Det | % | Rec | Det | % | Rec | Det | % | Rec | Det | % |
| Groups 1-5 | 103 | 36 | 35% | 136 | 79 | 58.1% | 113 | 40 | 35.4% | 182 | 95 | 52.2% |
| Groups 1-4 | 90 | 25 | 27.8% | 119 | 63 | 52.9% | 93 | 22 | 23.7% | 150 | 63 | 42% |
| All Group 1 | 1 | 1 | 100% | 1 | 1 | 100% | 3 | 3 | 100% | 2 | 2 | 100% |
| Murder/Attempt Murder | 0 | - | - | 0 | - | - | 0 | - | - | 0 | - | - |
| Serious Assault | 1 | 1 | 100% | 1 | 1 | 100% | 0 | - | - | 2 | 2 | 100% |
| Robbery | 0 | - | - | 0 | - | - | 0 | - | - | 0 | - | - |
| Common Assault | 27 | 21 | 77.8% | 50 | 42 | 84% | 24 | 22 | 91.7% | 51 | 45 | 88.2% |
| Knives/Offensive Weapons | 0 | - | - | 1 | 1 | 100 | 0 | - | - | 2 | 2 | 100% |
| Drugs Supply/Production | 1 | 1 | 100% | 0 | - | - | 2 | 2 | 100% | 2 | 2 | 100% |
| All Group 2 | 5 | 5 | 100% | 3 | 5 | 166.7% | 2 | 1 | 50% | 19 | 17 | 89.5% |
| Housebreaking | 11 | 2 | 18.2% | 13 | 7 | 53.8% | 6 | 2 | 33.3% | 23 | 8 | 34.8% |
| Shoplifting | 4 | 4 | 100% | 13 | 10 | 76.9% | 3 | 2 | 66.7% | 5 | 4 | 80% |
| | Kinross-shire | | | Perth City Centre | | | Perth City North | | | Perth City South | | |
| | Rec | Det | % | Rec | Det | % | Rec | Det | % | Rec | Det | % |
| Groups 1-5 | 662 | 399 | 60.3% | 1101 | 703 | 63.9% | 636 | 377 | 59.3% | 183 | 95 | 51.9% |
| Groups 1-4 | 337 | 81 | 24% | 822 | 463 | 56.3% | 470 | 225 | 47.9% | 154 | 67 | 43.5% |
| All Group 1 | 2 | 1 | 50% | 21 | 20 | 95.2% | 15 | 14 | 93.3% | 4 | 6 | 150% |
| Murder/Attempt Murder | 0 | - | - | 1 | 1 | 100 | 2 | 2 | 100% | 0 | - | - |
| Serious Assault | 0 | - | - | 10 | 9 | 90% | 4 | 4 | 100% | 1 | 1 | 100% |
| Robbery | 1 | - | - | 8 | 8 | 100% | 1 | 1 | 100% | 3 | 4 | 133.3% |
| Common Assault | 54 | 40 | 74.1% | 298 | 256 | 85.9% | 170 | 159 | 93.5% | 44 | 37 | 84.1% |
| Knives/Offensive Weapons | 2 | 2 | 100% | 7 | 7 | 100% | 5 | 5 | 100% | 1 | 1 | 100% |
| Drugs Supply/Production | 13 | 12 | 92.3% | 35 | 29 | 82.9% | 10 | 9 | 100% | 1 | 1 | 100% |
| All Group 2 | 14 | 12 | 85.7% | 53 | 41 | 77.4% | 46 | 43 | 93.5% | 8 | 5 | 62.5% |
| Housebreaking | 20 | 4 | 20% | 49 | 25 | 51% | 47 | 15 | 31.9% | 15 | 13 | 86.7% |
| Shoplifting | 11 | 11 | 100% | 235 | 198 | 84.3% | 79 | 58 | 73.4% | 18 | 15 | 83.3% |
| | Strathallan | | | Strathearn | | | Strathmore | | | Strathtay | | |
| | Rec | Det | % | Rec | Det | % | Rec | Det | % | Rec | Det | % |
| Groups 1-5 | 133 | 62 | 46.6% | 183 | 69 | 37.7% | 165 | 90 | 54.5% | 84 | 23 | 27.4% |
| Groups 1-4 | 108 | 39 | 36.1% | 155 | 43 | 27.7% | 130 | 57 | 43.8% | 73 | 14 | 19.2% |
| All Group 1 | 2 | 1 | 50% | 11 | 9 | 81.8% | 2 | 2 | 100% | 0 | - | - |
| Murder/Attempt Murder | 0 | - | - | 1 | 1 | 100% | 0 | - | - | 0 | - | - |
| Serious Assault | 1 | 1 | 100% | 3 | 3 | 100% | 2 | 2 | 100% | 0 | - | - |
| Robbery | 0 | - | - | 5 | 5 | 100% | 0 | - | - | 0 | - | - |
| Common Assault | 32 | 29 | 90.6% | 52 | 40 | 76.9% | 61 | 55 | 90.2% | 18 | 17 | 94.4% |
| Knives/Offensive Weapons | 1 | 1 | 100% | 2 | 2 | 100% | 1 | 1 | 100% | 0 | - | - |
| Drugs Supply/Production | 2 | 1 | 50% | 2 | 2 | 100% | 2 | 1 | 50% | 1 | 1 | 100% |
| All Group 2 | 4 | 3 | 75% | 6 | 1 | 16.7% | 17 | 13 | 76.5% | 2 | 1 | 50% |
| Housebreaking | 5 | 2 | 28.6% | 19 | 1 | 5.3% | 16 | 5 | 31.3% | 15 | 2 | 13.3% |
| Shoplifting | 7 | 7 | 100% | 7 | 3 | 42.9% | 10 | 4 | 40% | 1 | 1 | 100% |

Contact Details

Divisional Commander - Chief Superintendent Eddie Smith
D Division HQ
West Bell Street, Dundee

Area Commander - Chief Inspector Mike Whitford
Perth & Kinross Local Policing Area (LPA) HQ
Barrack Street, Perth

