



**POLICE
SCOTLAND**

Keeping people safe

POILEAS ALBA



Perth and Kinross Council
Housing and Social Wellbeing Committee



Quarter 4 ending 31st March 2023
Chief Superintendent Davison

OFFICIAL



Contents

	Pages
Introduction and Overview of Local Policing Priorities	3
Plan on a Page – Perth & Kinross Local Policing Plan 2020-2023	4
Summary Report Perth & Kinross LPA	5
Violence, Disorder and Antisocial Behaviour	6-13
Acquisitive Crime	14-20
Road Safety and Road Crime	21-27
Public Protection	28-33
Serious Organised Crime	34-36
Counter Terrorism and Domestic Extremism	37
Wildlife Crime	38-39
Complaints about the Police	40
Appendix	41

Introduction and Overview of Local Policing Priorities

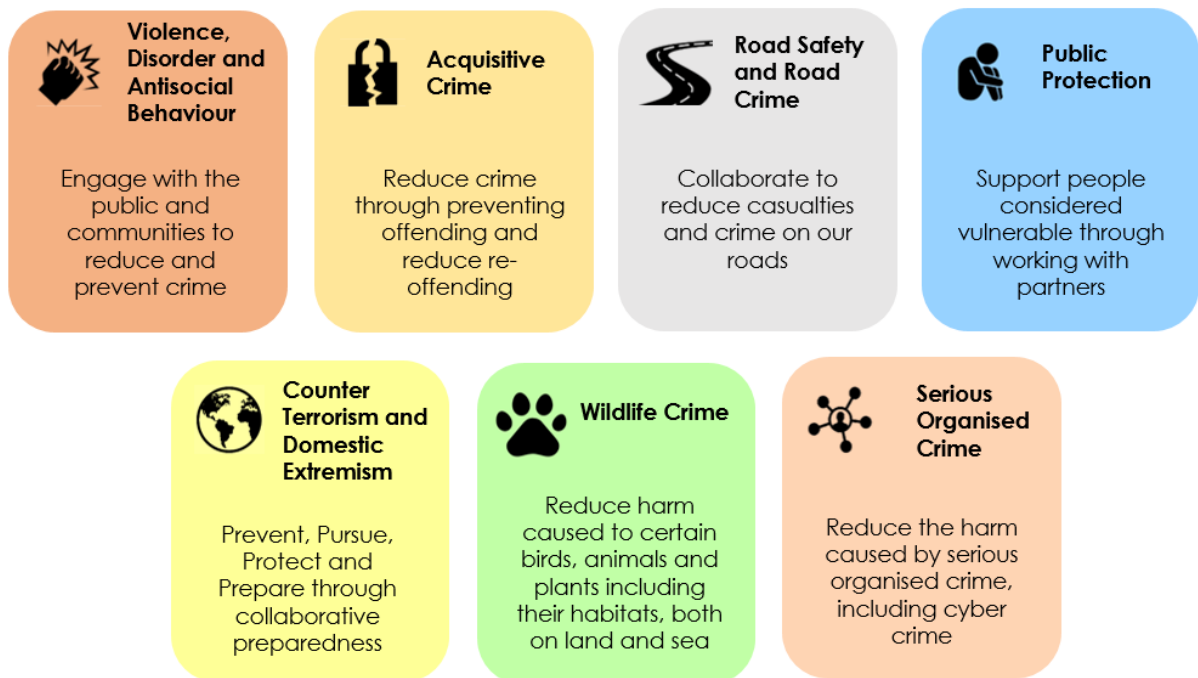
As from April 2013, the Police and Fire Reform (Scotland) Act 2012 has required Divisional Commanders to produce and publish a Local Policing Plan (LPP) for each local authority area. The LPP clearly sets out the policing objectives for Perth & Kinross Council and will report to the Housing and Communities Committee.

Performance in relation to the identified policing objectives and outcomes is monitored and reviewed at the monthly Tasking and Delivery Meeting. Quarterly reports are produced to allow scrutiny by Perth and Kinross Council Housing and Communities Committee. This report covers the period from 1 October 2022 to 31 March 2023, however will focus on Year to Date (YTD) data from 1 April 2021 to 31 March 2022 and 1 April 2022 to 31 March 2023.

Data provided in this report is for information purposes to allow Committee Members to conduct their responsibilities under the Police and Fire Reform (Scotland) Act 2012.

This report will make reference to specific crimes mentioned in the local policing plan, which we refer to as our control strategy.

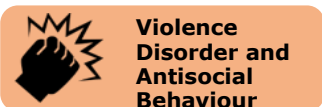
The information contained within this document compliments Force Priorities and supports reporting through Community Planning Partnership structures.



Plan on a Page – Perth & Kinross Local Policing Plan 2020-2023

Our vision		Policing for a safe, protected and resilient Perth & Kinross
Our purpose		Improve the safety and wellbeing of people, places and communities in Perth & Kinross
Our Values		Fairness Integrity Respect Human Rights

Local Priorities



Engage with the public and communities to reduce and prevent crime



Threats to public safety and wellbeing are resolved by a proactive and responsive police service



Reduce crime through preventing offending and reducing re-offending



The needs of local communities are addressed through effective service delivery



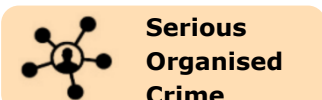
Collaborate to reduce casualties and crime on our roads



The public, communities and partners are engaged, involved and have confidence in policing



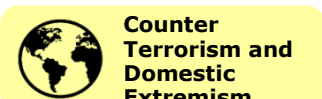
Support people considered vulnerable through working with partners



Reduce the harm caused by serious organised crime including cyber related crime



Our people are supported through a positive working environment, enabling them to serve the public



Prevent, Pursue, Protect and Prepare through collaborative preparedness



Police Scotland is sustainable, adaptable and prepared for future challenges



Reduce harm caused to certain birds, animals and plants including their habitats, both on land and at sea




















**POLICE
SCOTLAND**

Keeping people safe

Summary Report Perth & Kinross LPA

The table below provides a summary of this year to date Vs last year to date figures for this quarter in relation to crimes reported and crimes detected. This is an indication of the current position and further detail and indicators are provided in the full scrutiny report.

 Violence, Disorder and Antisocial Behaviour			 Violence, Disorder and Antisocial Behaviour			 Violence, Disorder and Antisocial Behaviour		
Serious Assault			Robbery Inc Intent			Common Assault - Total		
	Crimes	Detect %		Crimes	Detect %		Crimes	Detect %
21/22	74	90.5%	21/22	41	85.4%	21/22	1169	69.0%
22/23	74	87.8%	22/23	40	75.0%	22/23	1251	%71.8
% +/-	-	-2.7%	% +/-	-2.4%	-10.4%	% +/-	+7.0%	+2.7%
 Violence, Disorder and Antisocial Behaviour			 Acquisitive Crime			 Acquisitive Crime		
Emergency Services Assault			Housebreakings -Dwellings			Motor Vehicle Crime		
	Crimes	Detect %		Crimes	Detect %		Crimes	Detect %
21/22	121	98.3%	21/22	97	32.0%	21/22	213	37.1%
22/23	121	%95.9	22/23	105	21.0%	22/23	204	36.3%
% +/-	-	-2.5%	% +/-	+8.2%	-11.0%	% +/-	-4.2%	-0.8%
 Acquisitive Crime			 Road Safety and Road Crime			 Road Safety and Road Crime		
Fraud			Speeding			Drink/ Drug Driving		
	Crimes	Detect %		Crimes	Detect %		Crimes	Detect %
21/22	345	18.3%	21/22	1973	99.9%	21/22	181	96.7%
22/23	367	13.6%	22/23	1080	100.0%	22/23	156	88.5%
% +/-	+6.4%	-4.6%	% +/-	-45.3%	+0.1%	% +/-	-13.8%	-8.2%
 Road Safety and Road Crime			 Road Safety and Road Crime			 Public Protection		
Road Deaths - All			Serious Injury - All			Rape Inc Assault with Intent		
	Crimes	Detect %		Crimes	Detect %		Crimes	Detect %
21/22	4	N/A	21/22	66	N/A	21/22	84	53.6%
22/23	8	N/A	22/23	83	N/A	22/23	60	73.3%
% +/-	+100.0%	/	% +/-	+25.8%	/	% +/-	-28.6%	+19.8%
 Public Protection			 Serious Organised Crime			 Serious Organised Crime		
Group 2 - Sexual Crimes			Drugs Supply			Drug Possession		
	Crimes	Detect %		Crimes	Detect %		Crimes	Detect %
21/22	388	47.2%	21/22	98	71.4%	21/22	319	95.3%
22/23	396	59.3%	22/23	68	88.2%	22/23	261	98.9%
% +/-	+2.1%	+12.2%	% +/-	-30.6%	+16.8%	% +/-	-18.2%	+3.6%

OFFICIAL



**Violence,
Disorder and
Antisocial
Behaviour**

Engage with the
public and
communities to
reduce and
prevent crime

This activity will link in with and support the Perth and Kinross Community Plan 2017-2027 strategic priorities:

- Giving every child the best start in life
- Creating a safe and sustainable place for future generations

This also supports the delivery of Police Scotland's strategic outcome:

- Threats to public safety and wellbeing are resolved by a proactive and responsive police service

Occurrence rates for violent crime in Perth and Kinross remain below national averages (per head of population) and across most categories are lower than Last Year to Date (LYTD) with the exception of Common Assault.

In the majority of cases the victim and offenders are known to each other prior to the commission of the offence and "stranger" attacks remain rare.

Perth City continues to see the highest level of crimes recorded with the remainder being fairly evenly split throughout the other localities. We also continue to see a fairly even split between offences committed in private dwellings and public spaces.

During the reporting period we saw a number of incidents of assault on school premises or involving school pupils out with school settings, e.g. on public transport. Some of these incidents had been recorded by other pupils and circulated on Social Media.

We responded quickly to this establishing a Short Life Working Group with partners, including Education and Children's Services, Safer Communities and Transport organisations and our investigative response to the crimes was augmented by further engagement with pupils, led by our Community Policing Team and Schools Liaison Officer. In addition Police and Education are developing additional guidance for school staff in relation to violence and anti-social behaviour which will enhance our collective capability to respond to incidents in the future.

This is a positive example of the strong partnership working that exists in Perth and Kinross and demonstrates our capability to quickly identify and respond to issues as they emerge.

We also saw a number of offences recorded at Licensed Premises, the majority of which occurred in Perth City Centre.

To address this we have reintroduced Operation CentreSafe, deploying High Visibility Uniformed foot patrols in the area of the City Centre at peak trading hours for the Night Time Economy. Officers will engage with members of the public and licensees and door stewards in an effort to prevent violence and disorder.

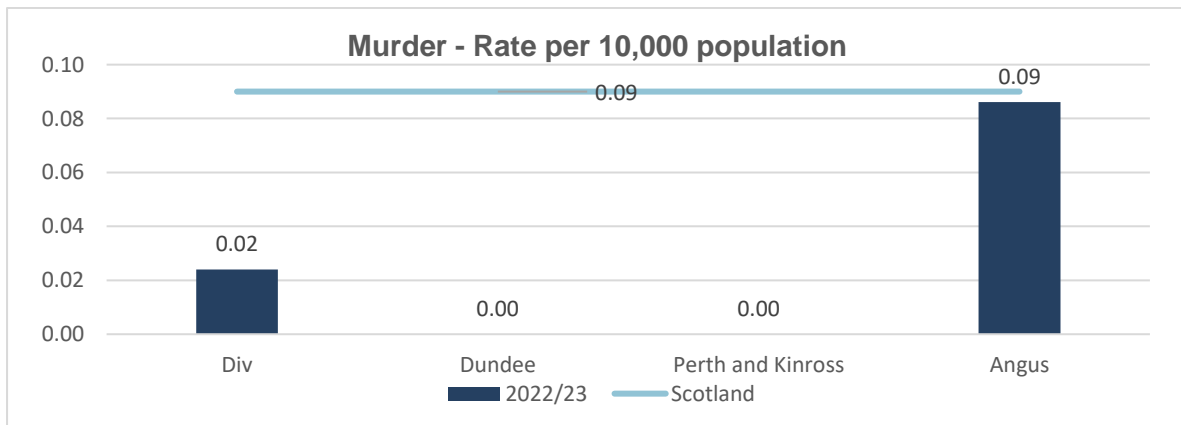
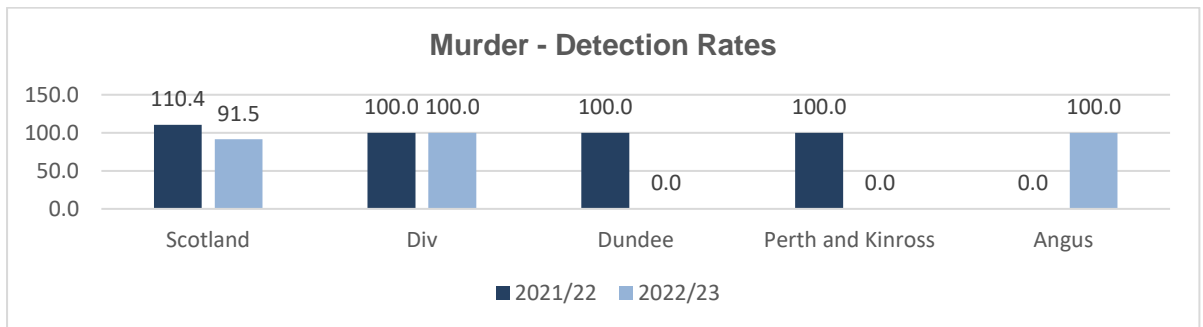
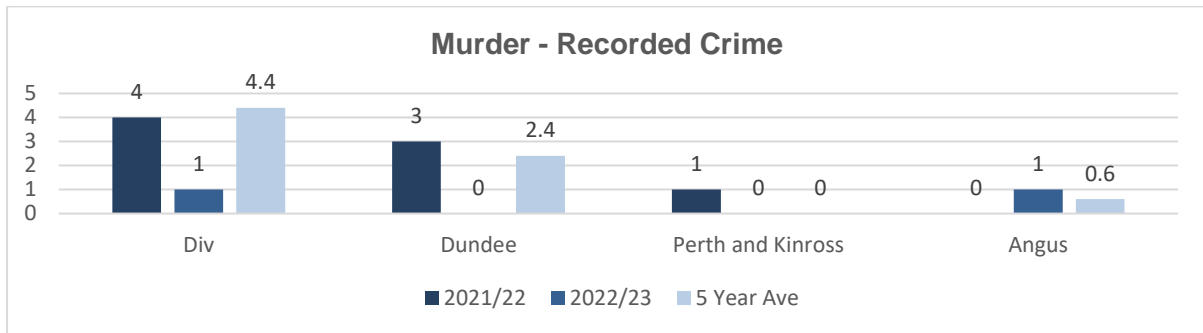
Where incidents occur which are linked to licensed premises we work closely with colleagues in our Divisional Licensing Unit to review each incident and identify opportunities to work with Licensee's to prevent further offences.

OFFICIAL

We have also conducted a review of our Community Policing model in Perth and will reintroduce named Community Police Officers for each locality, including the City Centre, which will hopefully increase our visibility and give business owners and members of the public a clear point of contact to raise any issues or concerns.

Murder

No murders were recorded during the reporting period.



Attempted Murder

A further 2 crimes of attempted murder were recorded during the reporting period bringing the final Year to Date total to 6, an increase of 4 crimes when compared with the previous year.

The first of these incidents occurred in February 2023 when two local police officers were assaulted while arresting a male for unrelated offences. The male violently

OFFICIAL

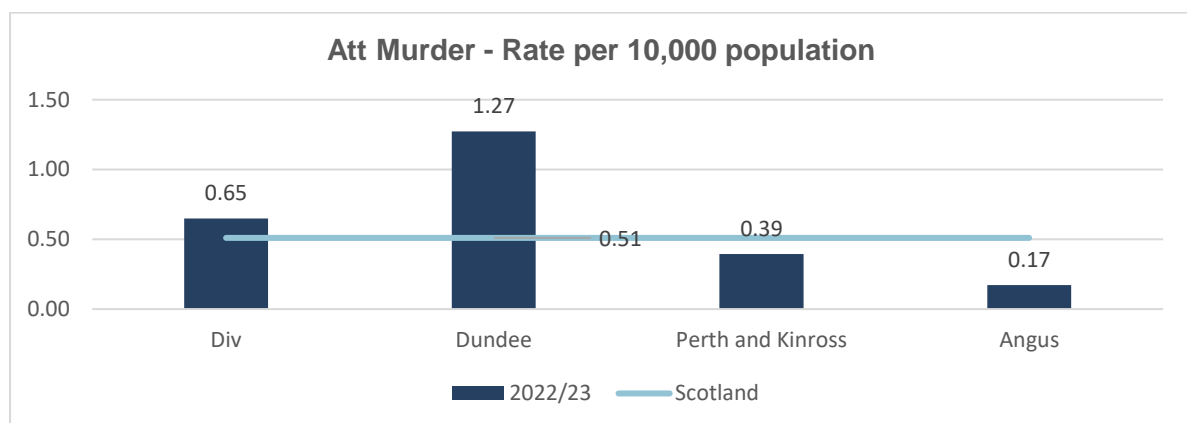
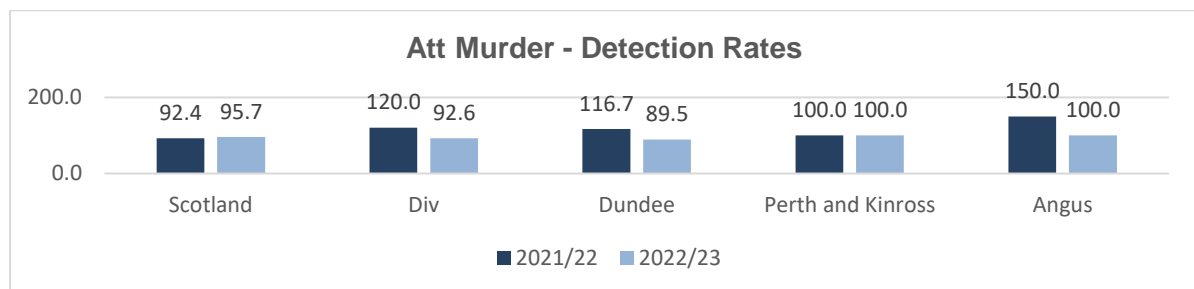
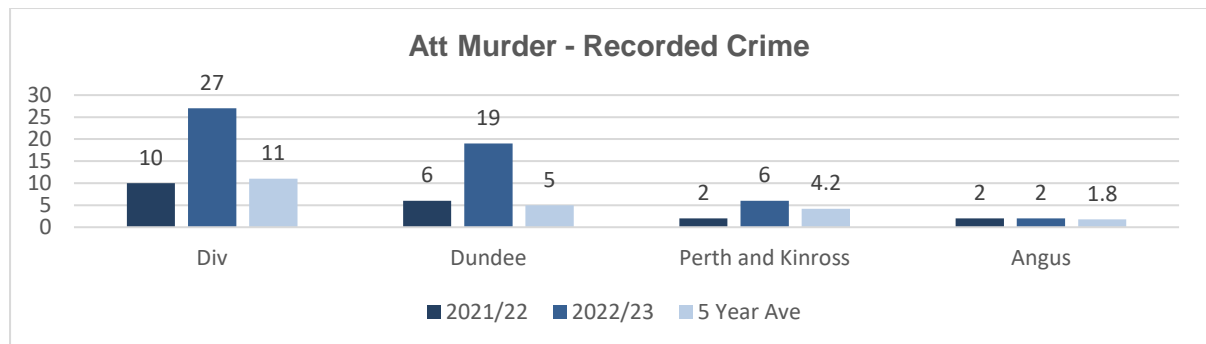
resisted arrest and during the course of the struggle attempted to push an officer over a second floor balcony, however thankfully was prevented from doing so.

A 35 year old male was arrested at the scene and is currently remanded in custody awaiting trial.

The second incident occurred in HMP Perth in March 2023 when a 40 year old inmate was assaulted by another inmate who was in possession of a bladed weapon. The victim sustained significant injuries and required hospital treatment.

The investigation into this incident was led by our local CID team and a 42 year old male remains remanded in custody awaiting trial.

Detection rates for Attempted Murder finished the year at 100% which is higher than the divisional and national average.

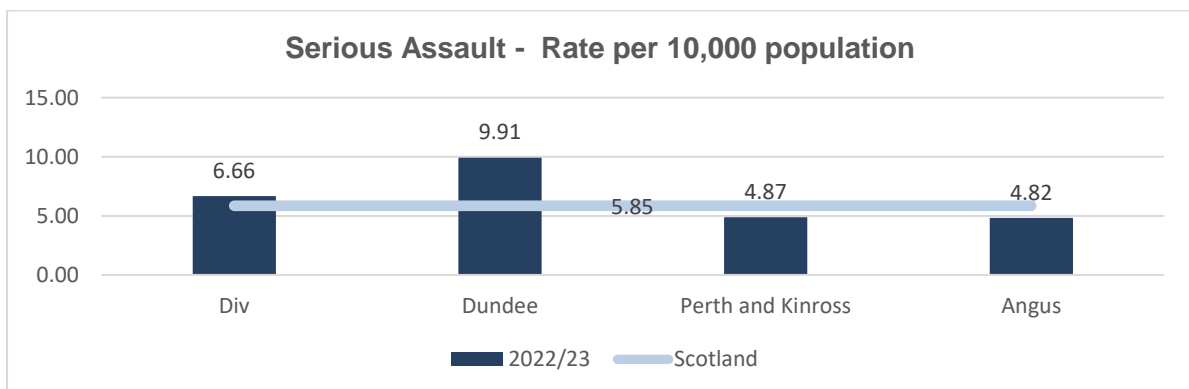
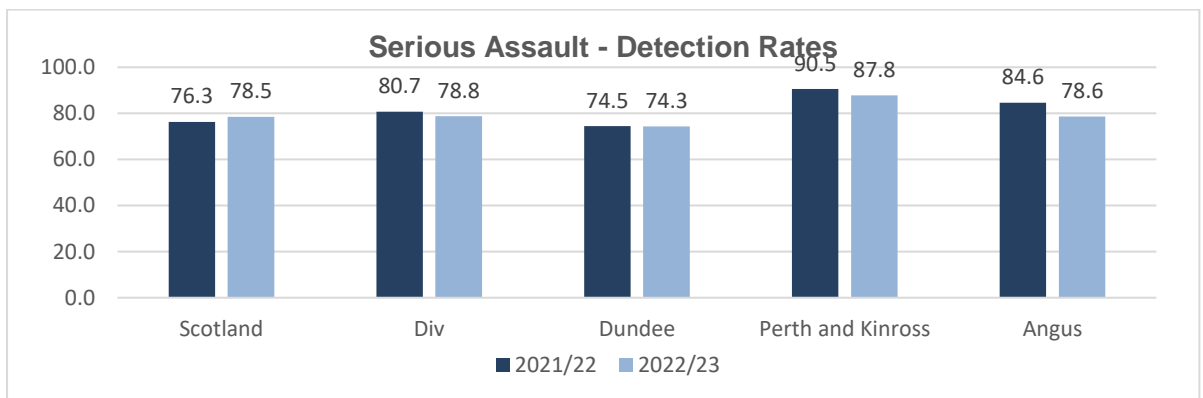
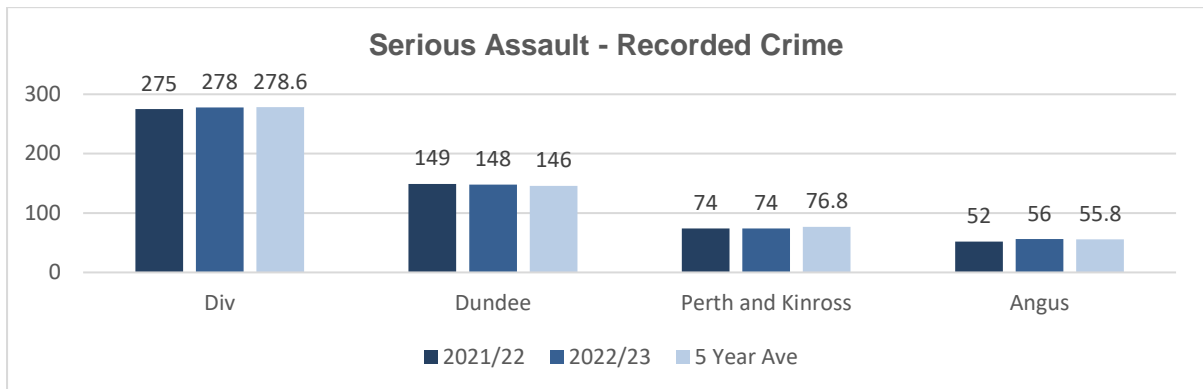


Serious Assault

Occurrence rates for Serious Assault are level with last year and remain below the 5 year average and national average.

OFFICIAL

Following a challenging start to the year our detection rates have continued to increase throughout the reporting period and at year end are broadly in line with the previous year and markedly higher than both the divisional and national averages.

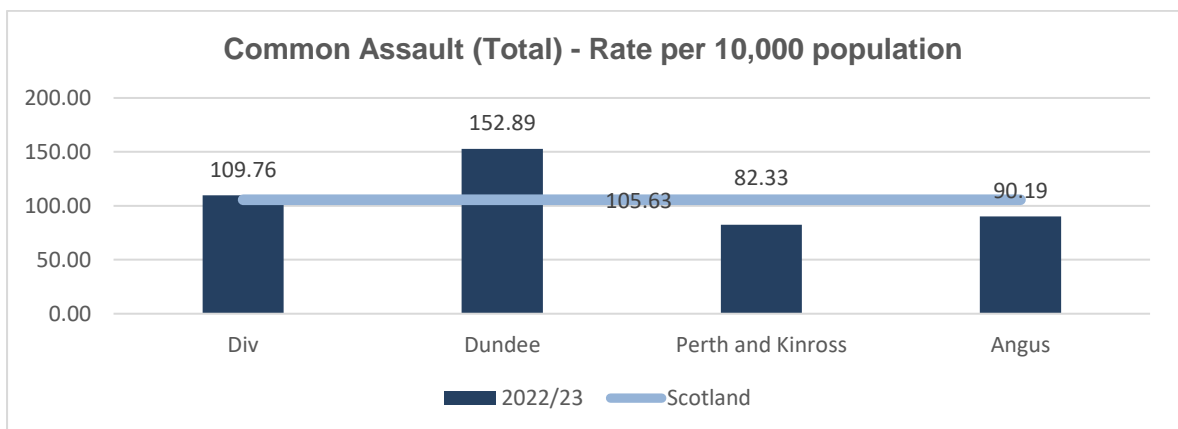
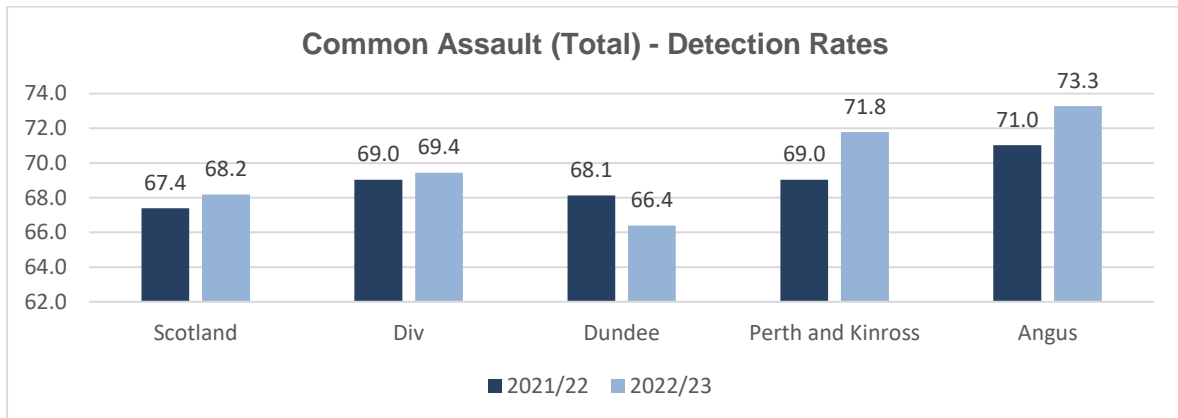
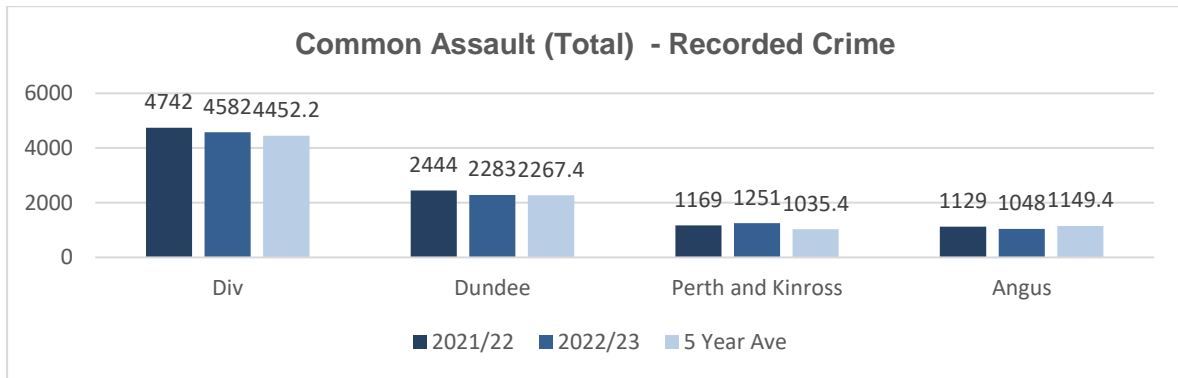


Common Assault

As outlined above, occurrence rates for Common Assault remain challenging with 82 more crimes recorded than during the previous year, albeit figures remain below the national average.

Despite this increase a continued investigative focus, assisted by our locality based CID has driven improvement in detection rates which finished the year significantly higher than LYTD and higher than divisional and national averages.

OFFICIAL



Robbery

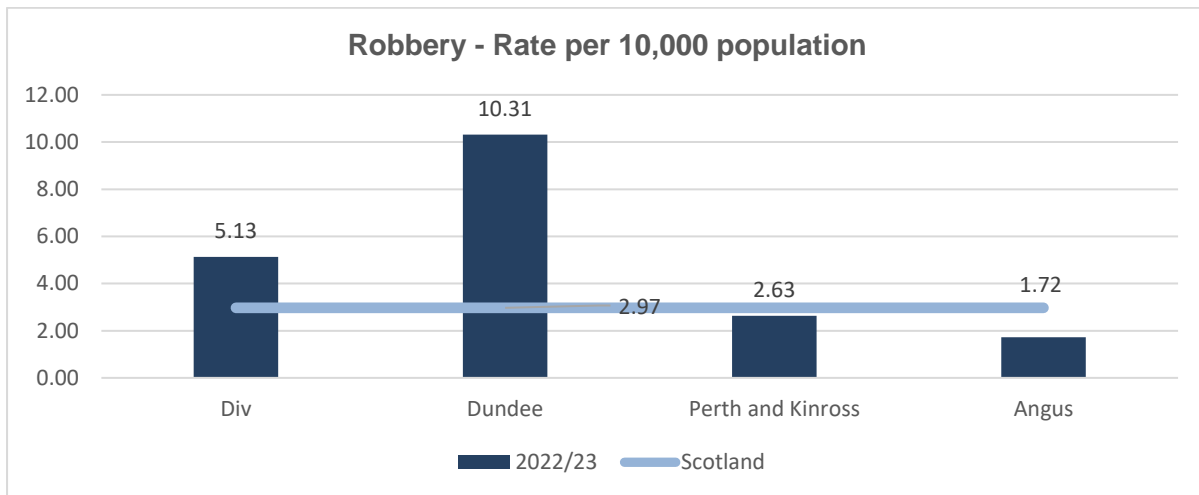
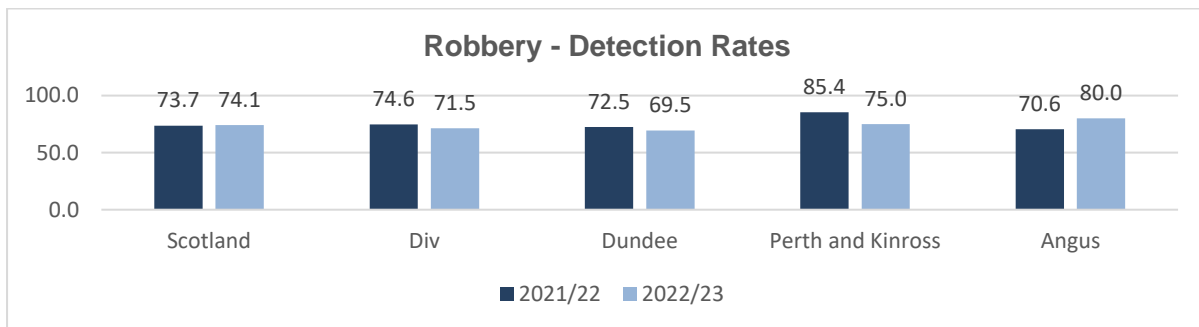
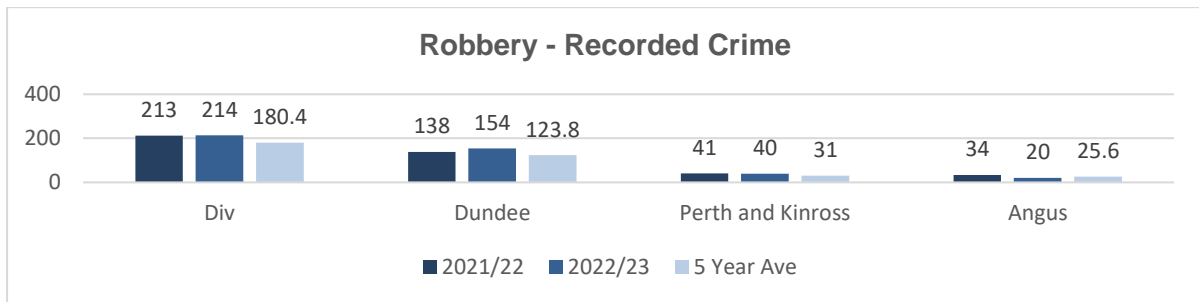
Occurrence rates for robberies proved to be a challenge at the start of the reporting year with Perth and Kinross recording significant increases during both Q1 and Q2.

Since then a focus on prevention and investigation has resulted in occurrence levels plateauing and finishing the year broadly in line with the previous year (a reduction of 1 crime) and occurrence rates in Perth and Kinross remain lower than the national average.

Robberies remain a priority crime with the majority of investigations being led by our Locality CID with oversight from a qualified Senior Investigating Officer. This has resulted in a continued upward trend in respect of detection rates which rose from 65% at the end of Quarter 2 to 75 % at year end.

OFFICIAL

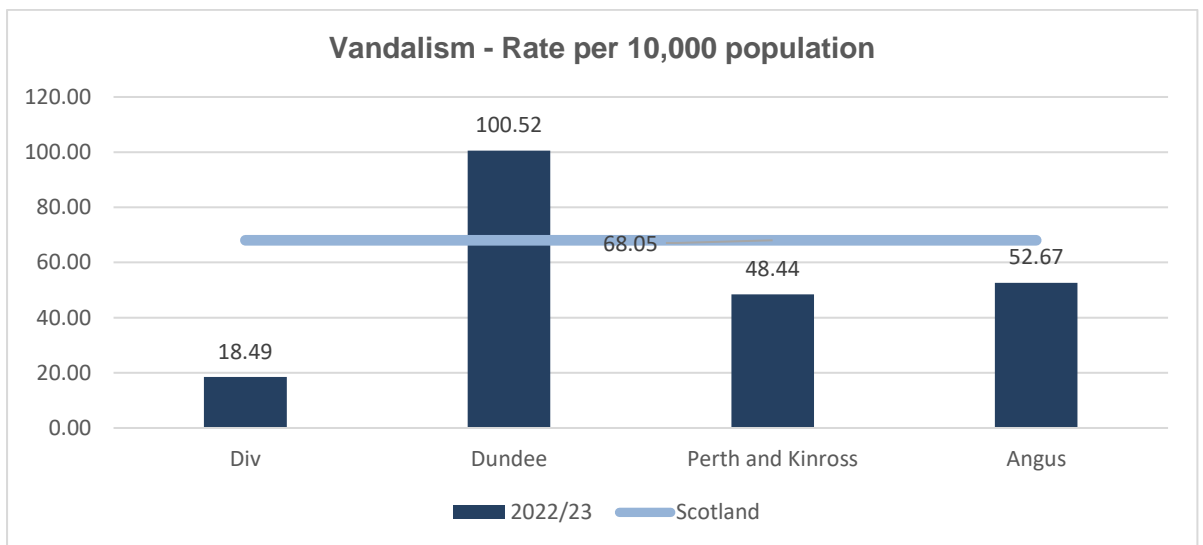
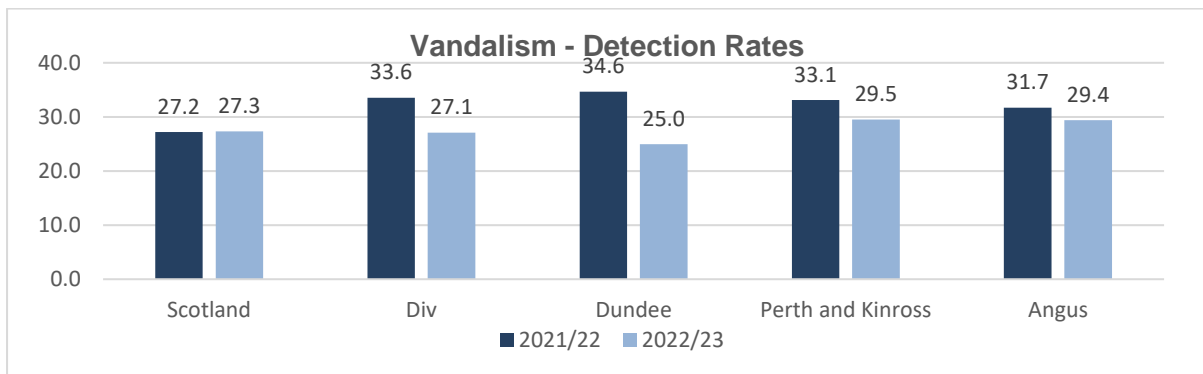
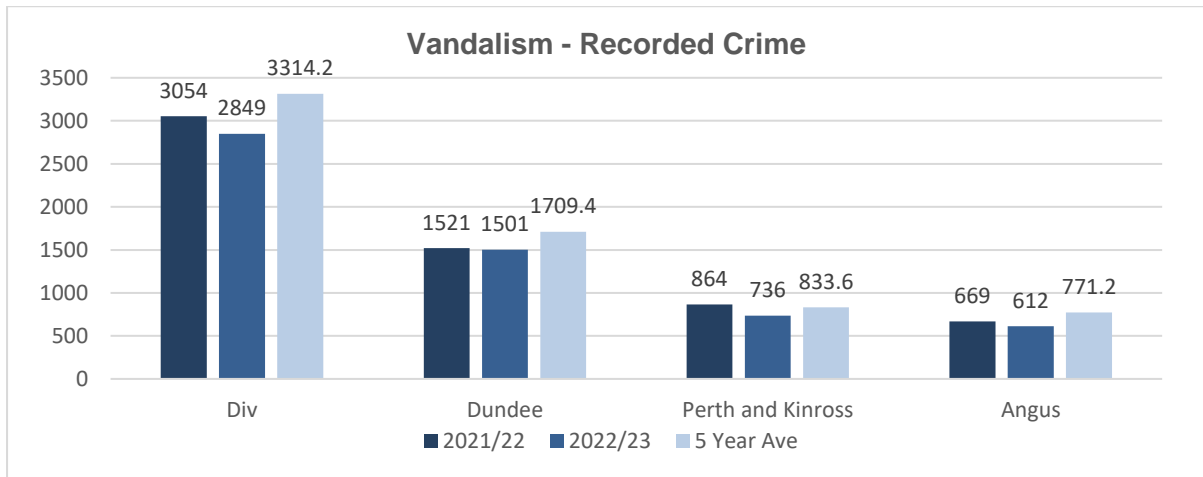
While this detection rate is lower than LYTD it is higher than divisional and national averages and a number of the crimes recorded during the reporting period remain under active investigation.



Vandalism

We continue to see a reduction in the occurrence rate for Vandalism with 128 fewer crimes being recorded than LYTD.

Offences remain sporadic in nature with no particular themes or trends identified, however we continue to work closely with partners in Safer Communities to ensure any issues or areas of concern are identified at the earliest opportunity.



Measure – Stop Search

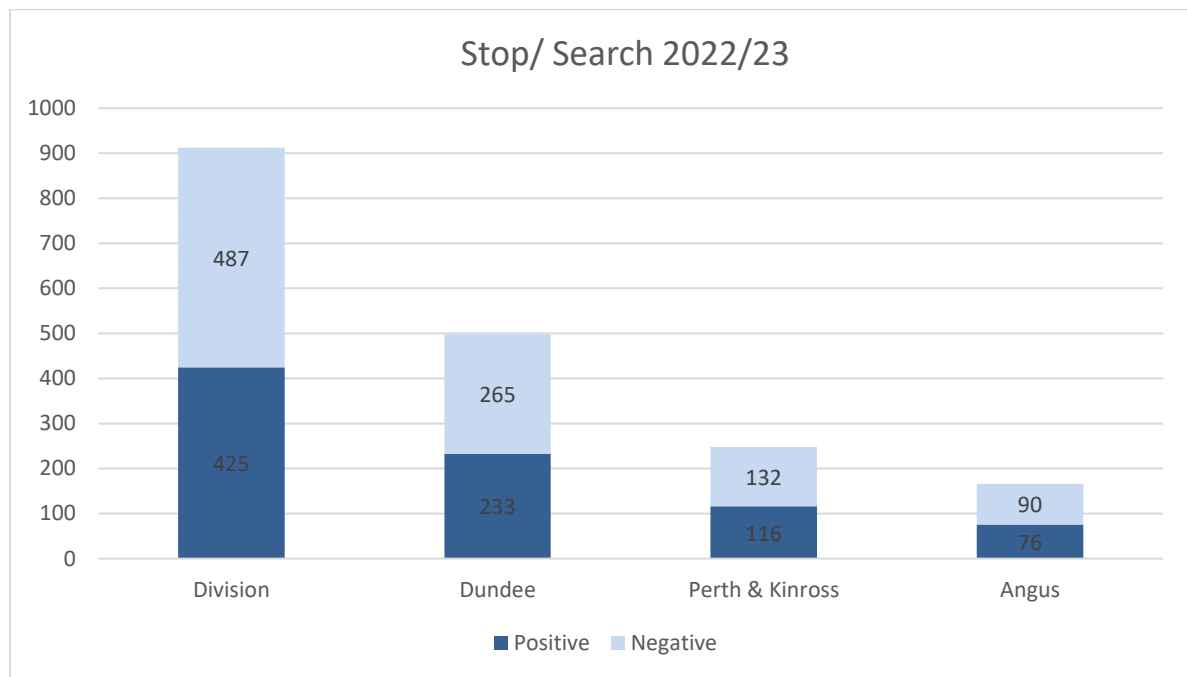
Stop and Search is an operational policing tactic deployed when necessary for the prevention, investigation and detection of crime. The overall objective is to maintain public safety and improve community wellbeing. Stopping and searching members of the public is a significant intrusion of their personal liberty and privacy. It is carefully handled by Police and must be carried out in a manner that is lawful, proportionate and accountable.

OFFICIAL

Officers explain why they have stopped an individual before any search, and explain what they are looking for. After the search officers provide the individual with a receipt, which documents information about their rights and how they can access a copy of their stop and search record.

In the reporting period 248 stop searches were conducted with items including weapons and drugs recovered on 116 occasions, which equates to a positive rate of 46%.

Assurance reports are provided monthly which show no disproportionate searching was carried out of persons under 18, nor did any disproportionate searching take place around minority groups.





Acquisitive Crime

Reduce crime through preventing offending and reduce re-offending

This activity will link in with and support the Perth and Kinross Community Plan 2017-2027 strategic priorities:

- Creating a safe and sustainable place for future generations

This also supports the delivery of Police Scotland's strategic outcome:

- *Threats to public safety and wellbeing are resolved by a proactive and responsive police service*

As with Violent Crime, occurrence rates for Acquisitive Crime in Perth and Kinross remain below national averages across all crime types.

Domestic Housebreaking remains a challenge and we continue to see evidence of criminals utilising the road network to travel into Perth and Kinross from other areas and continue to address this by sharing intelligence with neighbouring divisions via a number of local and national forums.

Theft by Shoplifting is another area where we have seen a marked increase in occurrence rates, a trend which is replicated both locally and nationally. The majority of offences occur within Perth City with an almost equal split between City Centre locations and out of town supermarkets and retail parks. As outlined in the Violent Crime section of the document it is anticipated the reintroduction of dedicated Community Police Officers for each locality will increase our visibility and allow us to more effectively target hot spots and disrupt repeat offenders.

We will also continue to work closely with our Partnerships Interventions and Preventions Team to provide support and crime prevention advice to retailers.

Domestic Housebreaking

The figures for Domestic Housebreaking include all attempted housebreakings and instances of housebreaking with intent to steal (i.e. where the security of the property has been overcome but no property stolen).

The reporting period, i.e. between October and April, is a period where we commonly see an increase in crimes of this nature. As with previous years we issued regular crime prevention advice as part of our After Dark campaign and were supported by Safer Communities and Police Scotland Youth Volunteers who conducted targeted crime prevention messaging in areas identified by analysis.

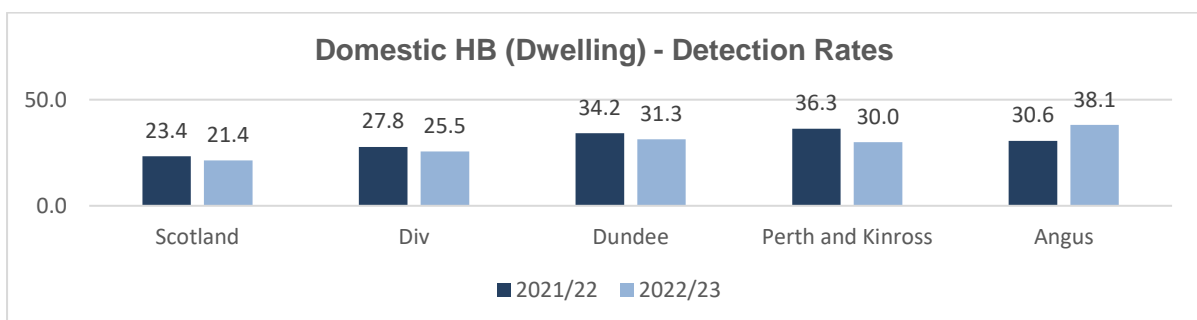
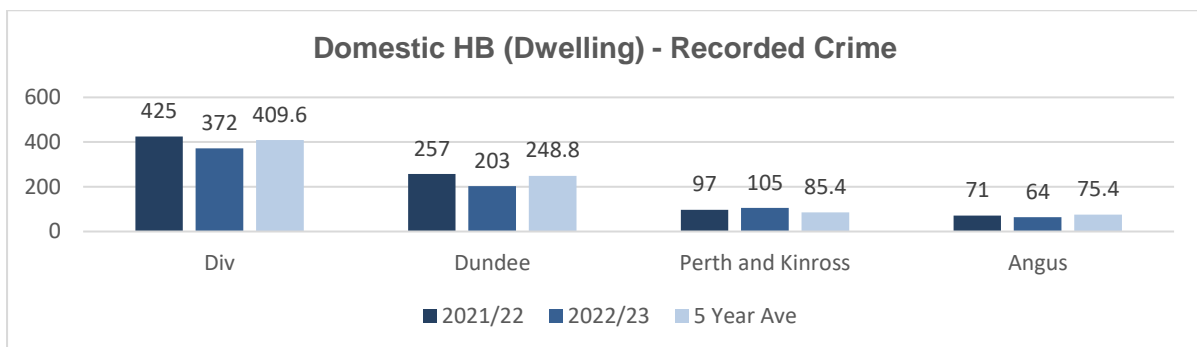
While we did not see the same level of increase in occurrence rates witnessed at the start of the year we did record an overall increase of 8.2% or 8 additional crimes.

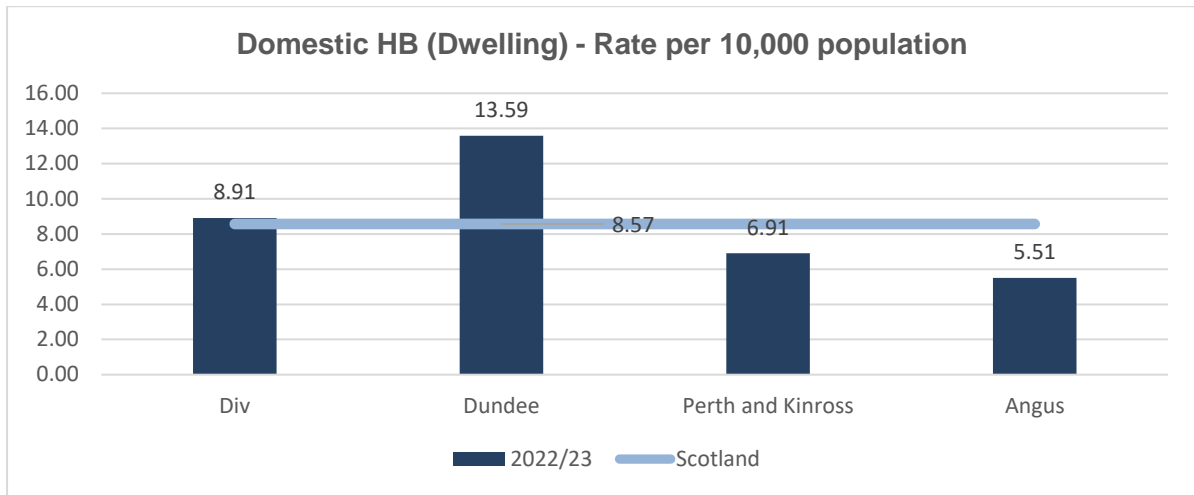
Detection rates ended the year at 30%, which while lower than LYTD is higher than the national average and all crimes of Domestic Housebreaking continue to be reviewed by CID who also led on most cross border investigations or significant crime series.

OFFICIAL

Notable Detections / Arrests during the reporting period are outlined below and demonstrate the cross border nature of much of the crime recorded in Perth and Kinross.

- Two 19 year old males, both from Edinburgh were reported for 3 housebreakings, 2 thefts and the theft of a motor vehicle from Perth and surrounding areas. The males appeared at Perth Sheriff Court and were released on bail. Criminal proceedings are yet to conclude.
- A 20 year old male from Edinburgh was reported for offences committed in October 2022 including housebreakings, theft of a motor vehicle and linked offences. Areas targeted included Perth, Crieff and Kinross. The male was reported for warrant and subsequently appeared at Perth Sheriff Court where he was released on bail. Criminal proceedings are yet to conclude.
- During November 2022, 4 housebreaking offences occurred across Tayside including one in Dunning, two males aged 26 from the Republic of Ireland have been identified as responsible and reported to the Procurator Fiscal. Efforts to apprehend remain ongoing however they are not thought to still be in Scotland.





Fraud

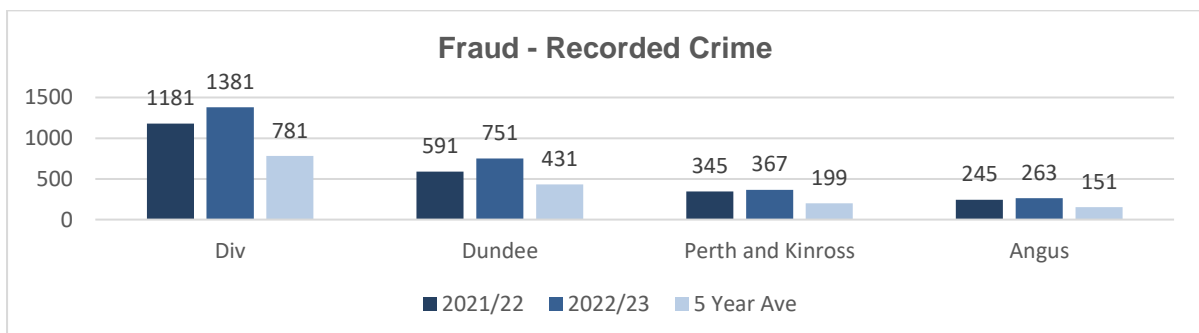
A total of 367 Frauds have been recorded this year in year in Perth and Kinross. This is a slight rise from the 345 crimes recorded the previous year consistent with the national theme of the crime of fraud increasing.

13.6% of frauds reported in the area this year were detected which is slightly lower than the 15.9% crimes detected nationally.

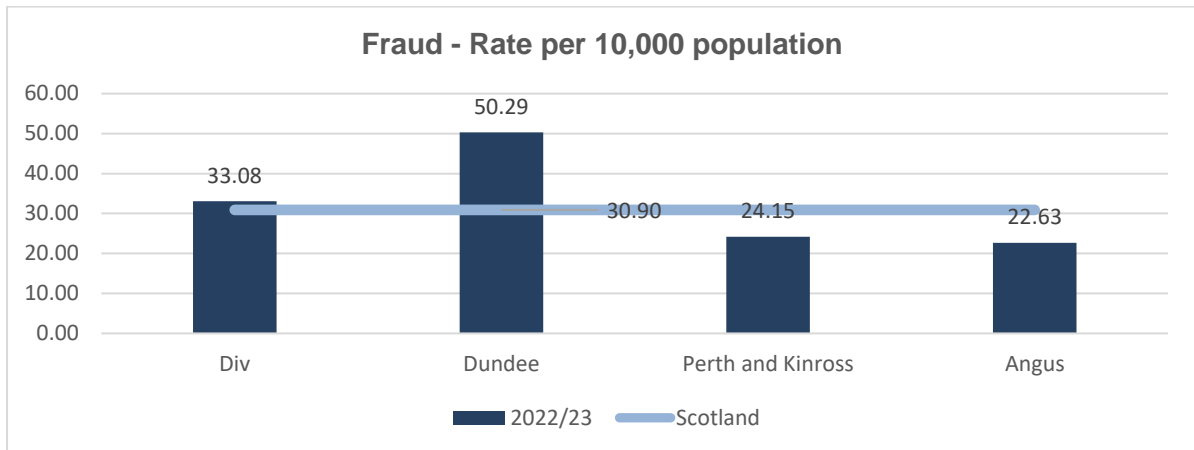
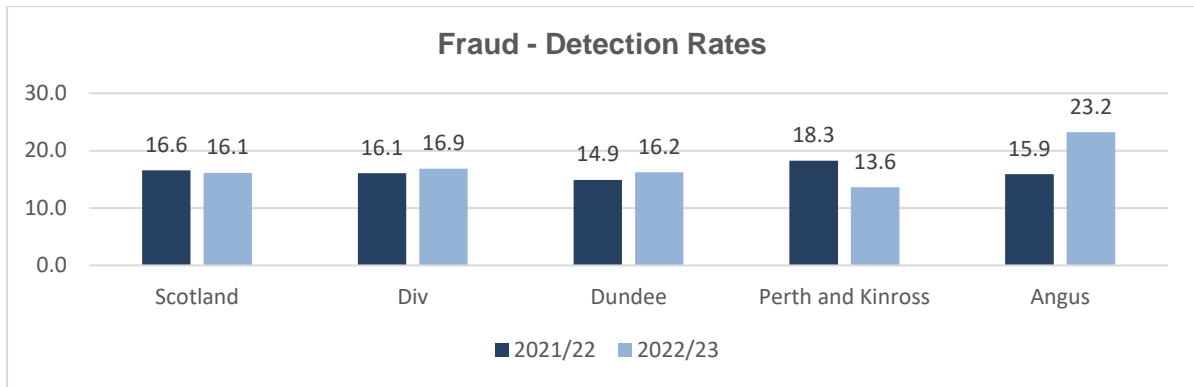
Analysis of the crimes recorded shows 30% have the 'card online account' tag indicating an 'online' element. The challenge when dealing with online fraud is many of the perpetrators of these crimes are located out with the UK providing an additional barrier to their identification and opportunities to bring to justice.

Due to the complex nature of fraud enquiries are protracted and take a significant amount of time to complete which will impact upon these figures.

Police Scotland remains committed to supporting partners by focusing on joint messaging to prevent crimes of this nature whilst supporting victims.



OFFICIAL



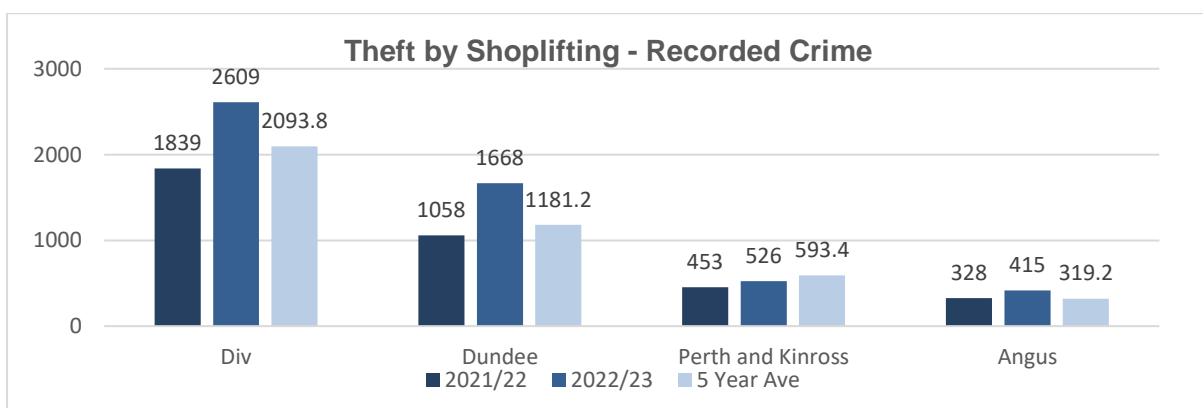
Theft by Shoplifting

We have seen an increase in occurrence rates for Theft by Shoplifting with 73 more crimes being recorded than LYTD.

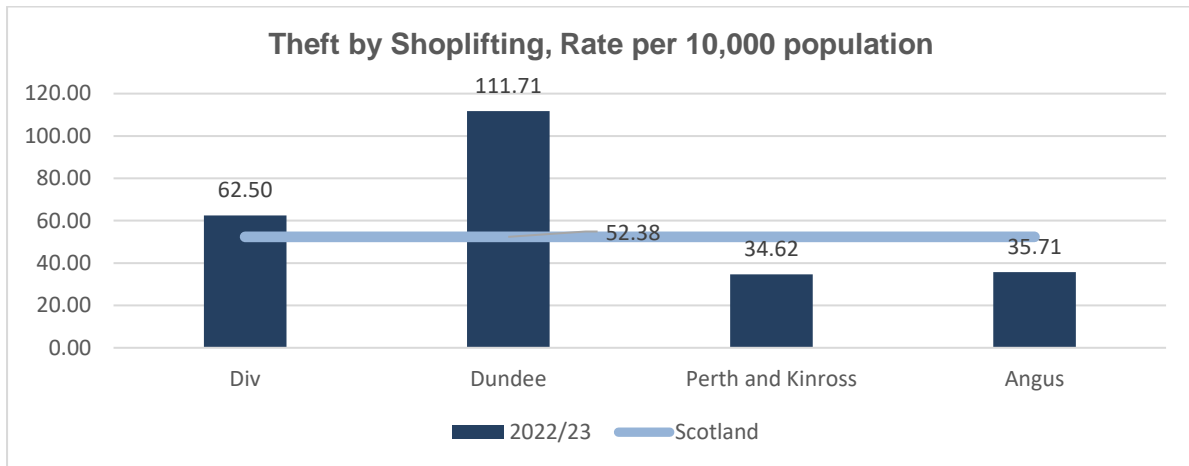
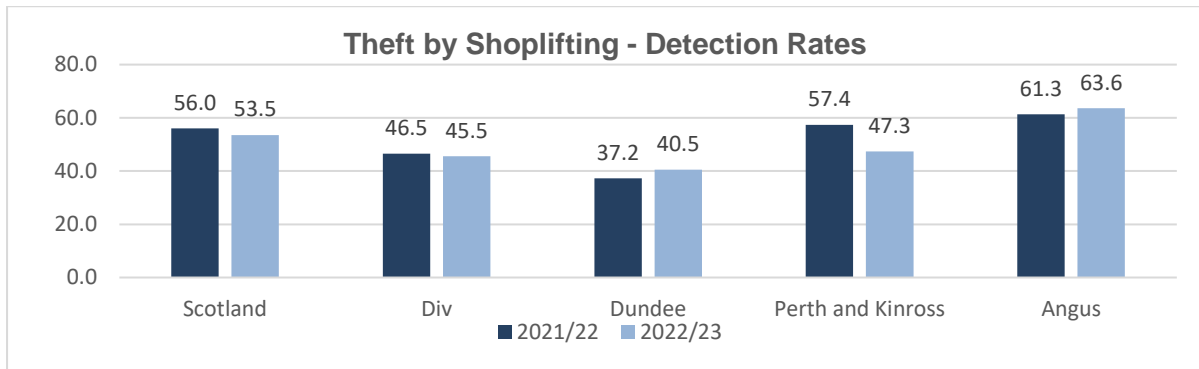
This increasing trend is replicated across the division and nationally, however in Perth and Kinross, occurrence rates remain below the national average and also below the 5 year average.

Detection rates are lower than LYTD, however a number of these crimes remain under active investigation.

Our Partnerships Interventions and Preventions Officers continue to liaise with the retail sector in order to prevent these types of offences occurring.



OFFICIAL

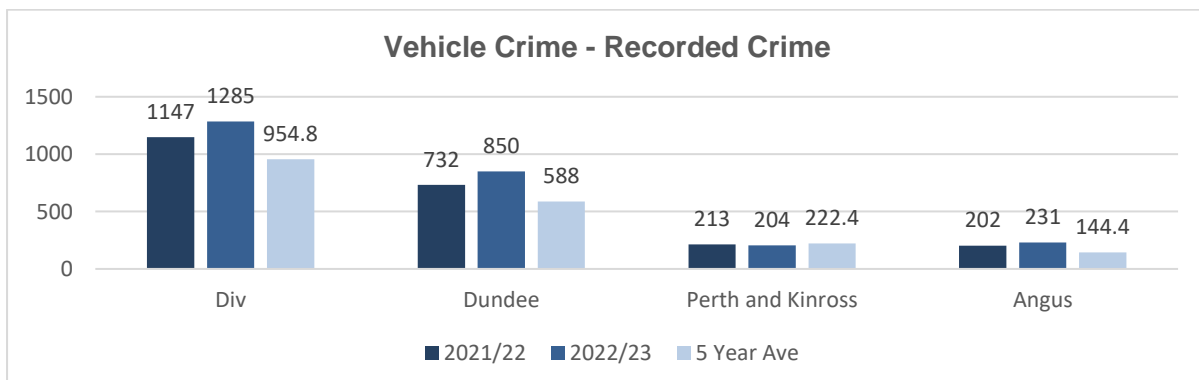


Motor Vehicle Crime

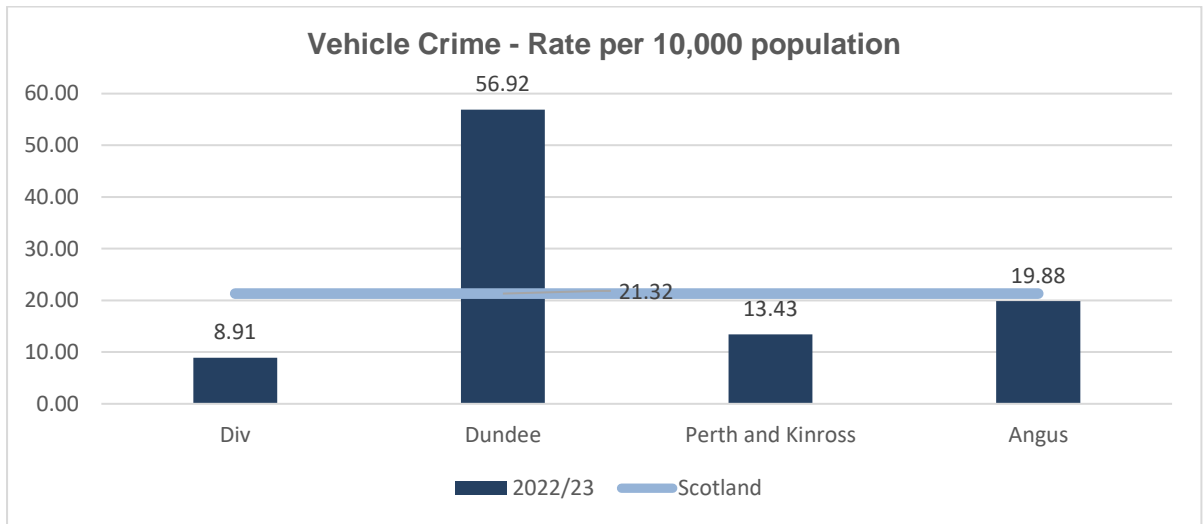
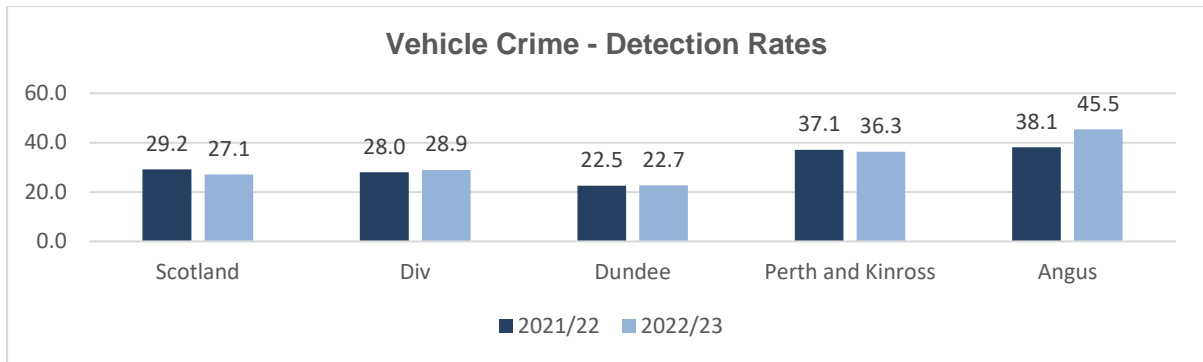
We have seen a reduction in Motor Vehicle Crime occurrence rates with 9 fewer crimes recorded when compared with LYTD and occurrence rates remain below both the national average and below the five year average.

Unlike Domestic Housebreaking the majority of perpetrators reside locally and a number of repeat perpetrators identified during Q1 remain subject to restrictive bail conditions while awaiting trial. We continue to actively manage these offenders while they remain in the community in an effort to prevent further offending.

Detection rates for Vehicle Crime are broadly in line with LYTD and are higher than the divisional and national average.



OFFICIAL



OFFICIAL



Road Safety and Road Crime

Collaborate to
reduce casualties
and crime on our
roads

This activity will link in with and support the Perth and Kinross Community Plan 2017-2027 strategic priorities:

- Giving every child the best start in life
- Creating a safe and sustainable place for future generations

This also supports the delivery of Police Scotland's strategic outcome:

- *The needs of local communities are addressed through effective service delivery*

The principles of Operation CEDAR will be applied in the following ways across Tayside, linked to priority areas of focus:

Challenge	Build effective partnership working and methods to develop new and innovative ways to improve road safety. Improve information sharing and analysis to support an evidence-led approach
Educate	Deliver and evaluate educational initiatives to driver and road user behaviour, making effective use of media opportunities to highlight CEDAR and the work of the forum
Detect	Provide an intelligence-led and multi-agency approach to enforcement, supported by analytical products, to make the best use of available resources
Reduce	Ensure all road safety education, engineering and enforcement activity is focused on having the maximum positive impact on reducing the number of people killed and seriously injured

The implementation of Operation CEDAR across Tayside and delivery of our Action Plan provides an opportunity to contribute to a consistent approach across the North of Scotland. It will refocus our efforts to further improve safety on Tayside's roads and promote active travel.

Due to the fundamentally unpredictable nature of the natural world road casualty data can vary significantly during set time frames. This is also applicable to vulnerability levels of different road user groups.

Adapting to changing trends in road casualties requires a multi-faceted and collaborative approach involving all stakeholders. A multi-agency approach is an effective way to meet new challenges.

Perth and Kinross LPA has suffered 5 fatalities for the period under review.

The first incident occurred on 6th October 2022 on the A9 between Bankfoot and Birnam. A 52 year old male driver and a 53 year old female passenger lost their lives when the vehicle they were travelling in drifted into the opposing carriageway and collided with a vehicle travelling in the opposite direction. The deceased were on holiday in the UK and were Brazilian nationals.

OFFICIAL

The second incident occurred on 23rd October 2022 on the A9 Blackford at its junction with B8081. An 83 year old passenger lost her life when the vehicle she was travelling in crossed the carriageway directly into the path of another vehicle. Deceased and her family were returning home after a family meal. The drivers and remaining passengers suffered either no injury or minor injury.

The third incident occurred on 17th November 2022 on the A9 at Bankfoot. A 55 year old female driver lost her life when the vehicle she was driving drifted to the nearside, leaving the carriageway and colliding with an advanced direction sign.

The fourth incident occurred on 25th January 2023 on the A9 bypass near Inveralmond roundabout. A 40 year old male pedestrian lost his life after he was struck by a car whilst crossing the carriageway.

As a Division we have suffered 10 road traffic fatalities year to date, 8 of which have occurred in Perth and Kinross and 2 in Angus LPA.

Perth and Kinross LPA have had 83 persons seriously injured as a result of a road traffic collision year to date, which is a 26% increase comparable with the same period last year where we saw 66 persons seriously injured.

The LPA has seen 4 children seriously injured on the roads in Perth and Kinross. This is an increase of 33% from the same period last year.

Road safety enforcement continues to be carried out as part of routine business by the Road Policing unit. Focused patrol work will be complemented by the use of available technology and databases, intelligence target packages and specific tasking resulting from local Tasking and Coordinating processes to tackle criminality.

Local policing and RPU officers have been able to target driver behaviour which we believe will have the greatest impact on casualty reduction and address community concerns. Enforcement activity has concentrated on the Fatal 5 which are Dangerous/Careless driving, drink/drug driving, speeding, seatbelts and mobile phones.

Based on strategic assessment a number of priority locations have been identified in Perth and Kinross which were subject to focused operational activity.

Tayside Division priority routes include the following roads;

A923 (Perth and Kinross LPA)

M90 (Perth and Kinross LPA)

A90 (Perth and Kinross LPA)

A85 (Perth and Kinross LPA)

A93 (Perth and Kinross LPA)

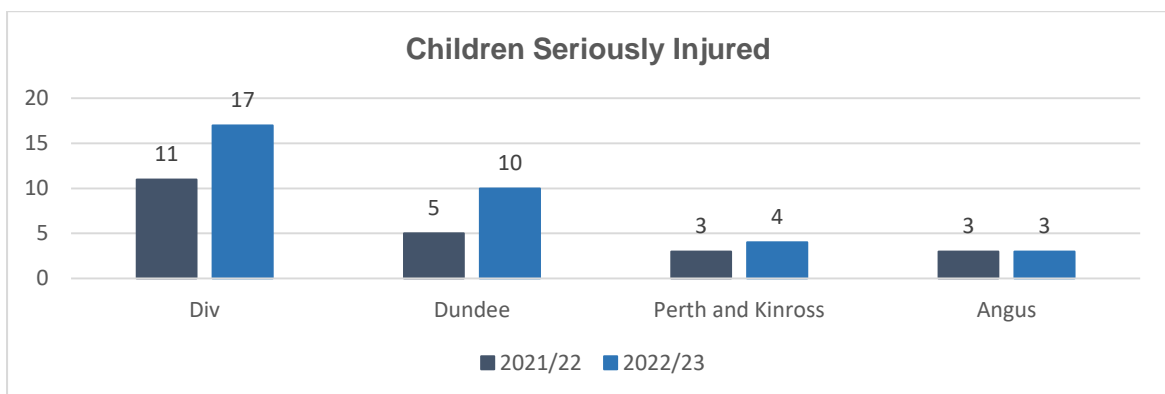
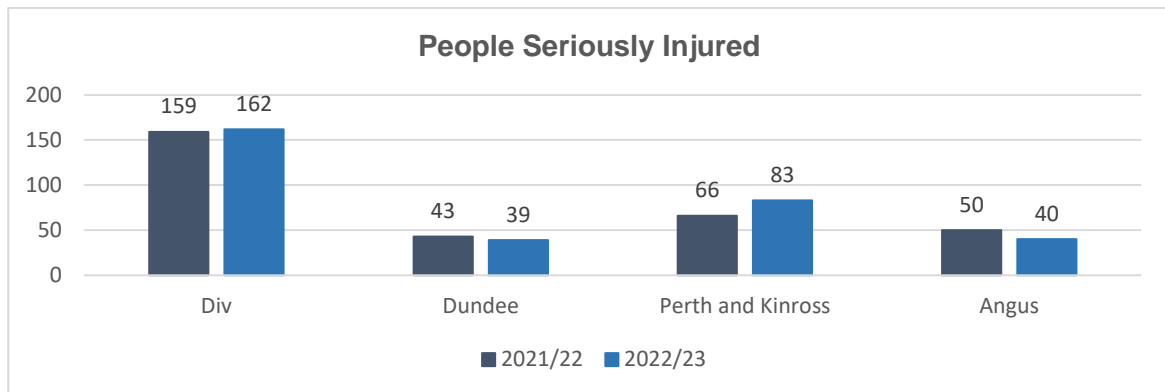
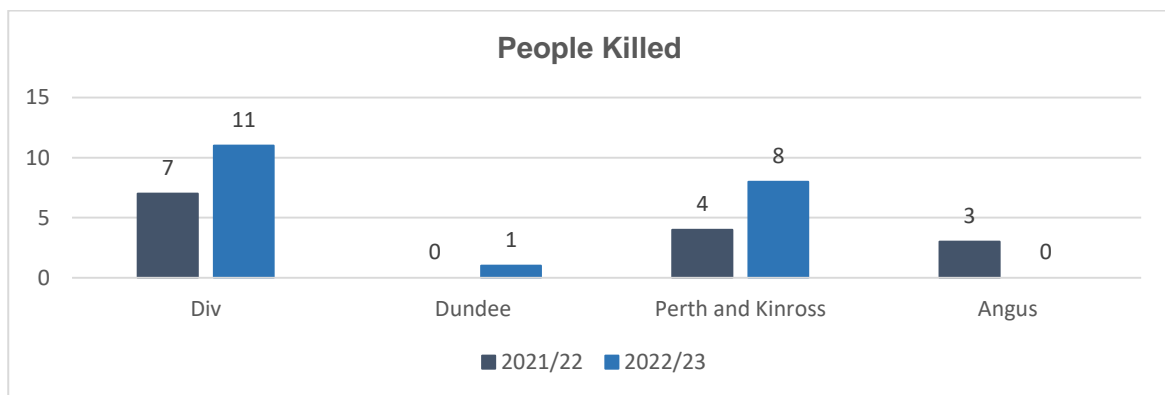
A9 (Perth and Kinross LPA)

Year to date Road Policing Officers have stopped a total of 16,023 motorists across the Tayside area

OFFICIAL

During the period under review Rod Policing officers took part in a number of National Campaigns;

October 22	Tyre Safety Week, Fatal 5 and Get ready for winter
November 22	Operation Drive Insured and Brake Road Safety
December 22	Festive Drink Drug Drive Campaign
January 23	Seatbelt Campaign
February 23	Fatal 5 mobile phone operation
March 23	Vulnerable Road User



OFFICIAL

Speeding

In Perth and Kinross LPA notable speeds recorded during the period under review were;

96 mph exceeded 70mph limit

75 mph exceeded 50mph limit

65 mph exceeded 40mph limit

The Safety Camera Unit have deployed on the priority routes which has had a significant impact on influencing driver behaviour.

As a Division Tayside have had a significant decrease with a total of 1892 offenders detected which equates to a 54% reduction compared to the same period last year.

Activity

The detection of offenders is daily business for road policing officers and is a priority though targeting of the fatal 5, (speeding, careless driving, drink/drug driving, using a mobile phone and not wearing a seatbelt).

Cross border working with N, NE, P and Divisions, along with partnership working with SCU result in increased visibility and impact on road user behaviour.

Results

Year to date comparisons show speeding offences in Perth and Kinross have decreased by 45%, this is exactly the same as the 5 year average.

This is attributable to focused operational activity on not only the priority routes but also on routes which are deemed to have speeding issues through engagement with local communities.

Road Policing Officers aim to deliver on priorities through high visibility policing in partnership with stakeholders. The vision is to improve driver and road user behaviour and create a safer Tayside for all road users.

New Driver Scheme

The New Driver Scheme (NDS) has been successfully delivered in both the education and employment sectors across Tayside.

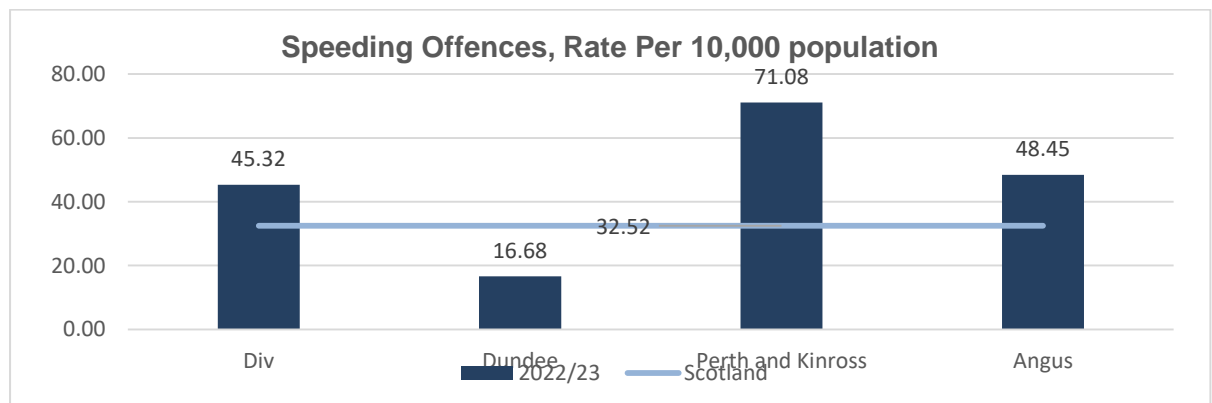
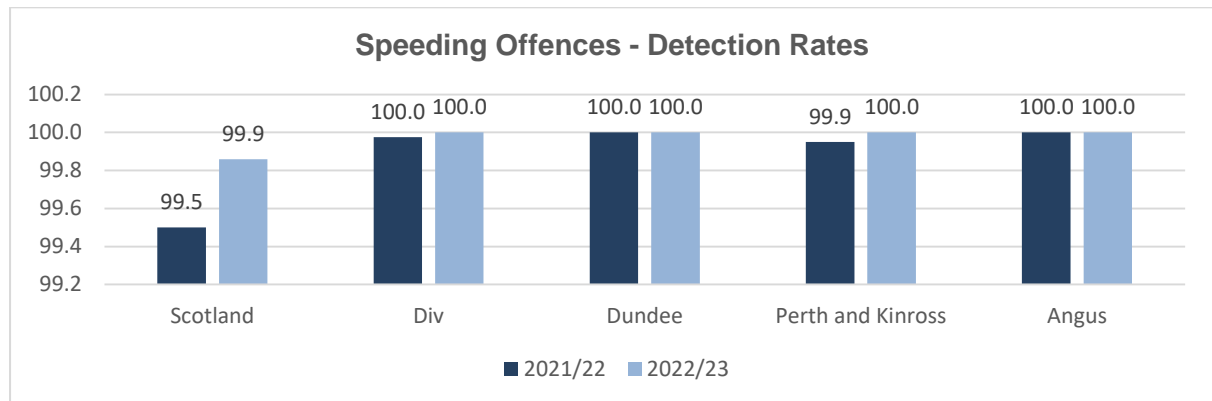
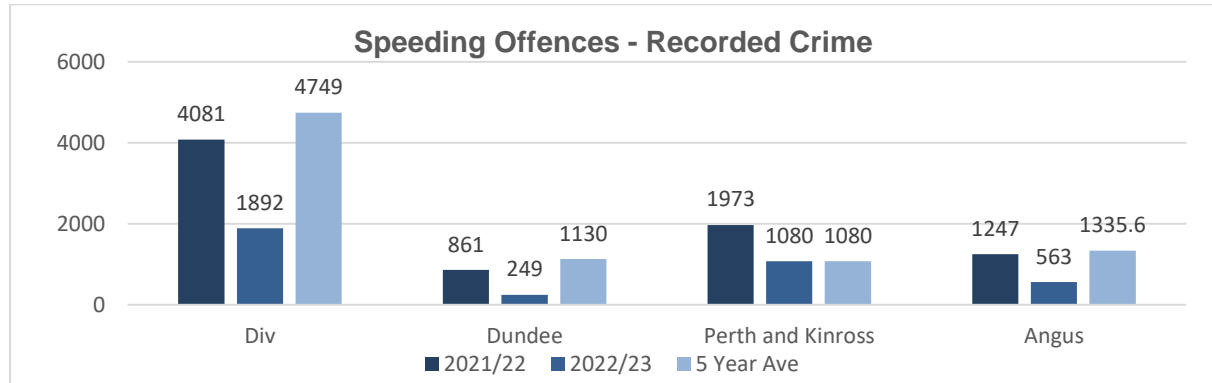
The NDS is a hard-hitting presentation to raise awareness of road safety issues.

The joint presentation, delivered by Police Scotland and the Scottish Fire and Rescue service provides a stark reminder of the individual responsibilities that the driver has, both for themselves and other road users.

OFFICIAL

Driver engagement North

Driver engagement north will continue to be delivered across Tayside. This initiative provides an opportunity for older drivers and their families to take part in an interactive driving session. Its aim is to highlight potential driving weaknesses through analysis of the participant's reactions, hazard awareness and any potential vulnerabilities.



Drink/Drug Driving

Year to date comparison show drink, drug driving offences in Perth and Kinross have decreased by 14%, this is similarly lower than the 5 year average.

It should be noted that across Tayside there was a 26% decrease in drink drug driving offences which is very positive.

OFFICIAL

Road policing officers have conducted 2421 breath tests of which 67 have been positive. 267 drug wipes have been carried out, 110 of which have proved to be positive

Activity

Detection of offenders under the influence of drink and drugs is part of daily business for road policing officers. As we can see from the breakdown above, the drug wipe testing kit will continue to be an effective tool in the detection of offenders with a considerable number of positive wipes across Tayside.

Intelligence led Policing along with the targeting of offenders the morning after, will continue to be effective in the detection of drink and drug drivers.

Results

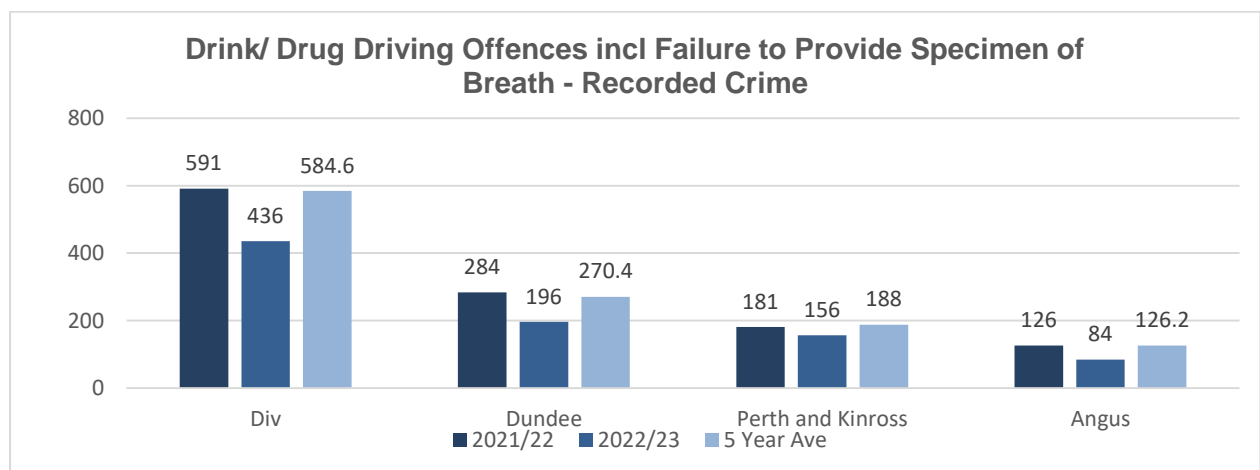
Year to date comparison show 88 drink/drug drivers were detected within the Perth and Kinross area, a decrease of 8%.

Challenges

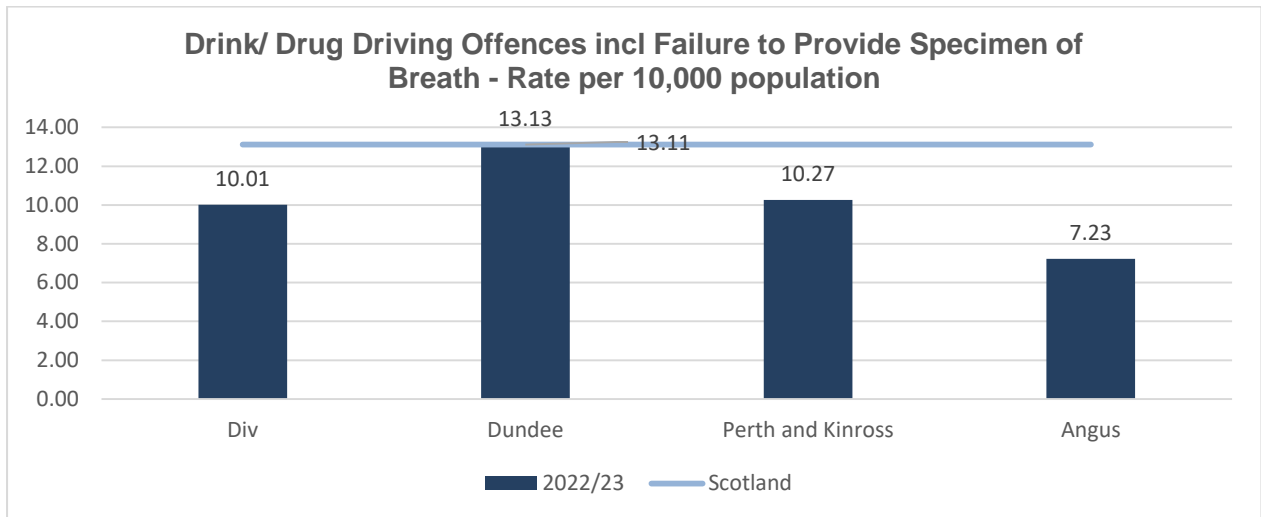
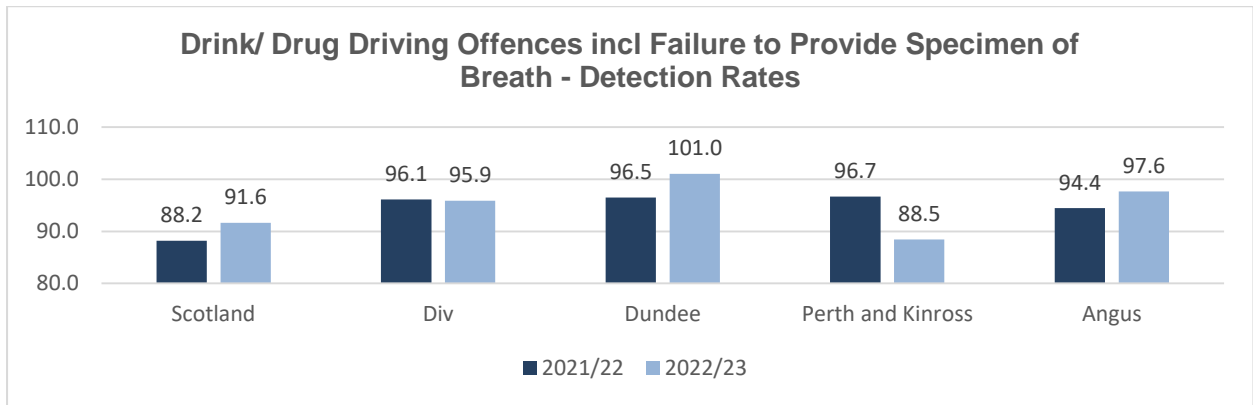
Driving under the influence is a serious problem which poses a significant threat to public safety. While there have been many efforts to raise awareness about the dangers of driving under the influence, unfortunately, evidence suggests that some drivers continue to engage in this risky behaviour.

One reason for this may be that some drivers underestimate the risks associated with driving under the influence. Another is that some drivers may not fully understand the legal and social consequences of driving under the influence.

To combat this problem, it is important to continue to educate the public about the dangers of driving under the influence and to continue with local enforcement.



OFFICIAL



Careless Driving

Year to date comparison show Perth and Kinross LPA saw a 17% decrease in careless driving. This figure is 15% lower than the 5 year average.

Tayside Division saw a significant decrease with 475 offenders being detected which is a 24% decrease compared with this same period the year previous.

Careless driving detections are daily business for road policing officers across Tayside. Influencing driver and road user behaviour is key to reducing careless driving figures and key to this is working with partners to deliver specific initiatives prioritising vulnerable road users and those at greatest risk.

Activity

Tayside Road Policing teams will continue to focus on priority routes:

A9, A93, A923, A85, A92 and M90/A90

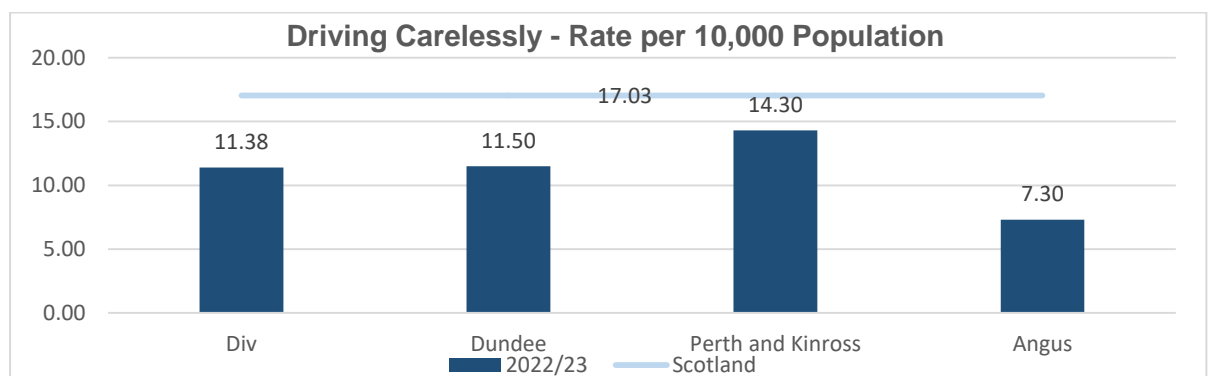
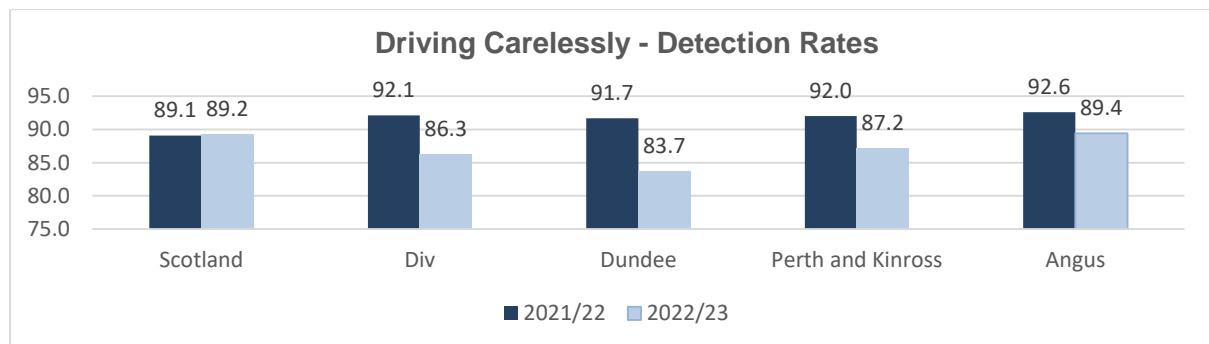
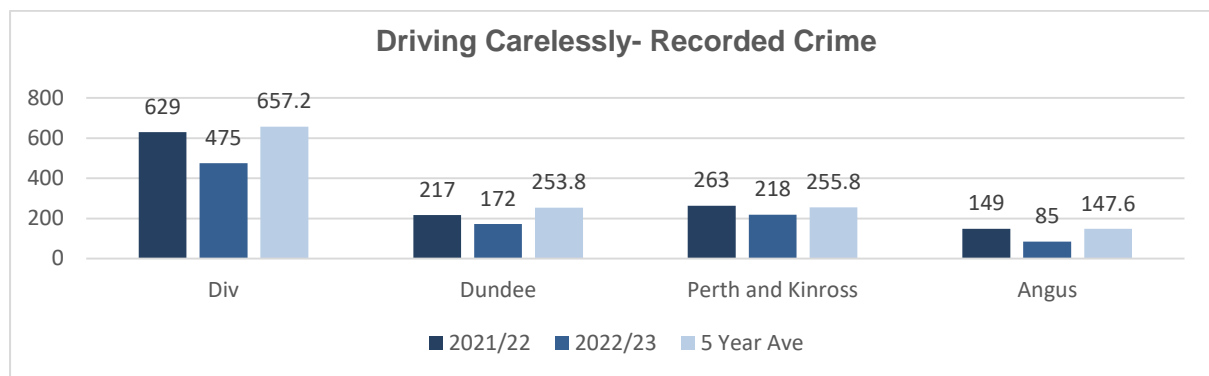
This reinforced with route strategy days based on the previous months collision data and multiple units on high visibility patrols across Divisional borders maximises opportunity to influence driver behaviour.

Challenges

Reducing the instances of careless driving is a complex challenge that requires to address various factors which contribute to such behaviour.

Many driver are not aware of the risks associated with careless driving and many have a careless attitude to driving, believing they can multi task whilst behind the wheel. Driving whilst distracted through the use of mobile phone and electronic devices is one of the main causes of careless driving.

Addressing these challenges requires a multi-faceted approach that involves education and enforcement. Partnership initiatives aimed at public education, driver education programs and technological solutions to prevent distracted driving can all help to reduce careless driving figures.



OFFICIAL



Public Protection

Support people considered vulnerable through working with partners

This activity will link in with and support the Perth and Kinross Community Plan 2017-2027 strategic priorities:

- Giving every child the best start in life
- Creating a safe and sustainable place for future generations

This also supports the delivery of Police Scotland's strategic outcome:

- *Threats to public safety and wellbeing are resolved by a proactive and responsive police service*

Domestic Abuse remains a priority for the Division and all domestic incidents in Perth and Kinross are subject of review, both by local management and the Divisional Domestic Abuse Investigation Unit (DAIU). Priority is given to the arrest of any outstanding perpetrators, who are routinely traced and arrested within 24/48 hours of a crime being reported and we continue to work closely with partner agencies to ensure appropriate safeguarding measures are in place for victims.

The figures in the table below represent crimes recorded under the Domestic Abuse (Scotland) Act (DASA) 2018.

There has been an increase in DASA crimes recorded in Perth and Kinross when compared to LYTD (8 additional crimes).

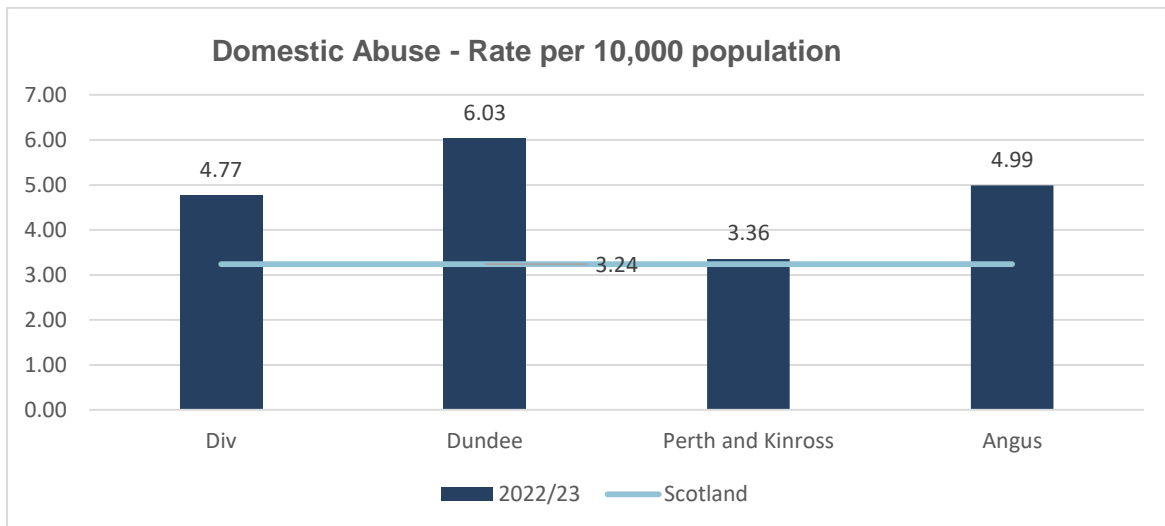
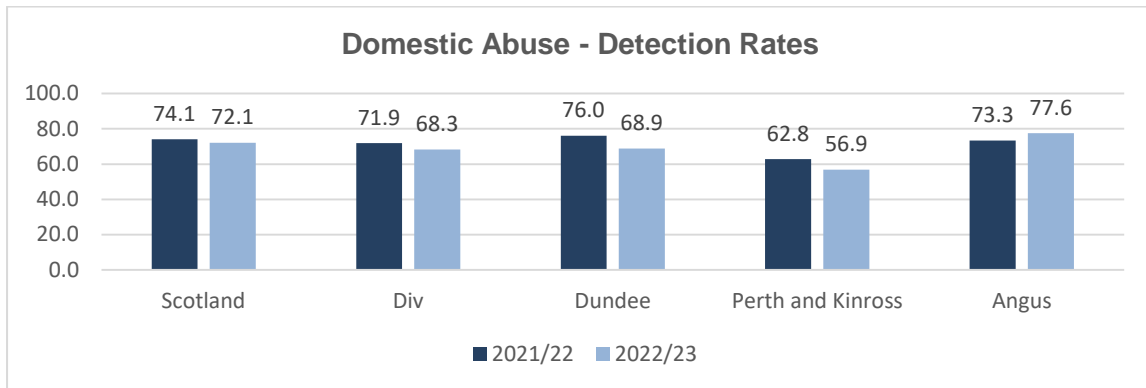
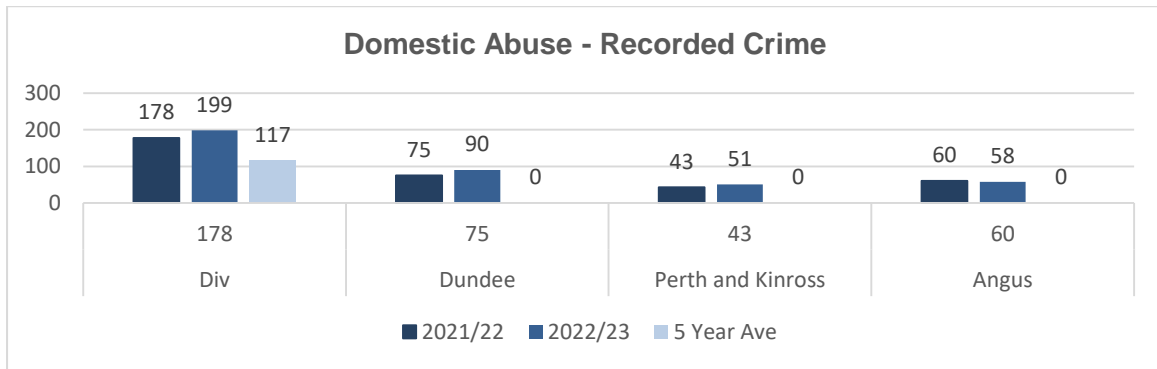
As per previous reports we have introduced a number of improvements to our response to Domestic Abuse over the past 12 months including an increase of officers specially trained in Domestic Abuse. This has allowed us to enhance our response with additional guidance being provided to operational officers in relation to the identification of the often hidden coercive and controlling behaviours associated with DASA offences.

It has also enabled the introduction of a revised Quality Assurance process for all domestic crimes and incidents to ensure the service we deliver to victims is in accordance with national standards.

The detection rate for DASA offences is lower than LYTD, however a number of these investigations are linked to more complex investigations, which can be more protracted in nature.

During the reporting period the Domestic Abuse Task Force had 6 live MATAC investigations involving Perth and Kinross based perpetrators.

OFFICIAL



Hate Crime

Processes remain in place across the Division to monitor and review all Hate crimes and incidents to ensure these are being identified and recorded appropriately.

A daily review is carried out of Hate crimes/incidents to assist with identifying emerging trends and to allow appropriate interventions to take place.

Relevant partnership working allows for victims and communities to be signposted to support agencies and for reassurance messages and hate material to be shared.

The primary aims of this partnership activity is to increase hate awareness amongst groups and communities, the re-training of existing local Third Party Reporting Centres

OFFICIAL

(TPRCs) continues as does identifying new premises and maintaining current Keep Safe premises within Tayside.

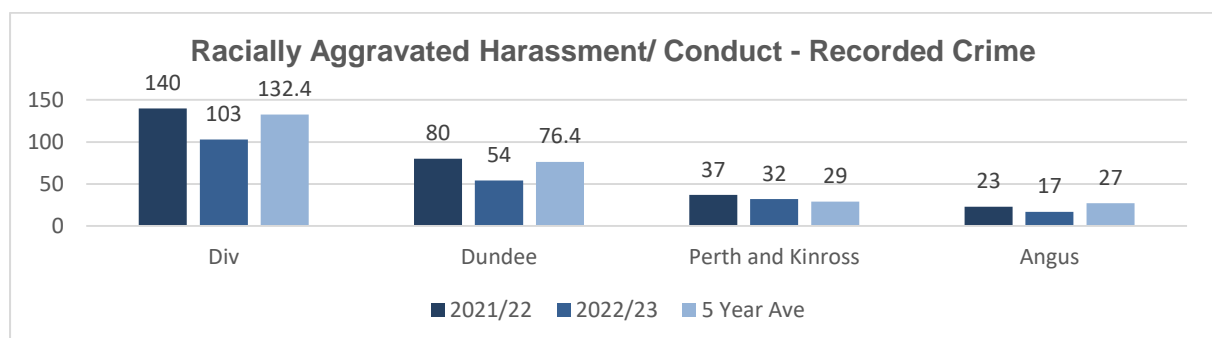
The figures below relate to Racially Aggravated Harassment / Conduct and show a continued downward trend when compared with LYTD.

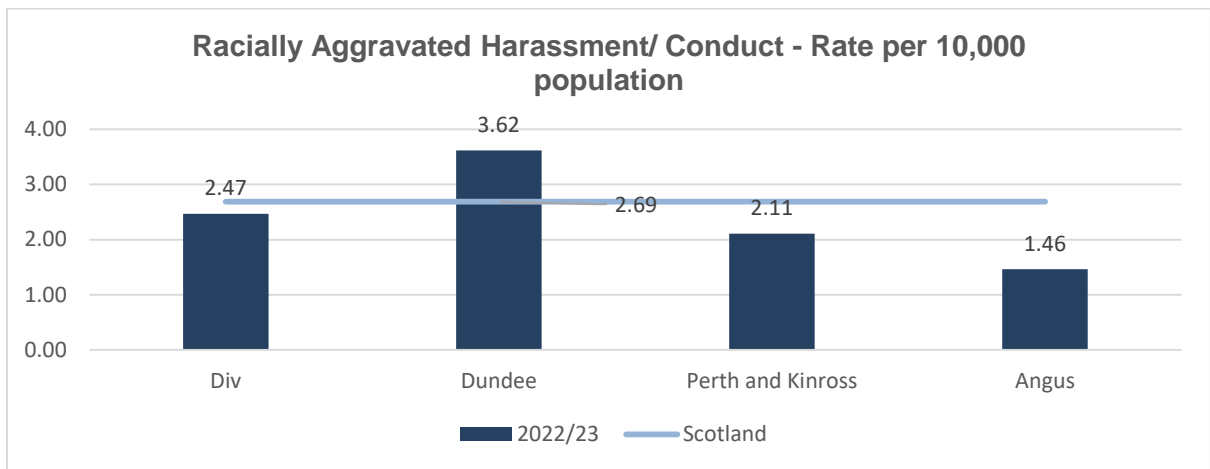
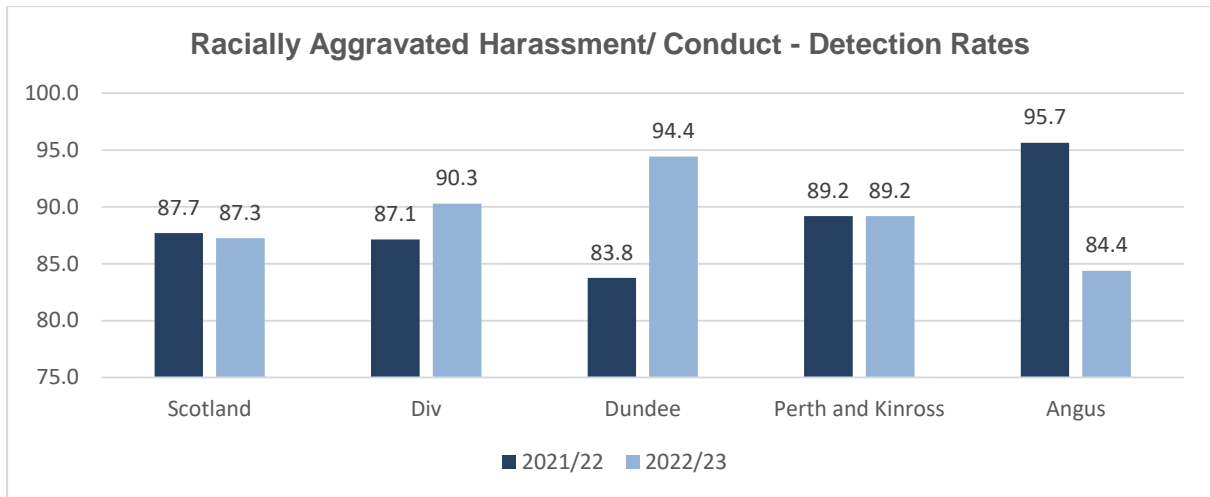
Racially Aggravated Conduct continues to be the most common aggravator for Hate Crimes recorded in Perth and Kinross followed by Sexual Orientation.

Detection rate remain the same as LYTD and are higher than the national average.

Detailed below are some examples of the operational activity carried out by local officers in relation to Hate Crime;

- Police officers from PIP, local policing and specialist departments came together to participate in a football event with St Johnstone in the Community. Other teams consisted of groups from local mental health hub, local asylum seekers based in Perth and support staff. Despite the torrential downpours all had a great time, the tournament created a sense of community and showcased the power of sport in promoting integration and social inclusion.
- Hate crime inputs delivered by police to young people within education, this has been by local community officers supported by PPCW.
- National #DontFeedHate campaign. Our primary target audience for paid-for social media advertising will be young, white men aged 18 to 30, who have been identified as one of the groups most at risk of committing a hate crime but with the capacity to change their behaviour. Our secondary content will be targeted at a wider audience, so that we can encourage victims and bystanders to report hate crime.
- Officers attended Hate Crime Champions Course at the Scottish Police College. They will now be able assist with support and advice locally around Hate Crimes and Hate Incidents.
- Perth PIP working alongside education and local authority to create a Hate Crime guidance document after inconsistencies identified in internal procedures and when matters are reported to police – ongoing piece of work and also looks at bullying within educational settings. A draft has been compiled and is out for consultation.





Sexual Crime

Overall occurrence rates for Sexual Crime have continued to increase throughout the year with 8 more crimes recorded than LYTD.

This upward trend is primarily driven by increases in reporting of sexual assault and is perhaps reflective of increased confidence in reporting and positive societal changes which have led to a reduced level of tolerance for offending behaviour.

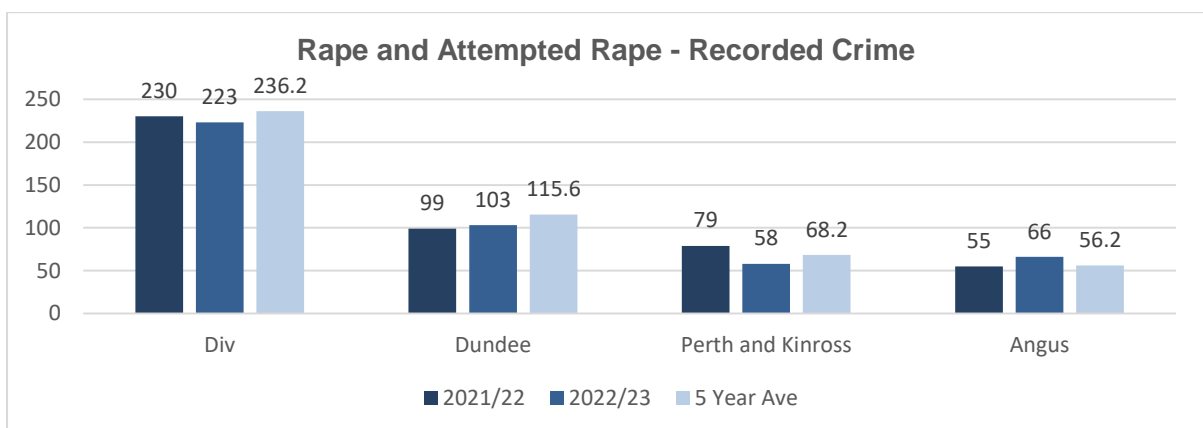
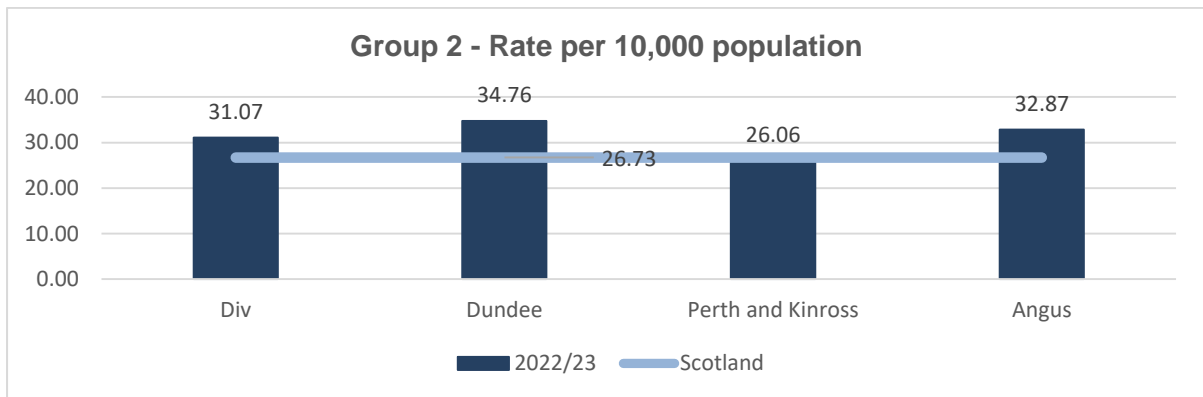
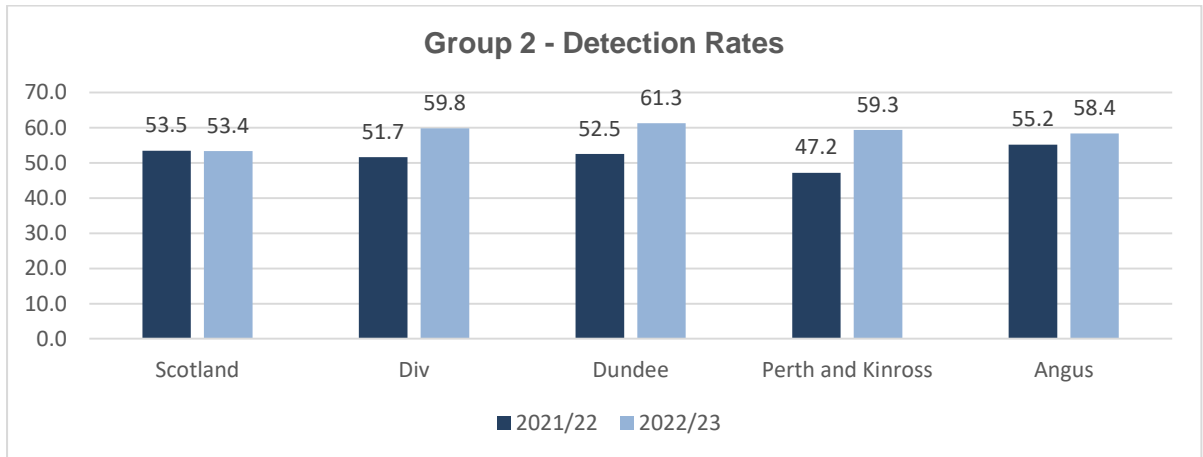
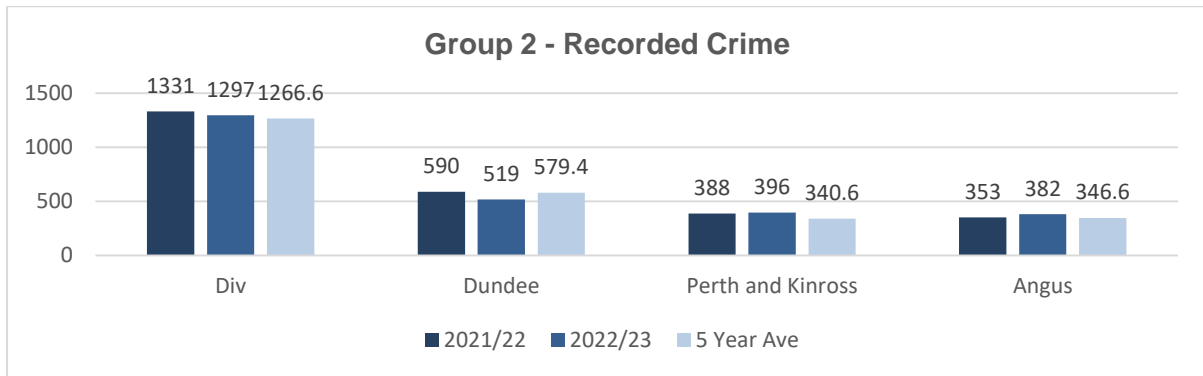
Occurrence rates for Rape and Attempted Rape are lower than LYTD (11 fewer crimes) and are below the national and 5 year averages.

27% of Sexual Crime reports 34% of Rapes are non-recent in nature, i.e. the offence occurred more than 12 months before it was reported to police.

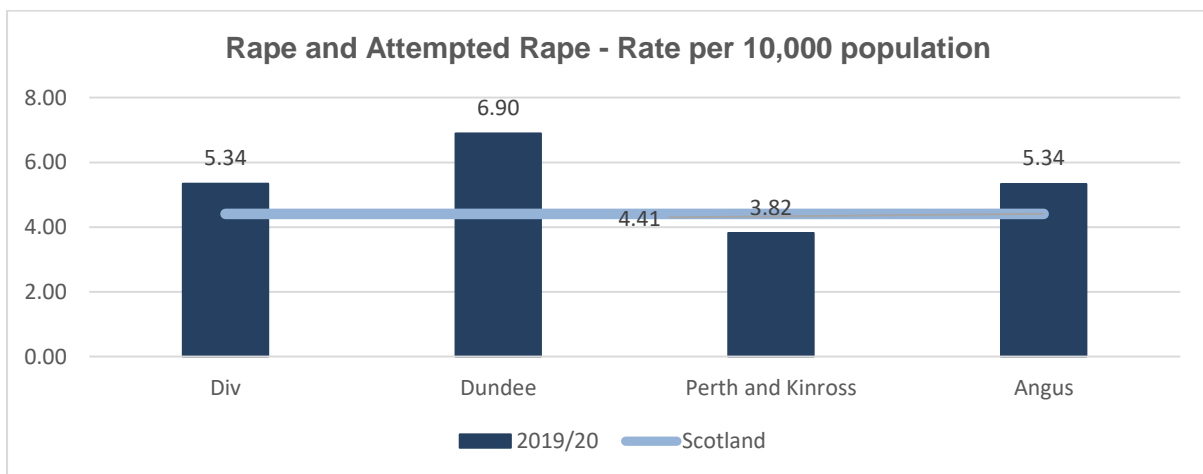
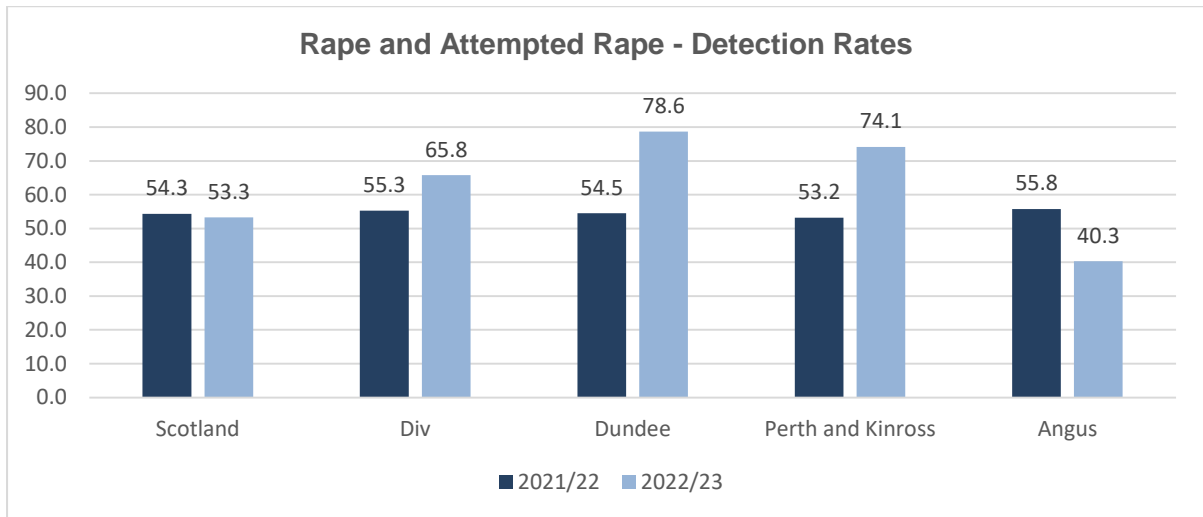
Detection rates for Sexual Crime have increased on LYTD and are above the national average.

Detection rates for Rape are significantly higher than LYTD and the national average.

OFFICIAL



OFFICIAL





Serious Organised Crime

Reduce the harm caused by serious organised crime, including cyber crime

This activity will link in with and support the Perth and Kinross Community Plan 2017-2027 strategic priorities:

- Creating a safe and sustainable place for future generations
- Promoting a prosperous, inclusive and sustainable economy

This also supports the delivery of Police Scotland's strategic outcome:

- *Threats to public safety and wellbeing are resolved by a proactive and responsive police*

Possession of Drugs

The pursuit of individuals involved in drug related serious and organised crime across Perth and Kinross remains a priority. We are aware of the national issues associated with County Lines and Cuckooing and take all available steps to reduce the harm this presents to the most vulnerable people in our communities. This type of practice is closely monitored through the Divisions Cuckooing Operations Group and our Intelligence Unit.

Our Partnerships, Interventions and Preventions team augment the good work carried out by local officers and continue to work with key partners to support victims who are being targeted and exploited. We take every possible opportunity to identify and arrest those individuals involved in County Lines and Cuckooing behaviour. We continue to apply our resilient response to any such report of these activities seeking to drive these offenders out of our communities.

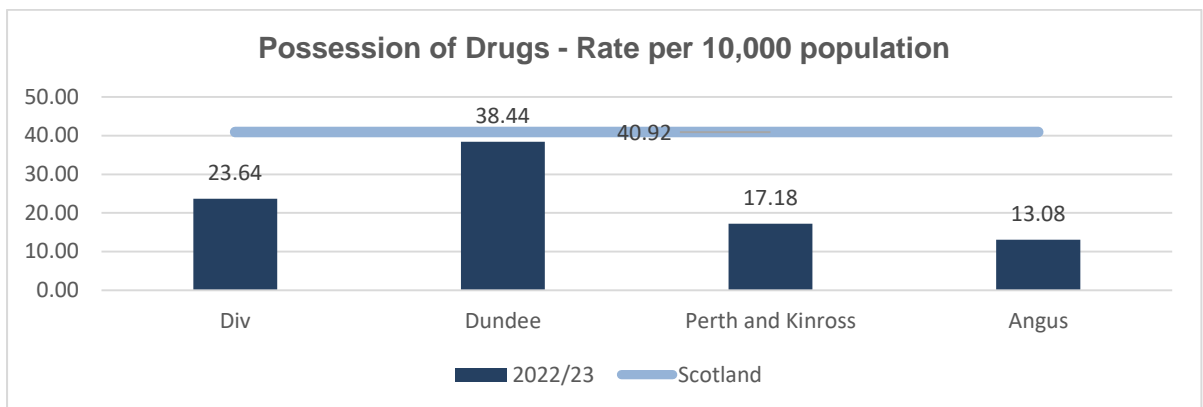
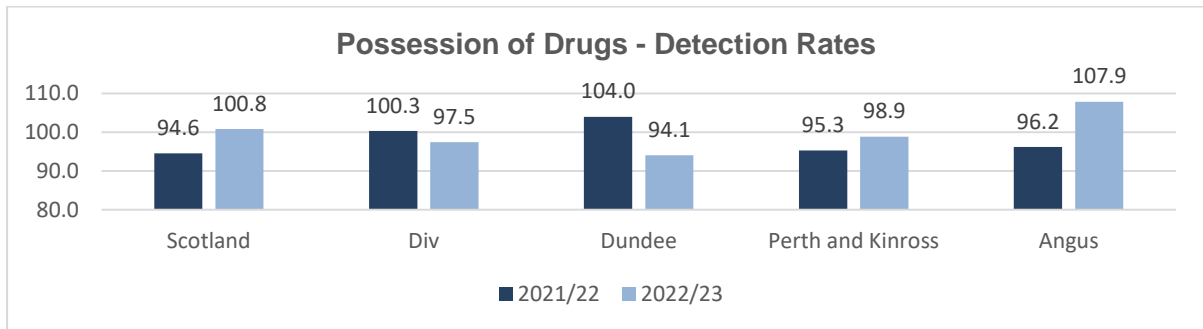
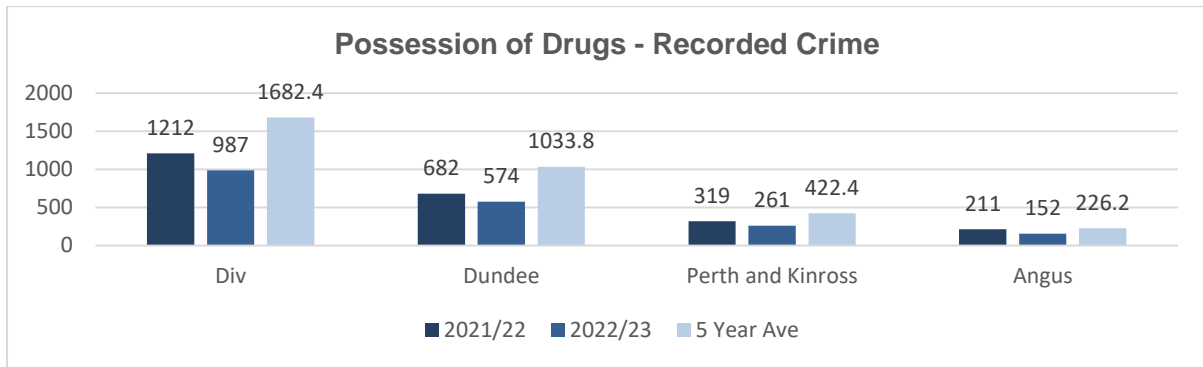
The availability of controlled drugs within Perth and Kinross continues to act as a driver for both crimes of violence and acquisitive crime. Many of these victims are individuals embroiled in the chaotic lifestyles associated with drug addiction. There is little doubt that such addiction leads to increased vulnerability resulting in the need for the sustained support of local authority and third sector services. Welfare visits continue to be carried out to ensure victims are identified, supported and referred to appropriate services where possible.

There have been 261 possession of drug offences recorded this year which is a significant decrease from the previous year during which 319 offences were recorded.

The detection rate is 98.9% with a number of crimes remain under investigation pending forensic analysis.

A mix of Class A, B and C drugs continue to be recovered consistent with previous reporting periods and with no new or emerging drug types being identified.

OFFICIAL



Supply of Drugs

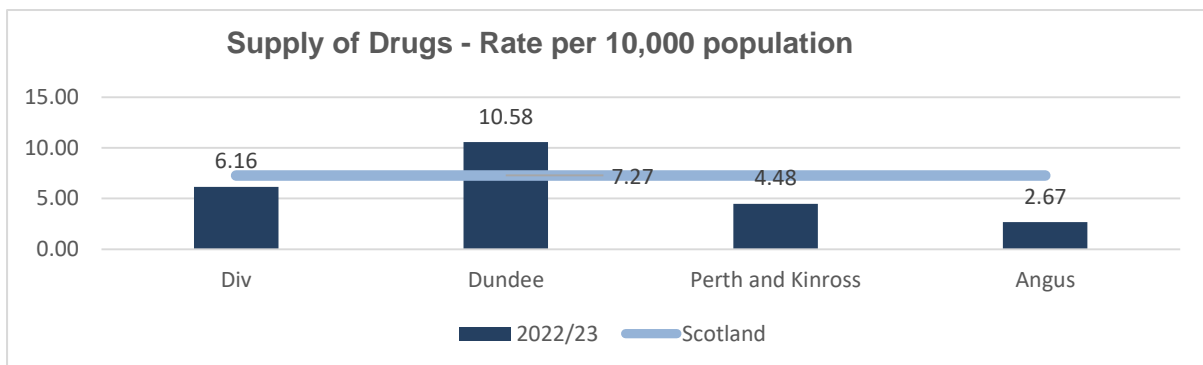
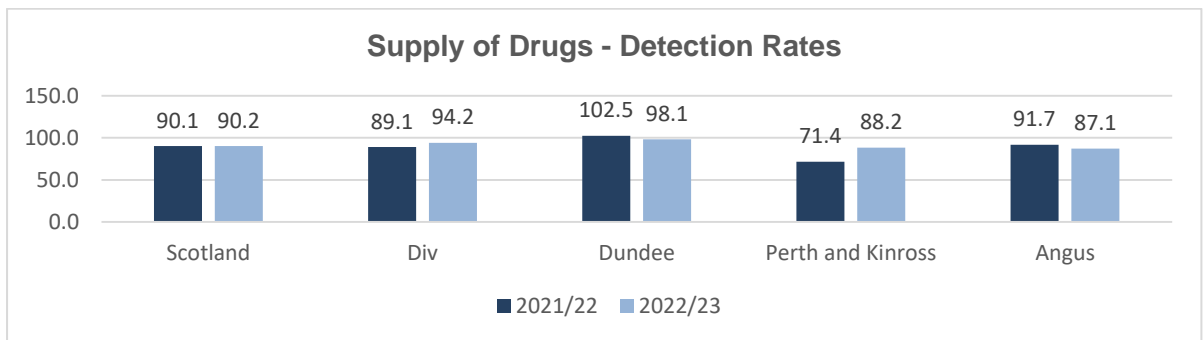
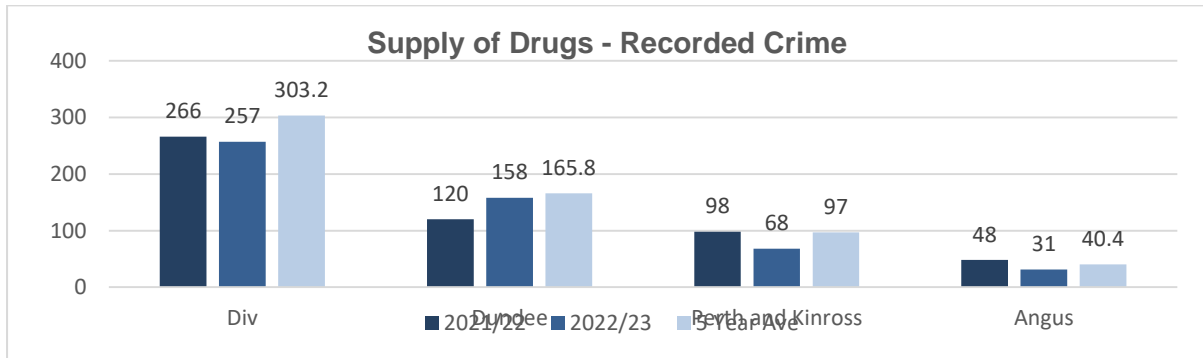
We continue to prioritise our response and enforcement through the development of quality intelligence and accurate analysis. This development and enforcement is coordinated locally by our Divisional Serious and Organised Crime Team and involves specialist support from colleagues in national Divisions including Organised Crime and Counter Terrorism Units and Operational Support Division.

Examples of operational activity during the reporting period are outlined below;

- In December 2022 2 males cautioned and charged after addresses in Perth were subject of enforcement and a significant quantity of controlled drugs and cash were recovered.
- In December 2022 County lines enforcement at an address in Perth resulted in the arrest of a 19 year old male from London and recovery of a quantity of crack cocaine and cash.

OFFICIAL

- In January 2023, 2 Eastern European males were intercepted while travelling through Perth and Kinross and Herbal Cannabis with an estimated street value of £156,000 was recovered.
- In March 2023, a Perth based male was arrested for the attempted importation of Cannabis with an estimated street value of £185,000. This was a joint operation with UKBA.



Proceeds of Crime

Civil Cash Seizures: £92,443

Expedited Civil Recoveries:

Assets for restraint: £214,250



**Counter
Terrorism and
Domestic
Extremism**

Prevent, Pursue,
Protect and
Prepare through
collaborative
preparedness

This activity will link in with and support the Perth and Kinross Community Plan 2017-2027 strategic priority:

- Creating a safe and sustainable place for future generations

This also supports the delivery of Police Scotland's strategic outcome:

- *Threats to public safety and wellbeing are resolved by a proactive and responsive police service*

CONTEST is the UK Government's Counter Terrorism Strategy. It was first developed by the Home Office in early 2003. The aim of the strategy is "to reduce the risk to the UK and its interests overseas from terrorism, so that people can go about their lives freely and with confidence." CONTEST is split into four work streams that are known within the counter terrorism community as the 'four P's': *Prevent, Pursue, Protect, and Prepare*.

- **Pursue:** the investigation and disruption of terrorist attacks.
- **Prevent:** work to stop people becoming terrorists or supporting terrorism or extremism.
- **Protect:** improving our protective security to stop a terrorist attack.
- **Prepare:** working to minimise the impact of an attack and to recover from it as quickly as possible.

At present the national threat level is SUBSTANTIAL meaning an attack is likely.

Divisional Officers continue to support partners and organisations in various CONTEST related matters including advice on security and protection of premises and the mitigation of physical and cyber-attacks.

A number of Community Officers are also trained as local CONTEST liaison officers providing a capacity to promote delivery of the strategy throughout communities as part of daily business.



Wildlife Crime

Reduce harm caused to certain birds, animals and plants including their habitats, both on land and sea

This activity will link in with and support the Perth and Kinross Community Plan 2017-2027 strategic priority:

- Creating a safe and sustainable place for future generations

This also supports the delivery of Police Scotland's strategic outcome:

- *The needs of local communities are addressed through effective service delivery*

Wildlife Crime is any act that is made illegal in Scotland under legislation with regard to certain birds, animals and plants including their habitats, both on land and at sea.

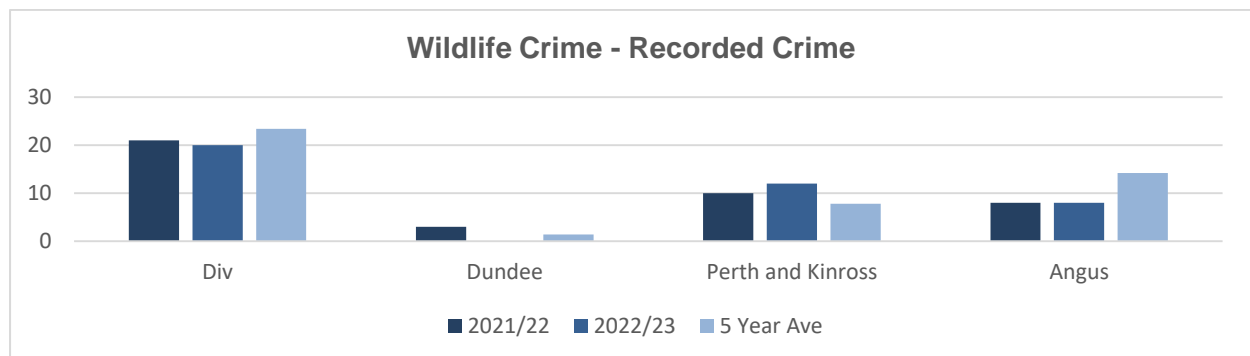
It includes the illegal disturbance, destruction, theft and sale of animals and plants both in the countryside and urban areas, and includes the destruction of and damage to protected habitats.

The overall number of Wildlife crimes recorded YTD has increased marginally when compared to 2021/22 (2 additional crimes).

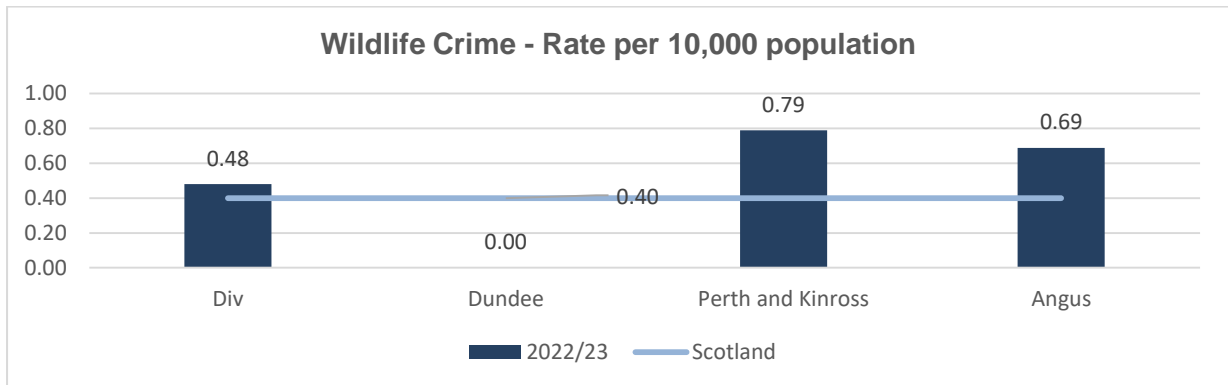
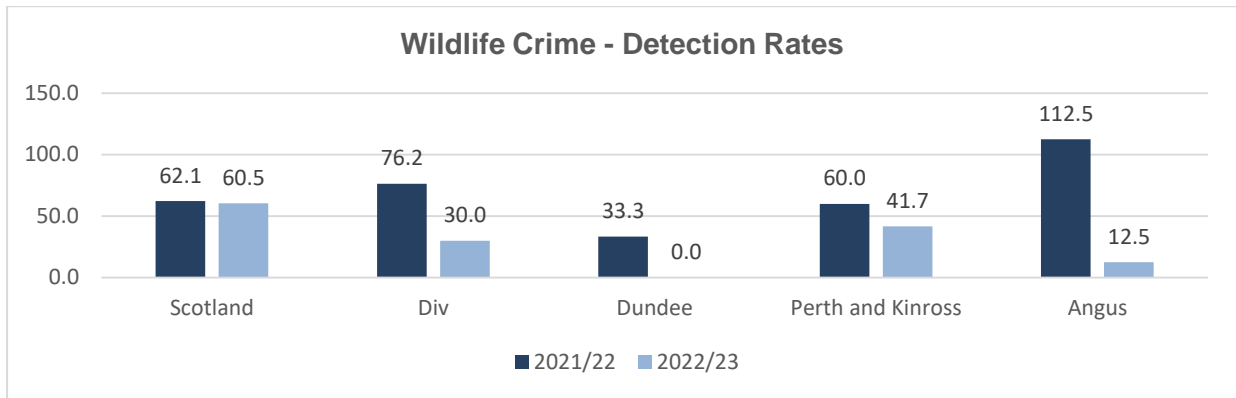
All Wildlife crimes are reviewed by a dedicated Wildlife Crime Liaison Officer based within CID who provides advice and guidance to investigating officers and acts as a direct link to national assets within Specialist Crime Division and wider partnerships.

Responsibility for the investigation of Wildlife crime can lie with any operational officer and a Wildlife Crime Toolkit has been created to ensure consistency of investigative practice and this is further supplemented by a new online training package for operational officers.

Detection rates for Wildlife crime are currently lower than LYTD, however a number of these crimes remain under active investigation with some awaiting the result of forensic examinations.



OFFICIAL



Complaints about the Police

Members of the public need to have confidence that should they wish to raise a concern or make a complaint about the quality of policing service provided or the actions of an individual, their concerns will be listened to and appropriate action taken.

Frontline Resolution (FLR) will be attempted for allegations which are non-serious, non-criminal and non-complex in nature. This involves resolution by explanation, apology or assurance. Where this cannot be achieved, a full enquiry in accordance with statutory guidance will be undertaken.

Should complainers remain dissatisfied with the handling of a complaint upon its completion, they may contact the Police Investigations and Review Commissioner (PIRC) to request an independent Complaint Handling Review.

Complaints Received

Table: Complaints received for Tayside Division (Apr-March) ¹

Category	LYTD	YTD	% change from LYTD
Complaints Received - TOTAL	571	509	-10.9%
Allegations Received - TOTAL	1004	865	-13.8%
Off Duty Allegations	2	2	0.0%
On Duty Allegations	662	512	-22.7%
Quality of Service Allegations	340	351	+3.2%

¹ Data is correct as at 31/03/2023

Complaints in Tayside have decreased by 10.9% YTD compared to the LYTD. This is driven by decreases in Angus of 32.9%, Perth & Kinross of 1.8% and Dundee City of 3.6%.

Allegations in Tayside have decreased by 13.8%. This is determined by a decrease in Angus of 36.9%, and within Dundee City of 13.8% and an increase in Perth & Kinross of 8.8%

Please note that the data above covers all complaints and allegations against Tayside Division. Therefore, this does not include resources from Specialist Divisions which provide services within the area (e.g. Contact, Command and Control).

Appendix

Rate 1 per 10,000 figures are based on the following population data:

2 - Mid-year population data based on extracts from National Records for Scotland (<http://www.nrscotland.gov.uk/>), as at April 2016.

3 - Due to when population data are published it is necessary to use earlier mid-year estimates in some calculations. As soon as more current population data are available, the above table will be updated.

	Reporting Period ³					
	2017/18	2018/19	2019/20	2020/21	2021/22	2022/23
	Mid-year Population Estimate (Total Persons) ²					
	2014	2015	2016	2017	2018	2019
FORCE / SCOTLAND	5 347 600	5 373 000	5 404 700	5 424 800	5 438 100	5 463 300
Tayside	413 800	415 040	415 470	416 090	416 080	417 470
Angus	116 740	116 900	116 520	116 280	116 040	116 200
Dundee City	148 130	148 210	148 270	148 710	148 750	149 320
Perth & Kinross	148 930	149 930	150 680	151 100	151 290	151 950