



PERTH AND KINROSS COUNCIL

Community Safety Committee – 19th August 2015

**PERTH AND KINROSS LOCAL POLICING AREA
PERFORMANCE RESULTS
1st April to 30th June 2015**

**Report by Chief Superintendent Eddie Smith
Police Scotland 'D' Division (Tayside)**

1. RECOMMENDATION

- 1.1 It is recommended that members note and scrutinise this operational report.

2. BACKGROUND

- 2.1 The purpose of this report (Appendix A) is to provide information to the Committee regarding the performance of Police Scotland against performance indicators that will facilitate local scrutiny.
- 2.2 Appendix A will provide context to the information provided in relation to performance and give information on some of the work which has taken place within Perth and Kinross Local Policing Area.
- 2.3 The data provided in this report is for information purposes to allow Board Members to conduct their scrutiny responsibilities.

3. PERFORMANCE

- 3.3 Performance Indicators detailed in Appendix A are subdivided into the following priorities within this report which are the Local Policing Priorities as identified in the 3 year Local Policing Plan.
- Serious and Organised Crime
 - Public Protection and Safety
 - Road Safety
 - Major Events and Planning
 - Theft, Housebreaking and Scams
- 3.4 Appendix A will also provide updates on:
- Antisocial Behaviour
 - Community Engagement

4. FINANCIAL IMPLICATIONS

4.1. There are no financial implications as a result of this report.

5. STAFFING IMPLICATIONS

5.1 There are no staffing issues as a result of this report.

6. ENVIRONMENTAL ISSUES

6.1 This report does not have any impact on the environment.

7. SUMMARY

7.1 The attached report updates members regarding significant operational matters and gives context to the performance of the local policing area.

8. COMPLIANCE

Is the proposal;

- | | |
|--------------------------------------|-----|
| (a) Human Rights Act 1998 compliant? | YES |
| (b) Equality & Diversity compliant? | YES |



PERTH & KINROSS COUNCIL

Community Safety Committee

Report by Chief Superintendent Eddie Smith
(Quarter ending 30th June 2015)



Contents

Background to this Report	page 3
Local Policing Priority Updates:	
Serious and Organised Crime	pages 4-5
Public Protection and Safety	pages 5-8
Road Safety	pages 8-9
Antisocial Behaviour	pages 10-11
Major Events and Planning	page 12
Theft, Housebreaking and Scams	pages 12-14
Community Engagement	pages 14-15
Multi Member Ward Breakdown	page 16

BACKGROUND TO THIS REPORT

As from April 2013, the Police and Fire Reform (Scotland) Act 2012 has required Police Scotland to produce and publish a Local Policing Plan (LPP) for each local authority area. The LPP clearly sets out the policing priorities for Perth and Kinross.

Performance in relation to the identified policing priorities is monitored and reviewed internally on a weekly basis. Quarterly reports are produced to allow scrutiny by Perth and Kinross Council Community Safety Committee. This report covers the period from 1st April 2015 to 30th June 2015.

Data provided in this report is for information purposes to allow Board Members to conduct their scrutiny responsibilities.

This report will make reference to crime groupings. Groups 1-4 refer to an amalgamation of four crime groups. They are Group 1, consisting of violent crime; Group 2 covering sexual offences; Group 3 covers a wide range of crimes of dishonesty; and Group 4 includes vandalism, fire-raising and malicious mischief.

Serious and Organised Crime

Tackling Serious and Organised Crime Groups (SOCGs) in Perth and Kinross remains a key priority.

The first quarter for 2015/2016 has shown the number of detections for drug supply, production and cultivation has increased and this can be directly attributed to continued Police focussed activity.

Since the 1st of April and up until the end of June 2015 we have executed several warrants and had significant drug recoveries.

In May a search warrant executed at the home address of a local male with links to serious and organised criminality. The male and his partner were found to be in the process of cutting and bagging cocaine within the living room and in excess of 250 grams of cocaine worth approximately £12000 was recovered during the search. The male is now awaiting trial on indictment and a significant custodial sentence is anticipated.

In June during the execution of a drugs search warrant a London based drug dealer was discovered within the house in possession of 7 grams of crack cocaine and a small amount of heroin. 3 persons were arrested for being concerned in the supply of controlled drugs from that address. The London male was found to be linked to gang crime in London and as a result of his arrest the public are certainly better protected from a dangerous criminal.

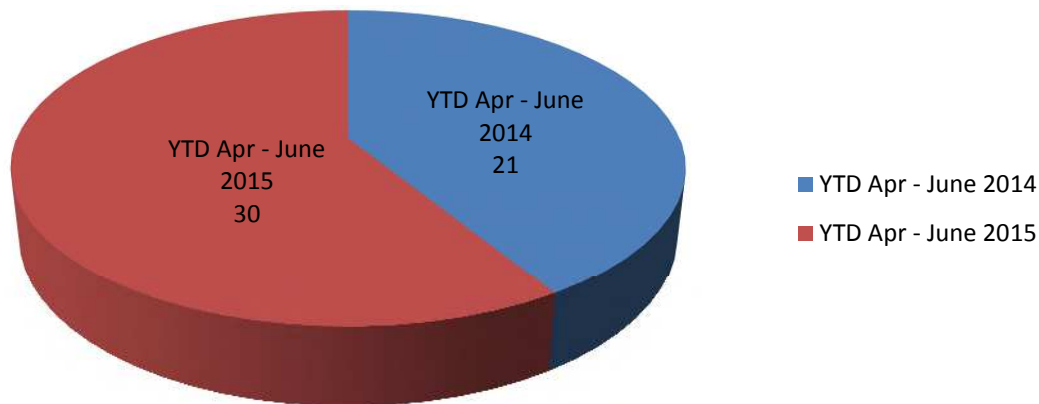
Following an extensive operation by Merseyside Police and Perth Community Investigation Unit, 2 local males at the head of a Perth organised crime group were arrested in June and remanded on charges of conspiracy to supply class A controlled drugs. Both males await trial on indictment and significant custodial sentences are anticipated.

The Community Investigation Unit have continued to work alongside partners from Perth and Kinross Council and NHS in tackling the impact the sale of NPS is having in the city centre. Through consultation with our community and our partners there is full agreement that individuals misusing NPS are having an anti-social impact in Perth and Kinross and we will continue to work with our partners to address this.

Serious and Organised Crime

		5 year average	Apr-June 2014	Apr-June 2015	% Change from last year
22	Number of detections for drugs supply, production, cultivation.	25.2	21	30	42.9%

Number of Detections for Drugs Supply, Production and Cultivation



Public Protection and Safety

Keeping People Safe is a key priority for the Police Service of Scotland.

Perth and Kinross local Policing area has seen an increase in violent crime, which includes the additional recording of 15 Serious Assault.

This is predominately due to a change in the Crime Recording Standards and a definition change of Serious assault.

The definition of Serious Assault has been expanded to capture all injuries where a laceration is closed using techniques including stitches, staples or glue and a presumption that permanent scarring will occur.

There has also been a slight increase in common assault, with an increase of 15 crimes compared to this time last year.

Robberies have reduced from 4 last year to 3 in the same period this year.

This period also shows a reduction of 4% in detection rates for recorded Hate crimes; however this equates to 25 crimes and 24 detections.

In order to reduce violence we continue to work closely with our partners and utilise a variety of specialised units available to us.

Officers continue to be deployed on "Centre Safe" duties which focus on foot patrols and licensed premises checks within the city centre.

We routinely deploy officers on Campaign Against Violence (CAV) duties, which ensures high visibility patrols in our priority locations.

In addition to the above the Community Safety team have been delivering workshops for raising awareness of Prevent (WRAP3) training.

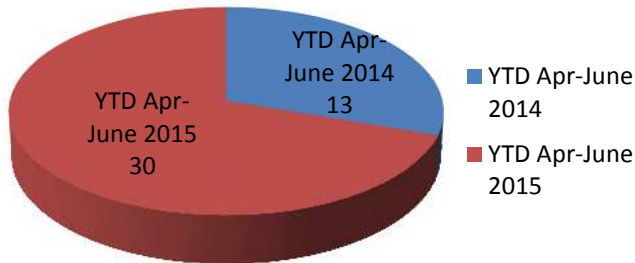
These workshops raise awareness of counter terrorism within communities in Perth and Kinross. Since the last report there have been 6 inputs at Highlands and Islands University at Perth College completed as well as inputs at Air Services, Perth Airport. There have been 4 training sessions at HMP Perth to prison officers.

As we move forward more of these inputs will be completed at HMP Perth and Perth and Kinross Council.

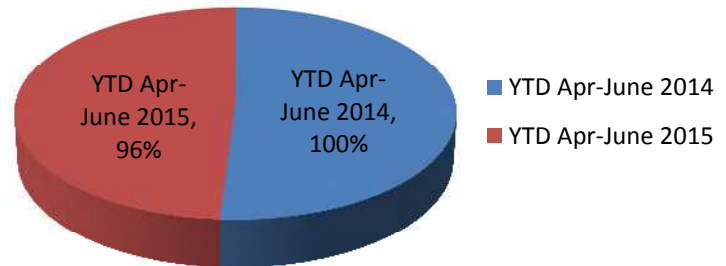
Public Protection and Safety

		5 year average	Apr-June 2014	Apr-June 2015	% change from last year
1	Total Number Group 1: Crimes of Violence	33.8	13	30	130.8%
2	Murder	0.4	-	1	-
3	Attempted Murder	3.6	1	1	-0.0%
4	Culpable Homicide (common law)	-	-	-	-
5	Culpable Homicide (other)	-	-	-	-
6	Serious Assault detection rate	100%	100%	95%	-5.0%
7	Serious Assault	12.4	5	20	300%
8	Robbery detection rate	97%	100%	66.7%	-33.3%
9	Robbery	8.6	4	3	-25.0%
10	Petty (Common) Assault detection rate	83.1%	88.1%	82.6%	-5.5%
11	Petty (common) Assault	324.6	312	327	4.8%
12	Stop and searches conducted				
Police Scotland is undergoing a test phase on a new stop and search database which went online on 1 June 2015. Validation and testing of the data is still ongoing and data collected for the period 1-30 June 2015 will appear in the August scrutiny board reports.					
14	Number of Domestic Abuse incidents reported to the Police	-	367	336	-8.4%
15	Total crimes and offences in Domestic Abuse incidents	-	267	237	-11.2%
16	Percentage of Domestic incidents that result in a crime being recorded	-	60.8%	53.3%	-7.5%
17	Total crimes and offences in Domestic Abuse incidents detection rate	-	80.5%	86.5%	6.0%
18	Total detections for Domestic Bail offences	-	17	18	5.9%
19	95% of initial Domestic Abuse Bail Checks are conducted within 24hrs	-	-	98.1%	-
20	Hate crime and offences detection rate	-	100%	96.0%	-4.0%
29	Number of Group 2: Crimes of Indecency	34.2	53	86	62.3%
30	Group 2 crimes detection rate	67.8%	83%	79.1%	-3.9%
31	Rape detection rate	67.9%	58.3%	64.7%	6.4%

Total No of Group 1 Crimes - Crimes of Violence



Hate Crime and Offences - Detection Rate



Road Safety

The strategic priority for road safety is keeping people safe on the roads of Perth and Kinross.

Since the last report there has been a reduction of people killed and seriously injured on roads in Perth and Kinross.

This can be attributed to Operation Zenith which was spoken about in the last report, and was launched on the 2nd of April 2015 to raise awareness amongst all road users about motorcycle safety during the summer months.

In addition to this, officers in Perth and Kinross have taken to the roads to support the trunk roads Policing department in educating drivers and riders, ensuring the promotion of safety as well as the enforcement of the legislation.

As a result of this the drink/drug detections have increased by 64.9% which is an addition of 61 cases compared to 37 last year.

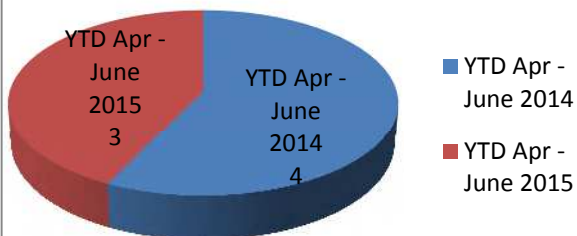
In addition to the high visibility patrols some of this increase can be attributed to the change in drink drive legislation.

In support of the strategic priority and in line with Community concerns, the Road Policing Unit is prioritising careless and dangerous driving offences. This has seen a positive effect with a 68.4% increase in the number of dangerous driving offences detected compared to the same period last year.

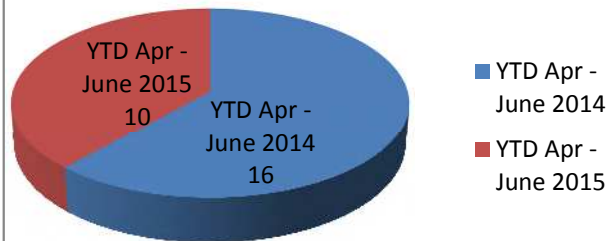
Road Traffic Statistics

		5 year average	Apr-June 2014	Apr-June 2015	% Change from last year
N/A	People Killed	-	4	3	-25.0%
N/A	People Seriously Injured	-	16	10	-37.5%
N/A	People Slightly Injured	-	1	3	200.0%
N/A	Children (aged <16) Killed	-	0	0	-
N/A	Children (aged <16) Seriously Injured	-	1	3	200.0%
33	Dangerous driving	16.2	19	32	68.4%
34	Speeding	465	337	501	48.7%
35	Disqualified driving	7.2	6	18	200%
36	Driving Licence	47.8	47	74	57.4%
37	Insurance	94.4	85	175	105.9%
38	Seat Belts	48	27	43	59.3%
39	Mobile Phone	78.6	64	118	84.4%

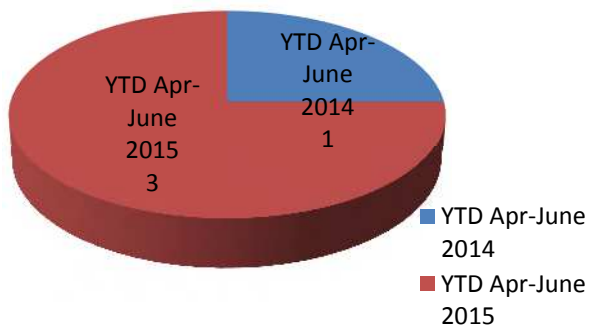
People Killed



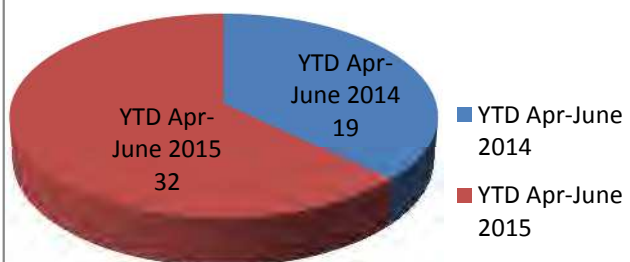
People Seriously Injured



Children (aged 16) Seriously Injured



Dangerous Driving



Antisocial Behaviour

Looking forward in to Spring/Summer, Police will continue to work closely with our partners to reduce antisocial behaviour during the school holidays and other key periods.

Since the last report we have focused our efforts in Kinross to provide public reassurance and address youth anti-social behaviour and low level crime.

Police Scotland has worked with partner agencies including Perth and Kinross Council Youth Services and Community Wardens to address this problem.

Whilst anecdotally we are still receiving reports from the community of youth issues a recent analytical report showed that youth related incidents reported to the police in the Kinross area was very much a reducing trend, with the period from 01/06 to 31/05/15 having the least amount of reported incidents since 2008 (18 reports) and a decline in calls between 2013 and 2014 seeing a reduction of 29%.

There have been 245 fewer calls of anti social behaviour since last year which is a reduction of 20% of complaints of disorder. It is acknowledge that the placement of a Community Sergeant within St Martins House, has greatly improved our partnership working and the above is just one example of this.

It is acknowledged that there is an increase of Vandalisms within the Perth and Kinross area from 171 last year to 329 this year. These can be attributed to incidents in Blairgowrie and Perth City North where several cars were damaged. Significant enquiry was completed into these offences and focused patrols continue in the affected areas.

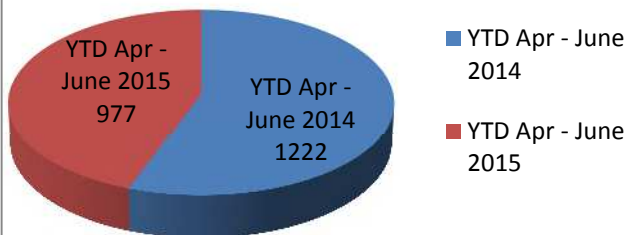
Operation Ironworks continues in St Fillans around Loch Earn proactively tackling anti-social behaviour, crimes of violence and environmental damage.

This community should have noticed a significantly increased presence of both police officers and national park personnel over the weekends although we are pleased to report that incidents have been minimal to date. These patrols will continue through to the end of September.

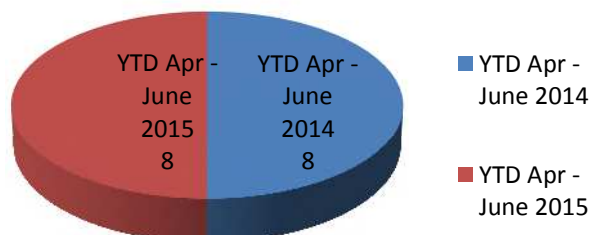
As we move forward into the next period Police Scotland will continue to work closely with our partners and the community to prevent and address any issues that arise.

Antisocial Behaviour					
		5 year average	Apr-June 2014	Apr-June 2015	% Change from last year
13	Number of complaints regarding disorder	-	1222	977	-20.0%
26	Vandalism & Malicious Mischief detection rate	36.4%	37.4%	21.9%	-15.5%
27	Vandalism & Malicious Mischief	238.4	171	329	92.4%
28	Number of detections for Consuming Alcohol in a designated place (where appropriate byelaws exist)	-	8	8	0.0%

Number of Complaints Regarding Disorder



Number of detections for Consuming Alcohol in a designated place



Major Events and Planning

As mentioned in the last report T in the Park was in the planning stages, this was granted and the event took place at Strathallen Castle, Auchterarder. This music festival commenced on Thursday 9th July 2015 and finish on Monday 13th July 2015. The event expected to attract around 80 000 visitors, from across the world.

There have been several media articles over the last period regarding the event and Police Scotland remains impartial. The Local Community Policing Team are in place to liaise and support local residents and businesses.

Community Watch launched at the end of April this has proved an excellent tool in community engagement and is updated on an almost daily basis by Police as well as various other partners who have signed up to it.

This engagement tool has been well received and our members continue to increase. Community watch will be utilised for the duration of TITP to ensure local residents are updated. In addition to this a new TITP Community Liaison e-mail address is up and running for the local community to use to highlight in T in the Park policing issues.

Theft, Housebreaking and Scams

As requested after the last report the definition of Housebreaking is as follows:

Theft by housebreaking is constituted whenever the security of the house is violated and some article abstracted or removed for the purpose of being carried off. It is not essential that the thief should have actually entered the building. The theft is complete if, for example, he draws the article towards him with some implement, even although he does not get the article into his hand.

However Housebreaking is not a substantive crime; there must be, in addition, a felonious intent. Housebreaking is only associated with theft, either as an aggravation thereof or with the intent to commit that crime.

The term 'house' applies not only to a dwelling house but also to any other roofed building, whether finished or unfinished or to any part of a building used as a separate dwelling, which is secured against intrusion by unauthorised persons.

To constitute housebreaking, not merely the sanctity, but the strength or security of the

building, must be overcome. It is not essential that actual damage should be caused to the building; the security of the building is overcome whenever entry is affected by what is not the usual, or intended, mode of entrance.

There are 3 modifiers for housebreaking related crime and a table is provided giving

examples of each category.

Where there is uncertainty as to the appropriate modifier to be applied, consideration should be given as to the use of the building e.g. a barn being used on a farm which is run as a business would be classed as a commercial premise, whereas a barn used on a non-working farm would be classed as a non-dwelling.

Housebreakings – includes attempts – includes dwelling house, non-dwelling and other premises.

It is good news since this time last year in that housebreakings within Perth and Kinross are down by 21% and detections remain constant.

There has also been a decrease in Thefts compared to this time last year although there has been a slight drop in detection rates.

Work continues to combat Rural crime and there is soon to be the implementation of a Rural Crime Governance group, this will assist in the coordination of this type of crime.

As mentioned in the previous report Police Scotland continue to work with the National Farmers Union and the other rural communities and work continues to have a toolkit put in place to assist with preventing and detection this crime.

Community Watch has been and will continue to be used to disseminate crime prevention advice, as well as for witness appeals.

Operation Monarda continues to run in order to support the ongoing prevention, intelligence, engagement and enforcement, of doorstep crime within Scotland, and to support the Force focus on keeping people safe, the Scotland wide doorstep crime initiative was delivered between 23rd – 29th March 2015, once again adopting the universally recognised Monarda name and structure.

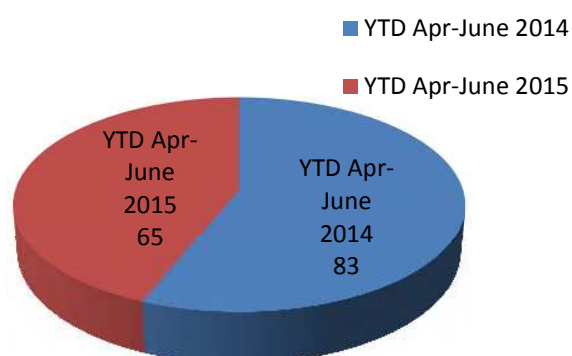
Kinross-shire officers have been and will continue to work with their counterparts from Fife to carry out co-ordinated road block checks in the rural areas crossing the Local Authority borders in an effort to detect criminals who travel into our areas to commit crime including theft by housebreaking.

A male was recently detected for attempting to break into sheds in the area and enquiries are ongoing to trace two perpetrators of a robbery at Balado on 17th June.

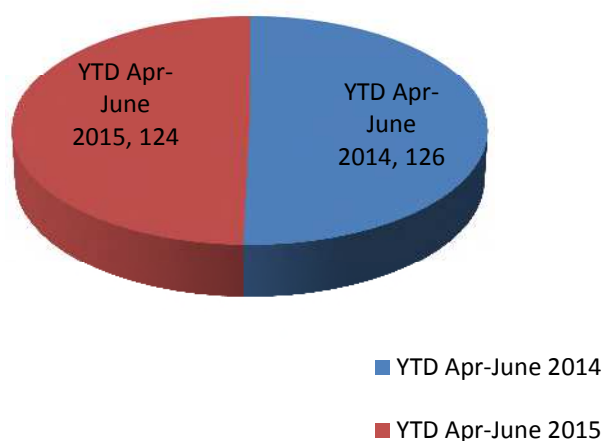
Looking ahead, in August Perth and Kinross Adult Financial Harm Group are meeting to review our years work and look at best practice. The local community safety team have plans to complete joint visits with trading standards to people within the community to provide crime prevention advice around SCAMS.

Housebreaking and Theft by Shoplifting

		5 year average	Apr-June 2014	Apr-June 2015	% Change from last year
22	Theft by housebreaking (including attempts) detection rate	34.2%	39.8%	38.5%	-1.3%
23	Theft by housebreaking (including attempts)	85.2	83	65	-21.7%
24	Theft by shoplifting detection rate	87.1	85.7	72.6	-13.1%
25	Theft by shoplifting	131.8	126	124	-1.6%

Theft by Housebreaking
- Total Reported

Theft by Shoplifting



Community Engagement

In April 2015 at Kinross Police Station with local Community Councils and Councillors Community Watch was launched to all areas of Perth and Kinross with exception of Perth city.

This has now become an embedded area of business for the local Policing team, and it is updated on a regular basis, with crime prevention advice, witness appeals as well as the weekly commander's bulletin.

Individuals can join Community Watch via the www.PKCommunityWatch.co.uk web site to receive community safety messages from the Community Safety Partnership. This is an excellent community engagement tool for agencies, improving the flow of information, keeping communities informed, keeping them safe. There are now a total of 338 registered members, although this does not include the members from Neighbourhood watch.

Our local Kinross Community Watch is now linked to Fife's rural watch and so information on rural crime including housebreakings is being shared on this mechanism across the local authority borders to keep the community up to date.

Recently a multi agency event took place at Crieff Art Centre with our partners from MEAD for the non British born workers in the area. This went well and important legal advice was provided including drink drive and insurance legislation.

Since the last report the local community Policing team has hosted community engagement events in Kinross-shire (Kinross), Strathallan (Auchterarder) and Highland Perthshire (Aberfeldy).

The Strathallan event took place in May and in particular was very well attended by local residents, business owners and Community Councils. This offered an opportunity to hear about and sign up to Community Watch, speak to a representative from Police Scotland Recruitment, meet and speak with the community policing team and to have any questions answered by the T in the Park planning team both from Police Scotland and D F Concerts.

As we move forward, the local community Policing team will look to hold similar events in other ward areas.

NOT PROTECTIVELY MARKED

	Almond and Earn			Blairgowrie and Glens			Carse of Gowrie			Highland		
	Rec	Det	%	Rec	Det	%	Rec	Det	%	Rec	Det	%
Groups 1-5	39	19	48.7%	112	32	28.6%	51	25	49%	49	17	34.7%
Groups 1-4	37	16	43.2%	102	23	22.5%	44	17	38.6%	43	11	25.6%
All Group 1	-	-	-	-	-	-	-	-	-	2	2	100%
Murder/Attempt Murder	-	-	-	-	-	-	-	-	-	-	-	-
Serious Assault	-	-	-	-	-	-	-	-	-	2	2	100%
Robbery	-	-	-	-	-	-	-	-	-	-	-	-
Common Assault	10	9	90%	26	22	84.6%	9	10	111.1%	9	9	100%
Knives/Offensive Weapons	-	-	-	2	2	100%	-	-	-	-	-	-
Drugs Supply/Production	1	1	100%	1	1	100%	-	-	-	-	-	-
All Group 2	6	6	100%	4	4	100%	5	3	60%	4	1	25%
Housebreaking	4	-	-	6	-	-	6	1	16.7%	5	-	-
Shoplifting	-	1	-	11	6	54.5%	-	1	-	3	2	66.7%
	Kinross-shire			Perth City Centre			Perth City North			Perth City South		
	Rec	Det	%	Rec	Det	%	Rec	Det	%	Rec	Det	%
Groups 1-5	49	28	57.1%	455	259	56.9%	222	103	46.4%	90	42	46.7%
Groups 1-4	47	24	51.1%	301	146	48.5%	173	60	34.7%	81	36	44.4%
All Group 1	1	-	-	15	14	93.3%	6	6	100%	2	1	50%
Murder/Attempt Murder	-	-	-	1	1	100%	-	-	-	-	-	-
Serious Assault	-	-	-	13	12	92.3%	3	3	100%	-	-	-
Robbery	1	-	-	-	-	-	2	2	100%	-	-	-
Common Assault	21	16	76.2%	112	91	81.3%	58	46	79.3%	21	16	76.2%
Knives/Offensive Weapons	-	1	-	5	5	100%	2	2	100%	-	-	-
Drugs Supply/Production	-	-	-	18	16	88.9%	4	4	100%	1	1	100%
All Group 2	4	4	100%	19	15	78.9%	11	6	54.5%	8	6	75%
Housebreaking	9	5	55.6%	9	8	88.9%	7	2	28.6%	4	1	25%
Shoplifting	2	3	150%	73	57	78.1%	23	18	78.3%	6	2	33.3%
	Strathallan			Strathearn			Strathmore			Strathtay		
	Rec	Det	%	Rec	Det	%	Rec	Det	%	Rec	Det	%
Groups 1-5	52	14	26.9%	78	45	57.7%	85	29	34.1%	45	25	55.6%
Groups 1-4	48	9	18.8%	64	32	50%	73	23	31.5%	37	16	43.2%
All Group 1	-	-	-	2	2	100%	2	2	100%	-	-	-
Murder/Attempt Murder	-	-	-	-	-	-	1	1	100%	-	-	-
Serious Assault	-	-	-	2	2	100%	-	-	-	-	-	-
Robbery	-	-	-	-	-	-	-	-	-	-	-	-
Common Assault	20	16	80%	14	13	92.9%	15	12	80%	9	7	77.8%
Knives/Offensive Weapons	-	-	-	-	-	-	2	2	100%	1	1	100%
Drugs Supply/Production	-	-	-	5	5	100%	-	-	-	2	2	100%
All Group 2	2	2	100%	8	8	100%	8	7	87.5%	6	5	83.3%
Housebreaking	2	1	50%	5	5	100%	3	1	33.3%	3	1	33.3%
Shoplifting	3	-	-	-	-	-	2	-	-	-	-	-

NOT PROTECTIVELY MARKED

Contact Details

Divisional Commander - Chief Superintendent Eddie Smith
D Division HQ
West Bell Street, Dundee

Area Commander - Chief Inspector Ian Scott
Perth & Kinross Local Policing Area (LPA) HQ
Barrack Street, Perth