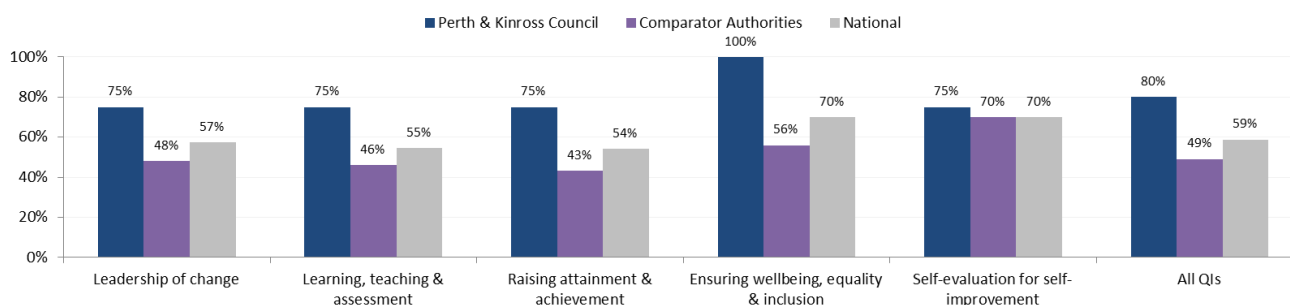


Appendix E: Cumulative Primary School and Pre School Inspection Performance relative to Comparator Authorities¹, by Quality Indicator, Academic Years 2016/17 – 2018/19

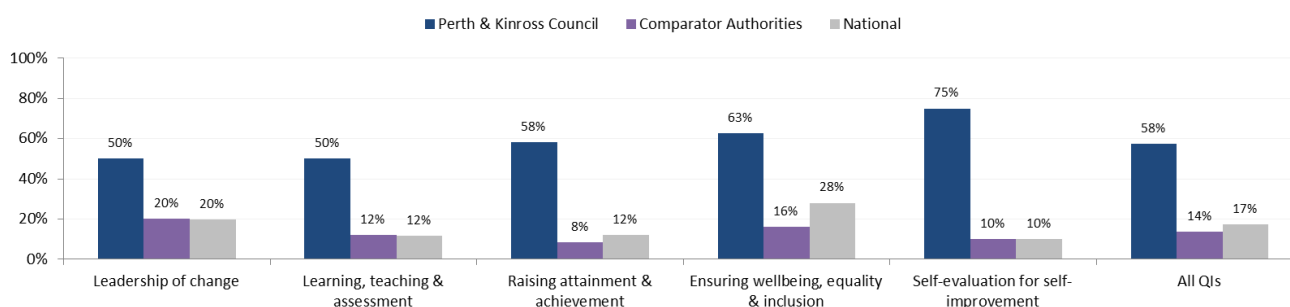
Commentary: Although inspection numbers are still relatively low within the new model, performance is consistently good across all quality indicators and well above comparators averages, especially at the higher end of ‘very good or better’.

Primary Schools

Quality Indicators (QIs) - Good or better (%)



Quality Indicators (QIs) - Very Good or better (%)



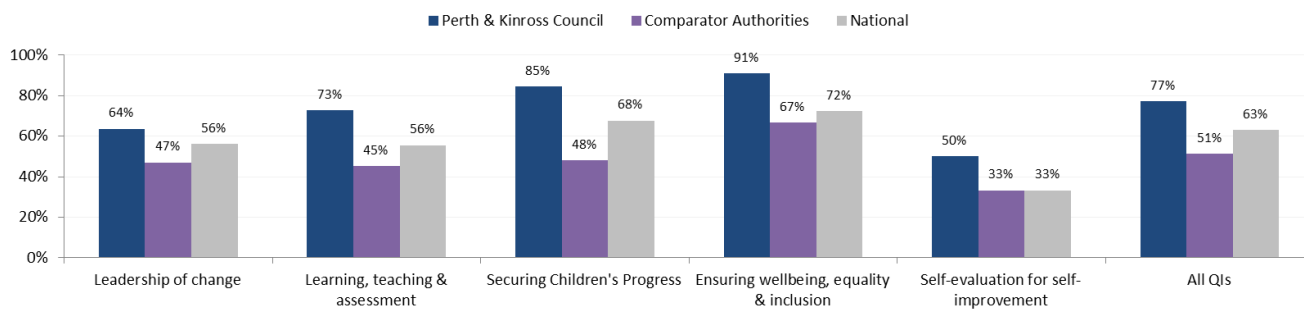
Quality Indicator	Leadership of Change	Learning, teaching & assessment	Raising attainment & achievement	Ensuring wellbeing, equality & inclusion	Self-evaluation for self-improvement ²	All Quality Indicators
No. of Inspections in PKC	8	8	12	8	4	40

¹ Argyll and Bute, Aberdeenshire, Stirling, Scottish Borders and Highland Council. Comparator data up to July 2018 only.

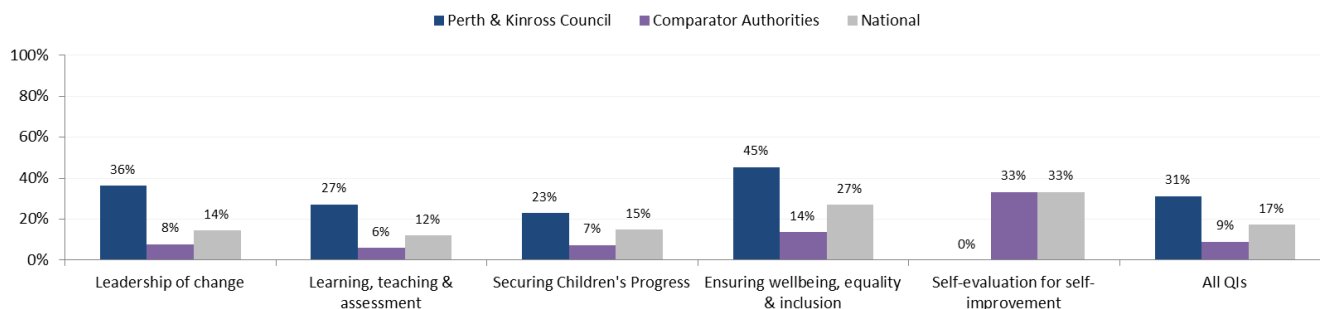
² This indicator is only inspected in the ‘Short’ inspection model.

Pre School Centres

Quality Indicators (QIs) - Good or better (%)



Quality Indicators (QIs) - Very Good or better (%)



Quality Indicator	Leadership of Change	Learning, teaching & assessment	Securing Children's Progress	Ensuring wellbeing, equality & inclusion	Self-evaluation for self-improvement	All Quality Indicators
No. of Inspections in PKC	11	11	13	11	2	48