



QUARTERLY MONITORING REPORT

Covering the activities and performance in support of the Local Fire and Rescue Plan for Perth & Kinross.



SCOTTISH
FIRE AND RESCUE SERVICE
Working together for a safer Scotland

Quarter Four: 2020/21

**Working together
for a safer Scotland**



ABOUT THE STATISTICS IN THIS REPORT

The activity totals and other statistics quoted in this report are provisional in nature and subject to change as a result of ongoing quality assurance and review.

Because all statistics quoted are provisional there may be differences in the period totals quoted in our reports after original publication which result from revisions or additions to the data on our systems.

From 2015-16 onwards responsibility for the publication of end-year statistical data transferred from the Scottish Government to the SFRS. This change of responsibility does not affect the status of the figures quoted in this and other SFRS reports presented to the Committee.

TABLE OF CONTENTS	PAGE
Introduction	5
Quarterly Performance Summary	6
Quarterly Performance Highlights	7
Priority 1 - Improving Fire Safety in The Home	8
HI 1 – Accidental Dwelling Fires (ADF)	8
HI 2 – ADF Fatal Casualties	9
HI 3 – ADF Non-Fatal Casualties	9
Priority 2 - Improving Fire Safety and Resilience in the Business Community	10
HI 4 - Non-Domestic Building Fires	10
HI 5 – Fatal Casualties in Non-Domestic Buildings	10
HI 6 – Non-Fatal Casualties in Non-Domestic Buildings	10
Priority 3 - Minimising the Impact of Unintentional Harm	12
HI 7 – Road Traffic Collision (RTC) Incidents	12
HI 8 – Fatal RTC Casualties	12
HI 9 – Non-Fatal RTC Casualties	12
Priority 4 - Reducing Unwanted Fire Alarm Signals	14
HI 10 – Unwanted Fire Alarm Signals (UFAS)	14
Priority 5 - Reducing Deliberate Fires	16
HI 11 – Deliberate Primary Fires	16
HI 12 – Deliberate Secondary Fires	16
Priority 6 - Effective Risk Management and Operational Preparedness	18
Activity Update	
APPENDIX 1: COMMUNITY SAFETY ENGAGEMENT PROGRAMMES	19
APPENDIX 2: NOTABLE INCIDENTS / EVENTS	21

This page is intentionally blank

INTRODUCTION

This quarter four monitoring report covers the SFRS's performance and activities in support of the six priorities in the Local Fire and Rescue Plan for Perth & Kinross, namely:

- Priority 1 - Improving fire safety in the home
- Priority 2 - Improving fire safety and resilience in the business community
- Priority 3 - Minimising the impact of unintentional harm
- Priority 4 - Reducing unwanted fire alarm signals
- Priority 5 - Reducing deliberate fires
- Priority 6 - Effective risk management and operational preparedness













As well as supporting the six priorities in the Local Fire and Rescue Plan for Perth & Kinross, this monitoring report shows how SFRS activities and performance contribute to the wider priorities of the Perth & Kinross Council Community Planning Partnership (CPP), as set out in the Perth & Kinross Community Plan (LOIP).

The figures in this report are provisional, to provide the Committee with the SFRS's direction of travel in the Perth & Kinross area, in terms of performance against headline indicators and targets. Most figures will not change; however, members should note that there may be some small variations for some indicators when the final confirmed figures are published by the SFRS.




The Perth & Kinross Council Housing and Communities Committee agreed the new Local Fire and Rescue Plan for Perth & Kinross on 2 December 2020, covering a three-year period. In support of delivering the priorities in this plan, 12 headline indicators and targets have been set, and form the basis of this quarterly monitoring report.

PERFORMANCE SUMMARY

The table below provides a summary of quarter four activity and year to date (YTD) performance against Headline Indicators and annual targets. It aims to provide, at a glance, our direction of travel during the current reporting year.

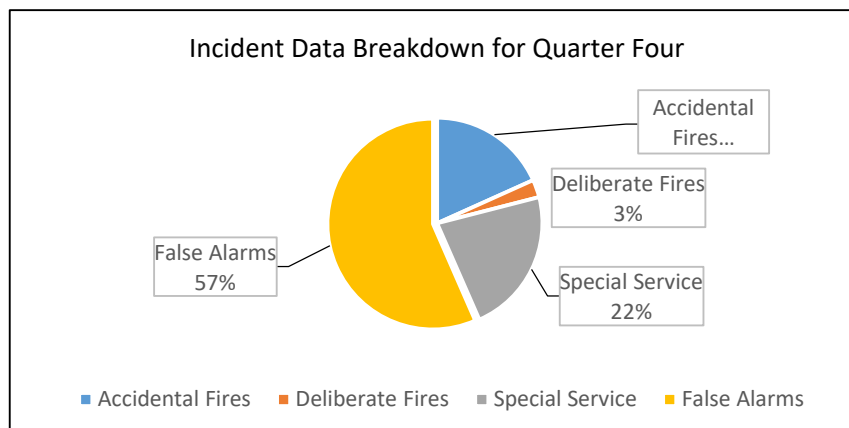
<p>HI 1 Accident Dwelling Fires (ADF)</p>  <p>Q4 – 19 Incidents YTD – 98 Incidents Annual Target – 120 Incidents</p>	<p>HI 2 ADF Fatal Casualties</p>  <p>Q4 – 0 YTD – 0 Annual Target – 0</p>	<p>HI 3 ADF Non-Fatal Casualties</p>  <p>Q4 – 3 YTD – 18 Annual Target – 19</p>
<p>HI 4 Non-domestic Building fires</p>  <p>Q4 – 9 Incidents YTD – 43 Incidents Annual Target – 55 Incidents</p>	<p>HI 5 Fatal Casualties in Non-Domestic Building Fires</p>  <p>Q4 – 0 YTD – 0 Annual Target – 0</p>	<p>HI 6 Non-Fatal Casualties in Non-Domestic Building Fires</p>  <p>Q4 – 0 YTD – 0 Annual Target – 2</p>
<p>HI 7 Road Traffic Collision (RTC) Incidents</p>  <p>Q4 – 13 Incidents YTD – 59 Incidents Annual Target – 83 Incidents</p>	<p>HI 8 Fatal RTC Casualties</p>  <p>Q4 – 1 YTD – 1 Annual Target – 4</p>	<p>HI 9 Non-Fatal RTC Casualties</p>  <p>Q4 – 10 YTD – 26 Annual Target – 70</p>
<p>HI 10 Unwanted Fire Alarm Signals</p>  <p>Q4 – 140 Incidents YTD – 593 Incidents Annual Target – 528 Incidents</p>	<p>HI 11 Deliberate Primary Fires</p>  <p>Q4 – 1 Incidents YTD – 25 Incidents Annual Target – 29 Incidents</p>	<p>HI 12 Deliberate Secondary Fires</p>  <p>Q4 – 11 Incidents YTD – 63 Incidents Annual Target – 74 Incidents</p>

Year-to-Date Legend

	Below headline target
	Less than 10% above headline target
	More than 10% above headline target

PERFORMANCE HIGHLIGHTS

During Quarter four (January - March) the SFRS attended a total of 446 incidents across Perth & Kinross.



Of the 12 headline indicators and targets, the following performance should be noted for Quarter Four 20/21:

- The number of **Accidental Dwelling Fires (ADF's)** continues to decrease in the long term, reporting one of the lowest YTD numbers of ADFs in the last three years (98 incidents against an average of 110). The numbers during quarter four (19) reflects a decrease on same quarter last year (23) and on the three-year average (22)
- There were no **ADF Fatal Casualties**
- The number of **ADF Non-fatal Casualties** (4) this, is equal to the three year average.
- The number of **Non-Domestic Building fires** is reflecting a decrease for this quarter (9) against a three-year average (15). There were no fatal casualties and no non-fatal casualties reported for quarter four in non-domestic building fires.
- The number of **Road Traffic Collisions** for quarter four is reporting a decrease against the three year average for this quarter (13 against 17). There is also a decrease on the same quarter last year and the YTD numbers. There was one **Fatal RTC Casualty** reported for this quarter and **Non-Fatal RTC Casualties** is reporting 10. The number of RTC casualties is the lowest for the last three years for this quarter and YTD.
- The number of **Unwanted Fire Alarm Signals (UFAS)** caused by automatic fire alarms in non-domestic buildings reports an increase, 140 against a three-year average of 136. YTD figures for 20/21 is however slightly below average 593 against 597.
- The number of **Deliberate Primary Fires** is reflecting a decrease against the average, one incident against an average of eight. YTD figures have decreased also against the average slightly, 25 against 29. The number of **Deliberate Secondary Fires** is reporting a decrease for this quarter, 11 against an average of 14 and a larger decrease YTD 63 against an average of 95.

PRIORITY 1 - IMPROVING FIRE SAFETY IN THE HOME

HI 1 – Accidental Dwelling Fires (ADF)

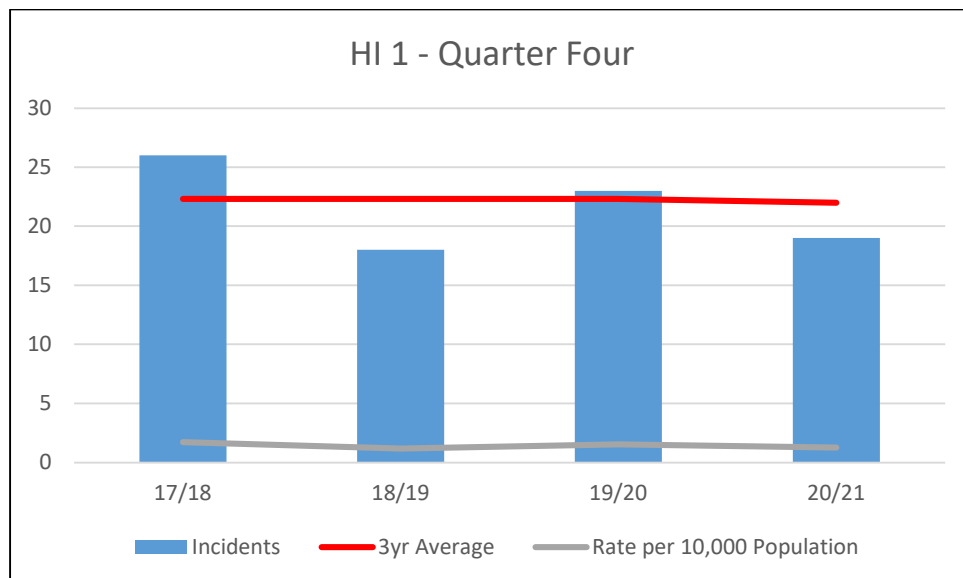


Table 1: Year to Date (January - March) Performance

	17/18	18/19	19/20	20/21	Annual Target
H1: ADF's	113	111	106	98	120

HI 2 - ADF Fatal Casualties & HI 3 - ADF Non-Fatal Casualties

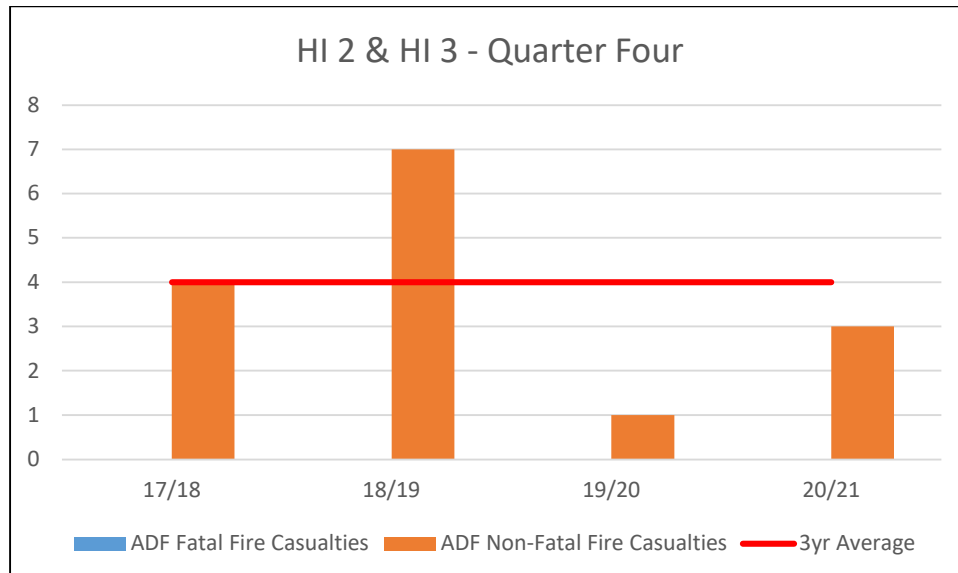


Table 2: Year to Date(January- March) Performance

	17/18	18/19	19/20	20/21	Annual Target
H2: ADF Fatal Casualties	0	0	0	0	0
H3: ADF Non-Fatal Casualties	20	18	29	18	19

Indicator Description

The largest single type of primary fire in Perth & Kinross is ADF in the home and their prevention is a key focus of the Service's community safety activity.

HI 1 – Accidental Dwelling Fires

As a headline target, the aim is to reduce the rate of ADF's, in a growing Perth & Kinross population, by keeping these fires **below 120**, each year.

HI 2 – ADF Fatal Casualties

This indicator counts those people for whom fire has been clearly identified as the cause of death, even if they die some-time after the actual fire. Those who die at, or after, the fire but where fire is **not** identified as the cause of death are not included in these figures. As a headline target, the aim is to have **Zero ADF Fatal Casualties**, in Perth & Kinross each year.

HI 3 – ADF Non-Fatal Casualties

This headline target counts all types of non-fatal fire injury in the home, including precautionary checks. As a headline target, the aim is to reduce the risk of injury from fire in the home, in an increasing Perth & Kinross population, by keeping fire injuries **below 19**, each year.

What we aim to Achieve

As well as helping to deliver Priority One: *Improving Fire Safety in the Home*, meeting the headline targets will also support a long-term vision in the Perth & Kinross LOIP.

We also link this headline target to improving the following Perth & Kinross LOIP objectives:

- Developing educated, responsible and informed citizens
- Supporting people to lead independent, healthy and active lives
- Creating a safe and sustainable place for future generations

Performance Management

There were 19 ADF's reported during quarter four, which reflects fewer fires for the same quarter last year which was 23. The three-year average is (22). The fire damage in eight incidents was reported as low level and nine medium and only two which sustained significant damage. Of the 19 fires, 15 had previously been fitted with smoke detection, of which 14 operated and gave early warning to the occupiers. The total number of ADF's continues to decrease in the long term, currently we are reporting the lowest number of fires within this category for the last five years, as a result of a number community safety initiatives delivered through partnership working. We are therefore showing **Green** for achieving the HI 1 annual target.

There was no ADF Fatal Casualties during quarter four. We are therefore showing **Green** for achieving the HI 2 annual target.

There were three ADF Non-Fatal Casualties during quarter four, two received first aid on scene and another received a preliminary check-up from ambulance staff. We are showing **Green** against the HI 3 annual target. Within Perth & Kinross we will continue to work with our partners to ensure we positively contribute to reducing the risk to our communities and staff by analysis of our operational activities and targeting those most at risk and vulnerable, particularly around unintentional harm in the home. These targeted initiatives will continue to develop and improve as we move forward together to ensure we provide the most appropriate support for our communities regarding unintentional harm.

PRIORITY 2 – IMPROVING FIRE SAFETY AND RESILIENCE IN THE BUSINESS COMMUNITY

HI 4 - Non-Domestic Building Fires

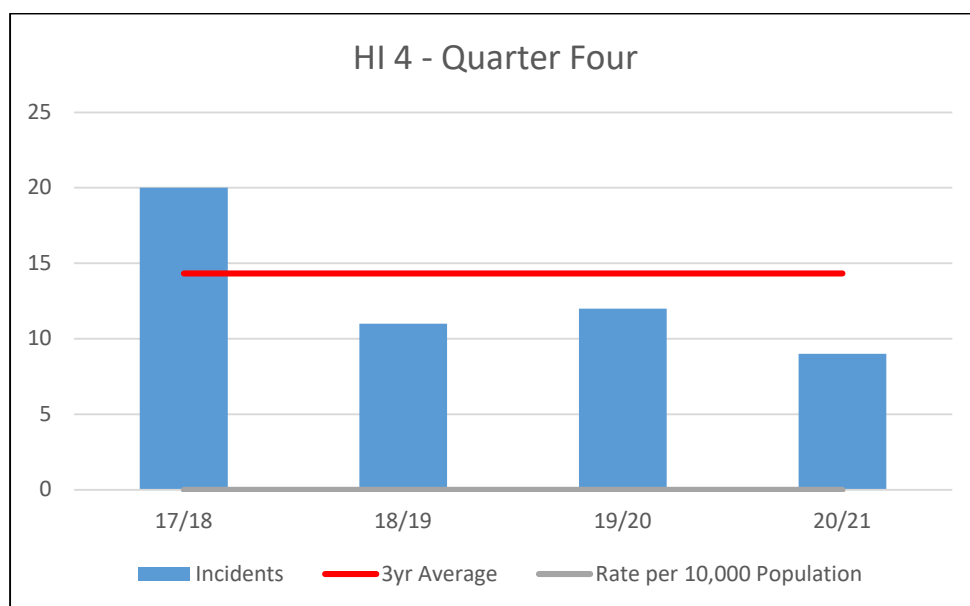


Table 3: Year to Date (January - March) Performance

	17/18	18/19	19/20	20/21	Annual Target
H4: Non-domestic Building Fires	57	53	63	43	55

HI 5 – Fatal Fire Casualties in Non-Domestic Buildings & HI 6 – Non-Fatal Fire Casualties in Non-Domestic Buildings

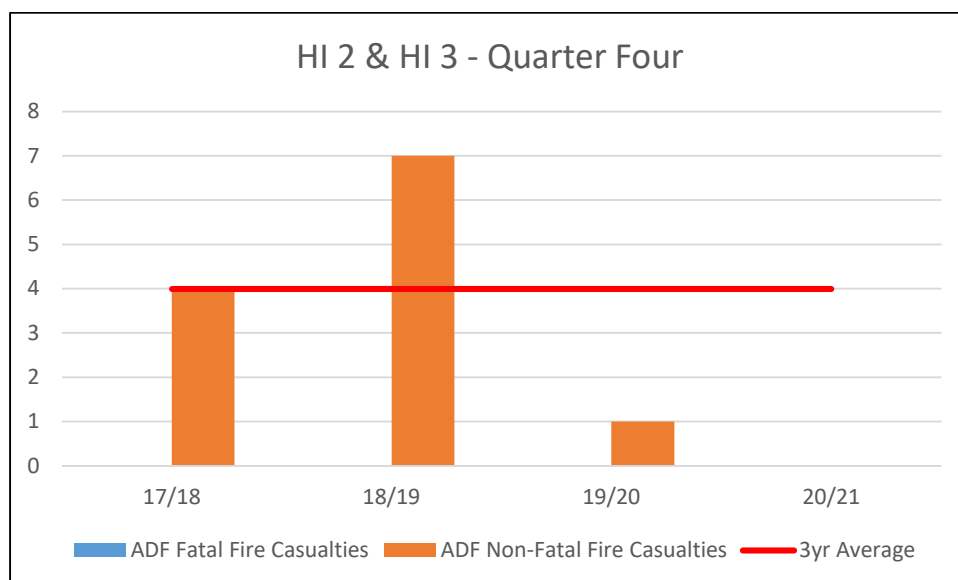


Table 4: Year to Date (January-March) Performance

	17/18	18/19	19/20	20/21	Annual Target
H5: Fatal Fire Casualties	0	0	1	0	0
H6: Non-Fatal Fire Casualties	2	1	2	0	9

Indicator Description

These headline indicators and targets cover the types of non-domestic buildings applicable to Part 3 of the Fire (Scotland) Act 2005 ('The Act') (e.g. care homes, hotels and hospitals etc.) and is designed to reflect the effectiveness of fire safety management in respect of these types of buildings.

HI 4 - Non-Domestic Building Fires Applicable to the Act

As a headline target, the aim is to reduce the rate of fires in non-domestic buildings (where The Act applies), by keeping these fires **below 55**, in Perth & Kinross each year.

HI 5 – Fatal Fire Casualties in Non-Domestic Building Fires Applicable to the Act

This indicator counts those people for whom fire has been clearly identified as the cause of death, even if they die sometime after the actual fire. Those who die at, or after, the fire but where fire is **not** identified as the cause of death are not included in these figures. As a headline target, the aim is to have **Zero Fatal Fire Casualties** in non-domestic buildings applicable to the Act, in Perth & Kinross each year.

HI 6 – Non-fatal Fire Casualties in Non-Domestic Building Fires Applicable to the Act

This headline target counts all types of non-fatal fire injury in non-domestic buildings, including precautionary checks. As a headline target, the aim is to reduce risk of injury from fire in non-domestic buildings, by keeping fire injuries **below 9**, in Perth & Kinross each year.

What we aim to Achieve

As well as helping to deliver Priority Two: *Improving Fire Safety and Resilience in the Business Community*, we also link this headline target to improving the following Perth & Kinross LOIP outcomes:

- Promoting a prosperous, inclusive and sustainable economy
- Supporting people to lead independent, healthy and active lives
- Creating a safe and sustainable place for future generations

Performance Management

There were nine fires in non-domestic buildings during quarter four which reflects a decrease from the same quarter last year with (13). This also reflects a decrease for the quarter against the three-year average (15). Five incidents resulted in minor damage and the remaining four suffered medium heat/fire and smoke damage. This therefore is showing **Green** against the HI 4 annual target to date.

There were no Non-Domestic Fatal Fire Casualties and no Non-Domestic Casualties during quarter three. YTD, we are showing **Green** against the HI 6 annual target.

The COVID pandemic restrictions have impacted our ability to undertake fire safety audits within commercial buildings. In total, 92 fire safety audits were completed, due to the restrictions almost all the audits completed were undertaken remotely, this was particularly evident within care homes and hospitals. A great deal of fire safety enforcement activity involved the engagement with local businesses to ensure they were maintaining safety critical procedures during these uncertain times. There were no enforcement/formal notices issued during this period and we have completed all our 20/21 framework audits in quarter four.

Fire Safety Enforcement Officers (FSEO's) will continue to provide the most appropriate level of support to local businesses to enable suitable and timely legislative fire safety guidance and enforcement to be undertaken. We also continue to engage with business forums to ensure appropriate information is given to the business community.

PRIORITY 3 – MINIMISING THE IMPACT OF UNINTENTIONAL HARM

HI 7 – Road Traffic Collision (RTC) Incidents

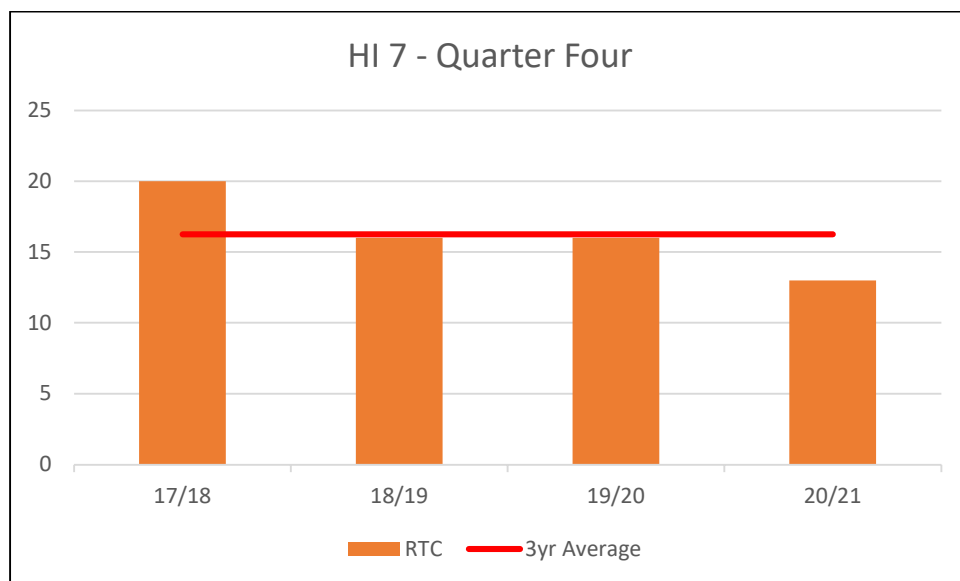


Table 5: Year to Date (January - March) Performance

	17/18	18/19	19/20	20/21	Annual Target
H7: RTC Incidents	118	83	88	59	83

HI 8 – Fatal RTC Casualties & H9 – Non-Fatal RTC Casualties

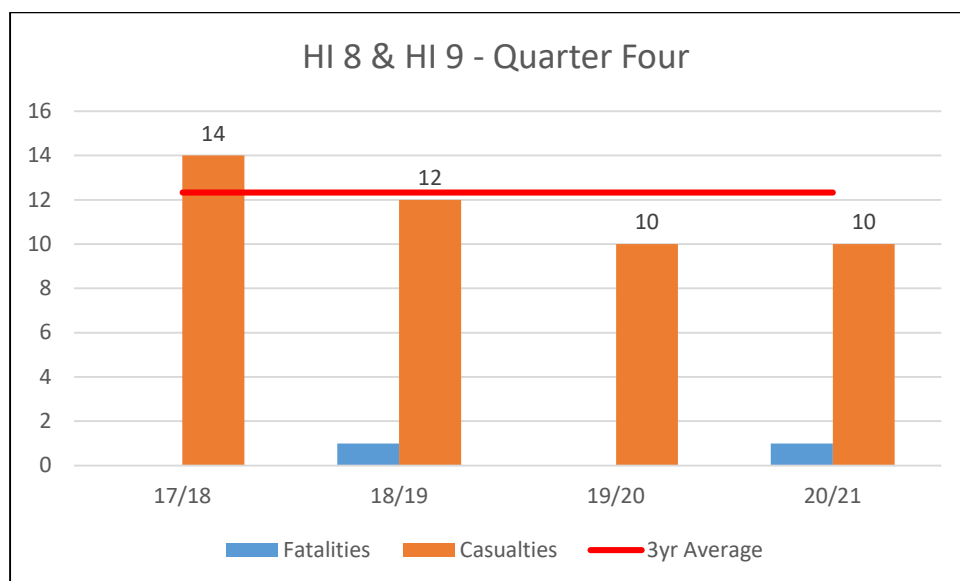


Table 6: Year to Date (January - March) Performance

	17/18	18/19	19/20	20/21	Annual Target
H8: Fatal RTC Casualties	4	7	1	1	4
H9: Non-Fatal RTC Casualties	99	73	69	26	70

Indicator Description

The SFRS has become increasingly involved in more non-fire related prevention work, in support of its role in promoting the wider safety and well-being of its communities, including minimising the impact of unintentional harm. The headline indicators and targets reflect the fact that most of non-fire related incidents attended by the SFRS in Perth & Kinross are RTC Incidents.

HI 7 - RTC Incidents

As a headline target, the aim is to reduce the rate of RTC incidents, by keeping them **below 83** each year.

HI 8 – Fatal RTC Casualties

As a headline target, the aim is to reduce the risk of death from RTC's in Perth & Kinross, by keeping them **below 4** each year.

HI 9 - Non-fatal RTC Casualties

As a headline target, the aim is to reduce the risk of injury from RTC's in Perth & Kinross, by keeping non-fire injuries **below 70** each year.

What we aim to Achieve

As well as helping to deliver Priority Three: *Minimising the Impact of Unintentional Harm*, we also link these headline targets to improving the following Perth & Kinross LOIP outcomes:

- Developing educated, responsible and informed citizens
- Supporting people to lead independent, healthy and active lives
- Creating a safe and sustainable place for future generations

Performance Management

We attended 13 RTC Incidents, to assist with safety of the incident scene and release/extricate occupants trapped in the vehicles as a result of a collision. This is equal to the same quarter last year and a reduction on the three year average of 17. Of the 13 incidents attended six required more technical extrication to release casualties. We are showing **Green** for achieving the HI 7 annual target.

Of all the RTC Incidents we attended during quarter four there was unfortunately one recorded fatality, therefore we are showing **Green** for achieving the HI 8 annual target.

Of the 13 RTC Incidents we attended during quarter four there were 10 non-fatal casualties which reflects a decrease on the same quarter last year (17), a decrease in the three-year average (17). YTD, we are reporting 26 non-fatal casualties which is the lowest for the last five years. The three-year YTD average is 80, therefore we are showing **Green** for achieving the HI 9 annual target.

This type of incident accounts for around 3% of all incidents and 16% of all special service incidents attended this quarter. However, these types of incidents account for a high number of casualties every year which requires a multi-agency partnership approach to reduce these risks to people on our roads. Road Safety within Perth & Kinross has established a Road Safety Partnership to ensure we review our current position. This multi-agency group is reviewing this area of work locally with a view to establishing priorities for the partnership moving forward which will influence the content of Perth and Kinross Road Safety plan and subsequent actions. The Road Safety Plan is now in place which is supported by an annual action plan. These actions will ensure we work, as a partnership, towards integrating Road Safety initiatives that will reduce the impact of this type of incident locally.

PRIORITY 4 - REDUCING UNWANTED FIRE ALARM SIGNALS

HI 10 – Unwanted Fire Alarm Signals

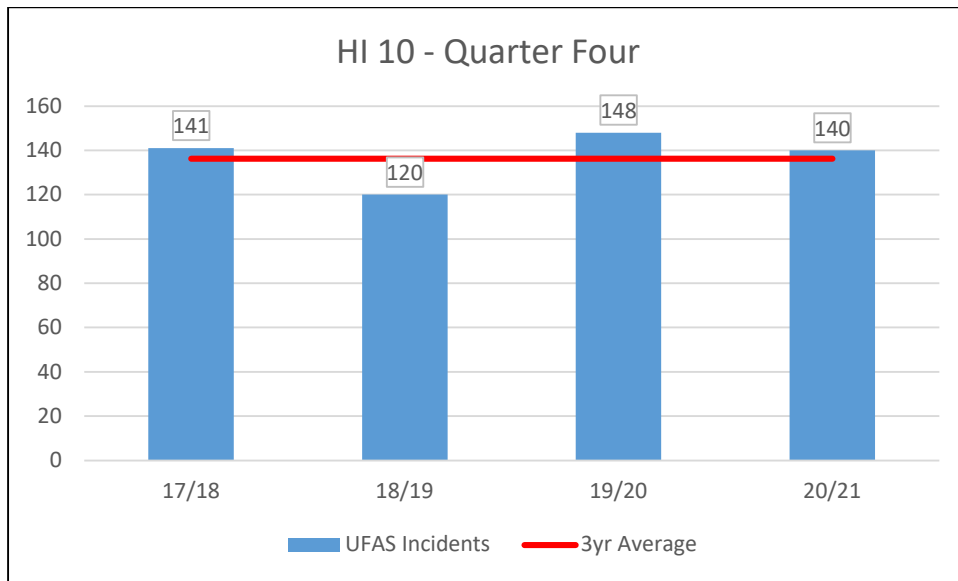
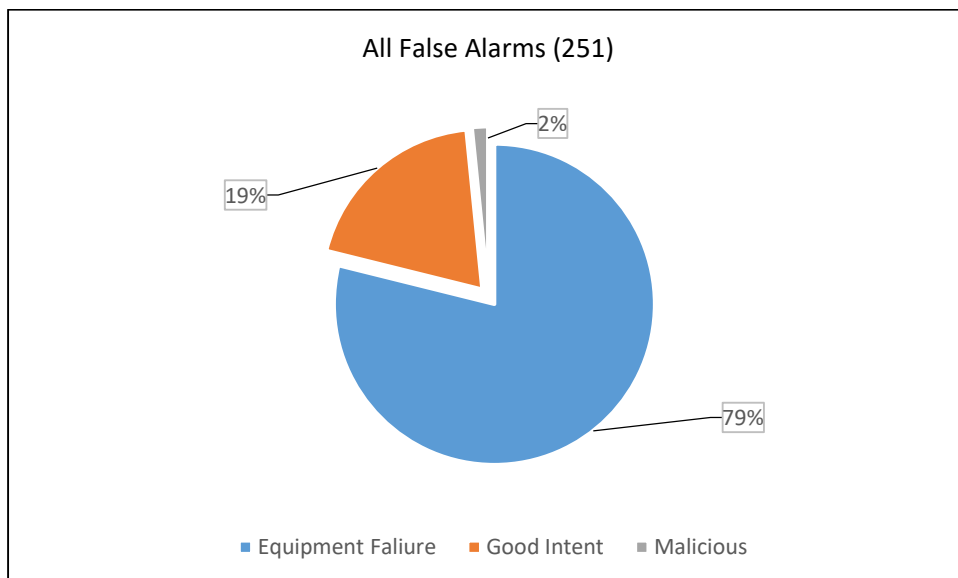


Table 7: Year to Date (October - December) Performance

	17/18	18/19	19/20	20/21	Annual Target
HI 10: UFAS Incidents	599	606	587	593	528

All False Alarms for Year to Date



Indicator Description

Automatic Fire alarms (AFA) are fundamental to providing early warning from fire, giving people the chance to evacuate safely. However, to be effective, they must be properly installed and maintained, and a good fire safety management regime must be in place by the duty holder, so they do not activate when there is no fire.

Every Unwanted Fire Alarm Signal (UFAS) from an AFA has an impact in terms of unnecessary blue light journeys, redirecting SFRS resources away from other activities such as community safety work and causing considerable disruption to businesses.

HI 10 – Unwanted Fire Alarm Signals (UFAS)

As a headline target, the aim is to improve fire safety management and awareness, by reducing the number of attendances to unwanted fire alarm signals (UFAS) from automatic systems in non-domestic buildings to **less than 528** each year.

What we aim to Achieve

As well as helping to deliver Priority Four: *Reducing Unwanted Fire Alarm Signals*, we also link this headline target to improving the following Perth & Kinross LOIP outcome:

- Promoting a prosperous, inclusive and sustainable economy

Performance Management

During quarter four 2020/21, SFRS were called out to 140 UFAS incidents from a total of 251 False Alarms. This is a slight decrease in comparison to the same quarter in 2019/20 when there were 148 UFAS and an increase on the 3-year average of 136. In total, UFAS accounted for 31% of our total operational demand and were the cause of 56% of all false alarms in Perth & Kinross during quarter four.

The table below lists the 5 property types that had persistent call-outs due to UFAS during quarter four. When analysed further, it is the same property types that are causing UFAS in Perth & Kinross and nationally, the picture is very similar.

Property Types - UFAS	20-21 Q4
Home, Nursing/Care, school, sheltered Offices	63
Education – Secondary	44
Education – Primary	40
Hotels/other accommodation	31
Hospitals	30

During quarter four our operational crews continued to investigate the cause of every UFAS event to ensure the appropriate level of engagement with the duty holder when in attendance at these call-outs. Every UFAS incident SFRS attends is used as an opportunity to educate the duty holder about the impact UFAS has on their businesses, the community and the Fire and Rescue Service.

Due to the continued increase in these alarm actuations, the SFRS last year launched a national project to analyse the type of false alarms was attend and our response to these incidents. We are looking overall at our response options with which will continue with a full stakeholder consultation mid summer.

Based on the annual UFAS Target we have set we are currently showing **Red** against the HI 10 annual target.

PRIORITY 5 – REDUCING DELIBERATE FIRES

HI 11 – Deliberate Primary Fires

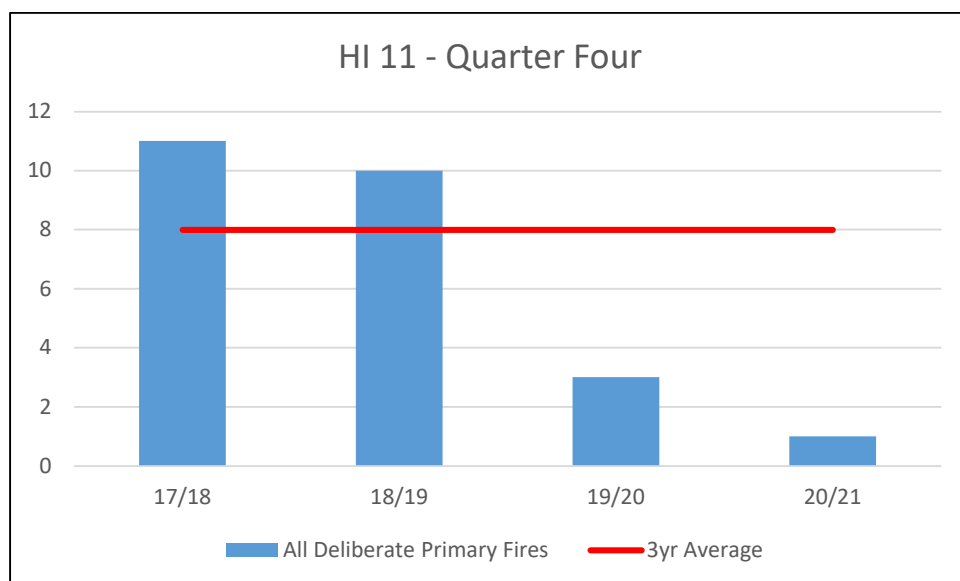


Table 8: Year to Date (January- March) Performance

	17/18	18/19	19/20	20/21	Annual Target
HI 11: Deliberate Primary Fires	28	31	29	25	29

HI 12 – Deliberate Secondary Fires

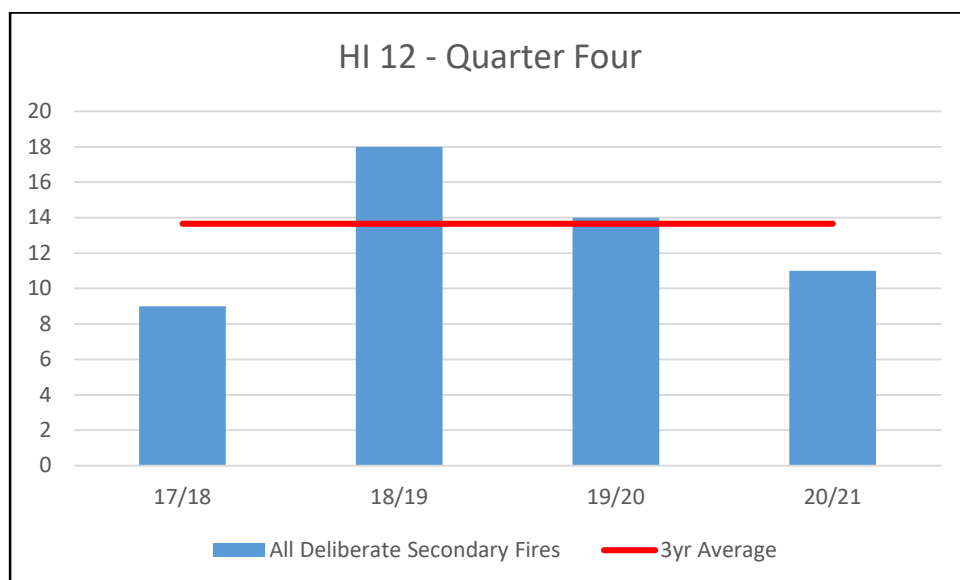


Table 9: Year to Date (January - December) Performance

	17/18	18/19	19/20	20/21	Annual Target
HI 12: Deliberate Secondary Fires	90	108	86	64	74

Indicator Description

These headline and indicators targets account for all types of fire that are believed to have been started intentionally, and are categorised as Deliberate Primary Fires and Deliberate Secondary Fires.

HI 11 – Deliberate Primary Fires

These deliberate fires cover the following types:

- Fires in the home
- Fires in non-domestic buildings
- Fires in motor vehicles

As a headline target, the aim is to reduce the rate of deliberate primary fires in Perth & Kinross by keeping these fires **below 29** each year.

HI 12 – Deliberate Secondary Fires

These deliberate fires cover the majority of outdoor fires including grassland and refuse fires and include fires in derelict buildings, but not chimney fires. As a headline target, the aim is to reduce the rate of deliberate secondary fires in Perth & Kinross by keeping these fires **below 74** each year, this exceeds the annual target.

What we aim to Achieve

As well as helping to deliver Priority Five: *Reducing Deliberate Fires*, we also link this headline target to improving the following Perth & Kinross LOIP outcomes:

- Developing educated, responsible and informed citizens
- Promoting a prosperous, inclusive and sustainable economy
- Supporting people to lead independent, healthy and active lives
- Creating a safe and sustainable place for future generations

Performance Management

There was one deliberate primary fire reported during quarter four, which is below average of eight and the lowest number throughout this year per quarter. In general, we are reporting a similar number of fires as the incidents remain low within Perth and Kinross in the long term. The incident reported was a car fire within a carport attached to a domestic property. The YTD numbers are below the average and therefore showing **Green** against HI 11 annual target.

There were 11 deliberate secondary fires reported during quarter four which is lower in comparison to the same quarter last year (14). This also reflects a slight decrease on the three-year average for this quarter which is also 14 incidents. These incident numbers reflect a decrease on last quarter (3) with 14 incidents. Most of these incidents were in Perth City area however, on a whole within Perth and Kinross these numbers are low. Given the target we have set for this reporting year we are showing **Green** against the HI 12 annual target against year to date.

During the last few months we have continued to work with partners to reduce the number of all deliberate fire incidents albeit the current COVID pandemic has limited these activities. This proactive approach particularly around youth engagement to endeavours to reduce the number of deliberate fires, particularly secondary fires, as part of a wider youth awareness education initiative. These included working with local schools through remote learning and education to reduce this type of unacceptable, anti-social behaviour. This along with national campaigns within the winter season, this has helped to reduce this risk locally. There is a continual programme of input each quarter with regard deliberate fire raising, alongside other educational safety programmes, across Perth and Kinross particularly around the Perth City area.

PRIORITY 6 – EFFECTIVE RISK MANAGEMENT AND OPERATIONAL PREPAREDNESS

Description

Risk Management and operational preparedness is a key area of work for the SFRS. In Perth & Kinross, this means:

- Knowing what the risks are in Perth & Kinross and then making plans, so we are resilient to respond to any event.
- Being prepared to respond to national threats or major emergencies.
- Developing flexibility to deploy crews, to take on a broadening role within the community.
- Firefighters being quipped to deal with emergencies safely and effectively and our stations being in a constant state of readiness.
- Safe, secure, vibrant and sustainable communities
- An inclusive and sustainable economy
- An enhanced, protected and enjoyed natural and built environment
- Improved physical, mental and emotional health and well-being

What we aim to Achieve

As well as helping to deliver Priority Six: *Effective Risk Management and Operational Preparedness*, our activities also support improving the following Perth & Kinross LOIP objectives:

- Developing educated, responsible and informed citizens
- Promoting a prosperous, inclusive and sustainable economy
- Supporting people to lead independent, healthy and active lives
- Creating a safe and sustainable place for future generations

Activity

During quarter four we delivered our quarterly training commitment to operational firefighter's, whereby we trained and tested their preparedness to deal with:

Fires in Domestic Premises	Rural/Wildfires
Safe Working at Heights	Hazardous Materials
Incident Command	Compartment Fire Behaviour

With COVID19 much of our face to face training has been moved to remote and socially distanced. This has also limited our off-station training opportunities and joint exercises with partner agencies.

Firefighters have continued to carry out Operational Intelligence visits to familiarise themselves with any inherent risks and hazards within their area and record details of specific premises of interest. This work greatly enhances our pre planning and preparedness when, and if we have to deal with incidents at these sites. All this information is continually updated on our electronic information tablets carried on frontline appliances thus giving our staff information at point of need.

Throughout the pandemic we have managed to maintain a full frontline emergency response with areas across Perth and Kinross showing healthy availability of our RDS staff. This is possibly due to more of them having the ability to working from home. We continually review our retained and volunteer station establishments and undertake recruitment programmes where and when necessary

APPENDIX 1: COMMUNITY SAFETY ENGAGEMENT PROGRAMMES

This section provides details of Community Safety Engagement initiatives undertaken within Perth & Kinross during the fourth quarter of 2020-21. The Safer Communities Partnership work together to continually provide various community safety messages, education, training and support. This implements risk reduction strategies to support our communities, particularly those most vulnerable. Working collaboratively also supports the priorities in the Local Fire and Rescue Plan and the wider Perth & Kinross Council Community Planning Partnerships priorities. Some examples this quarter are:

Scotland's Road Safety Framework to 2030

Together, making Scotland's roads safer



P&K Road Safety Partnership has been revived. Chaired by SFRS Highland Perthshire Station Commander Alan Robertson. The new Road Safety Framework 2030 now live. The group continue to work through their agreed plan and also meet local needs.



Launching the Spring Thematic Action Plan within P&K we were preplanning and creating awareness with regard to Wildfires. Nationally we engage with land and estate owners highlighting the dangers of muirburn and fires in general at this time of year. In addition to this Community Wardens continue to highlight areas of concern with regards to secondary fires in and around P&K.



Promoting the launch of the National Media "Make the Call" campaign. Aired on Television and Radio to highlight those most at risk in the community. This valuable information is also being displayed within a prominent area within the Vaccination centre in Perth (Dewars centre)

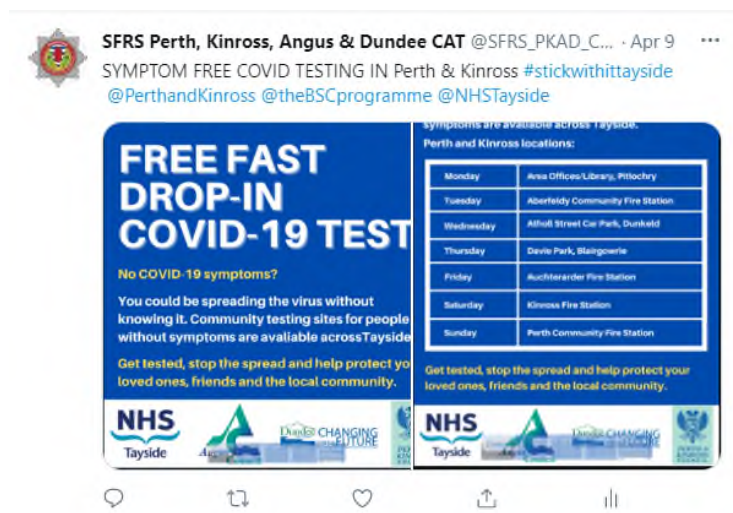


P&K Community Action Team continue to support National Partnership information and Safety messaging.

Awareness raised regarding ice and frozen waterways during these extreme winter conditions. Shared with PKC, Safer communities and social media followers.



P&K Community Action Team fully recognise the excellent and valuable work our local partners undertake within the area. We will share their information within our communication channels to enhance the safety of our local communities.



Pre- planning was undertaken with our NHS and P&K council colleagues to enhance the COVID testing throughout P&K. Plans were created for the introduction of walk in testing facilities at:

- Perth Fire Station
- Kinross Fire Station
- Aberfeldy Fire Station
- Auchterarder fire Station.

A programme is being developed to run these facilities on different days throughout the week. We were delighted to be asked to support this essential and worthwhile programme.

APPENDIX 2: NOTABLE INCIDENTS / EVENTS

SFRS attended 446 incidents of which a number would undoubtedly have had a serious impact on members of our communities and their families, particularly from Road Traffic Collisions, Dwelling Fires and other Special Service Calls. Some of the more notable incidents and events are noted below:

Road Traffic Collision



30/01/21, Fire crews from Perth were mobilised with their Heavy Rescue Unit to and RTC involving two HGVs. A gritting truck and a Warburtons bread lorry. The incident occurred at 07.30 on the A91, both drivers were successfully extricated from their vehicles using access platforms and hydraulic cutting and spreading equipment. Police Scotland closed the road enabling all three emergency services to work safely in collaboration.

Bramble Bank Mill – Rattray, Blairgowrie



05/02/21 Fire crews from Blairgowrie, Alyth and Coupar Angus were mobilised to multiple reports of a fire within a derelict mill at around 21.30 hrs. First crews on scene were faced with an intense fire which they fought till the early hours of the next day. Initial reports suspect this fire was started deliberately. Police Scotland currently investigating.