



QUARTERLY MONITORING REPORT

Covering the activities and performance in support of the Local Fire and Rescue Plan for Perth & Kinross 2017



SCOTTISH
FIRE AND RESCUE SERVICE
Working together for a safer Scotland

Quarter Two: 2019/20

**Working together
for a safer Scotland**



ABOUT THE STATISTICS IN THIS REPORT

The activity totals and other statistics quoted in this report are provisional in nature and subject to change as a result of ongoing quality assurance and review.

Because all statistics quoted are provisional there may be differences in the period totals quoted in our reports after original publication which result from revisions or additions to the data on our systems.

From 2015-16 onwards responsibility for the publication of end-year statistical data transferred from the Scottish Government to the SFRS. This change of responsibility does not affect the status of the figures quoted in this and other SFRS reports presented to the Committee.

TABLE OF CONTENTS	PAGE
Introduction	5
Quarterly Performance Summary	6
Quarterly Performance Highlights	7
Priority 1 - Improving Fire Safety in The Home	8
HI 1 – Accidental Dwelling Fires (ADF)	8
HI 2 – ADF Fatal Casualties	8
HI 3 – ADF Non-Fatal Casualties	8
Priority 2 - Improving Fire Safety and Resilience in the Business Community	10
HI 4 - Non-Domestic Building Fires	10
HI 5 – Fatal Casualties in Non-Domestic Buildings	10
HI 6 – Non-Fatal Casualties in Non-Domestic Buildings	10
Priority 3 - Minimising the Impact of Unintentional Harm	12
HI 7 – Road Traffic Collision (RTC) Incidents	12
HI 8 – Fatal RTC Casualties	12
HI 9 – Non-Fatal RTC Casualties	12
Priority 4 - Reducing Unwanted Fire Alarm Signals	14
HI 10 – Unwanted Fire Alarm Signals (UFAS)	14
Priority 5 - Reducing Deliberate Fires	16
HI 11 – Deliberate Primary Fires	16
HI 12 – Deliberate Secondary Fires	16
Priority 6 - Effective Risk Management and Operational Preparedness	18
Activity Update	
APPENDIX 1: COMMUNITY SAFETY ENGAGEMENT PROGRAMMES	19
APPENDIX 2: NOTABLE INCIDENTS / EVENTS	22

This page is intentionally blank

INTRODUCTION

This is the quarter two monitoring report covering the SFRS's performance and activities in support of the six priorities in the Local Fire and Rescue Plan for Perth & Kinross 2017, namely:

- Priority 1 - Improving fire safety in the home
- Priority 2 - Improving fire safety and resilience in the business community
- Priority 3 - Minimising the impact of unintentional harm
- Priority 4 - Reducing unwanted fire alarm signals
- Priority 5 - Reducing deliberate fires
- Priority 6 - Effective risk management and operational preparedness













As well as supporting the six priorities in the Local Fire and Rescue Plan for Perth & Kinross, this monitoring report shows how SFRS activities and performance contribute to the wider priorities of the Perth & Kinross Council Community Planning Partnership (CPP), as set out in the Perth & Kinross Community Plan (LOIP).

The figures in this report are provisional, to provide the Committee with the SFRS's direction of travel in the Perth & Kinross area, in terms of performance against headline indicators and targets. Most figures will not change; however, members should note that there may be some small variations for some indicators when the final confirmed figures are published by the SFRS.




The Perth & Kinross Council Housing and Communities Committee agreed the new Local Fire and Rescue Plan for Perth & Kinross on 1 November 2017, covering the 3 year period from 1 November 2017 to October 2020. In support of delivering the priorities in this plan, 12 headline indicators and targets have been set, and form the basis of this quarterly monitoring report.

PERFORMANCE SUMMARY

The table below provides a summary of quarter two activity and year to date (YTD) performance against headline indicators and annual targets. It aims to provide, at a glance, our direction of travel during the current reporting year.

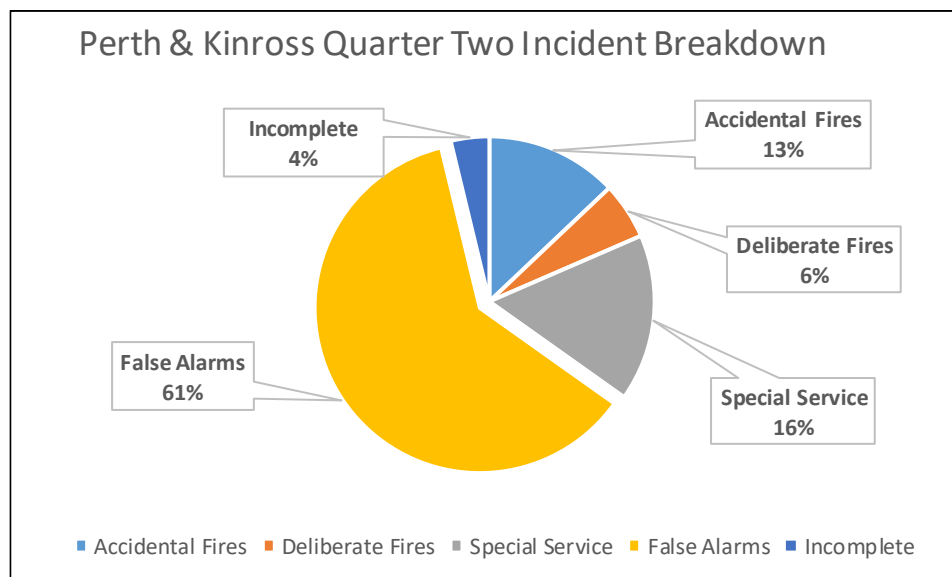
<p>HI 1 Accident Dwelling Fires (ADF)</p>  <p>Q2 – 29 Incidents YTD – 53 Incidents Annual Target – 118 Incidents</p>	<p>HI 2 ADF Fatal Casualties</p>  <p>Q2 – 0 YTD – 0 Annual Target – 0</p>	<p>HI 3 ADF Non-Fatal Casualties</p>  <p>Q2 – 6 YTD – 26 Annual Target – 17</p>
<p>HI 4 Non-domestic Building fires</p>  <p>Q2 – 13 Incidents YTD – 23 Incidents Annual Target – 52 Incidents</p>	<p>HI 5 Fatal Casualties in Non-Domestic Building Fires</p>  <p>Q2 – 01 YTD – 01 Annual Target – 0</p>	<p>HI 6 Non-Fatal Casualties in Non-Domestic Building Fires</p>  <p>Q2 – 0 YTD – 2 Annual Target – 2</p>
<p>HI 7 Road Traffic Collision (RTC) Incidents</p>  <p>Q2 – 21 Incidents YTD – 38 Incidents Annual Target – 85 Incidents</p>	<p>HI 8 Fatal RTC Casualties</p>  <p>Q2 – 0 YTD – 1 Annual Target – 4</p>	<p>HI 9 Non-Fatal RTC Casualties</p>  <p>Q2 – 12 YTD – 28 Annual Target – 66</p>
<p>HI 10 Unwanted Fire Alarm Signals</p>  <p>Q2 – 186 Incidents YTD – 294 Incidents Annual Target – 575 Incidents</p>	<p>HI 11 Deliberate Primary Fires</p>  <p>Q2 – 10 Incidents YTD – 16 Incidents Annual Target – 29 Incidents</p>	<p>HI 12 Deliberate Secondary Fires</p>  <p>Q2 – 21 Incidents YTD – 55 Incidents Annual Target – 85 Incidents</p>

Year-to-Date Legend

	Below headline target
	Less than 10% above headline target
	More than 10% above headline target

PERFORMANCE HIGHLIGHTS

During Quarter two (July - September) the SRFS attended a total of 557 incidents across Perth & Kinross.



Of the 12 headline indicators and targets, the following performance should be noted for Quarter two 2019/20:

- The number of **Accidental Dwelling Fires (ADF's)** continues to decrease in the long term, reporting the lowest YTD number of ADFs in the last five years. The performance during quarter two reflects a slight decrease on same quarter last year and on the three-year average.
- There were no **ADF Fatal Casualty** during this reporting period.
The number of **ADF Non-fatal Casualties** has seen a continual decrease for this quarter and a significant increase on YTD as the result of one fire in a tenement building.
- The number of **Non-Domestic Building fires** is reporting an increase for this quarter, last quarter and three year average, however this is low numbers and we are on target YTD. Tragically there is one fatal casualty and no non-fatal casualties reported for quarter two in non-domestic fires.
- The number of **Road Traffic Collisions** for quarter two is reporting a decrease against the 3-year average for this quarter. There is a slight increase on the same quarter last year and a decrease on the YTD numbers. There were no **Fatal RTC Casualties** for this quarter and one for the YTD, whilst **Non-Fatal RTC Casualties** are reporting twelve for this quarter. The number of RTC casualties is the lowest for the last three years for this quarter and YTD.
- The number of **Unwanted Fire Alarm Signals (UFAS)** caused by automatic fire alarms (AFAs) in non-domestic buildings reports a slight increase for on the 3-year average for this quarter whilst also reflecting a slight increase on the same quarter last year. YTD is reporting an increase.
- The number of **Deliberate Primary Fires** is reflecting a slight increase for this quarter and YTD. The number of **Deliberate Secondary Fires** is reporting a slight decrease for this quarter and YTD.

PRIORITY 1 - IMPROVING FIRE SAFETY IN THE HOME

HI 1 – Accidental Dwelling Fires (ADF)

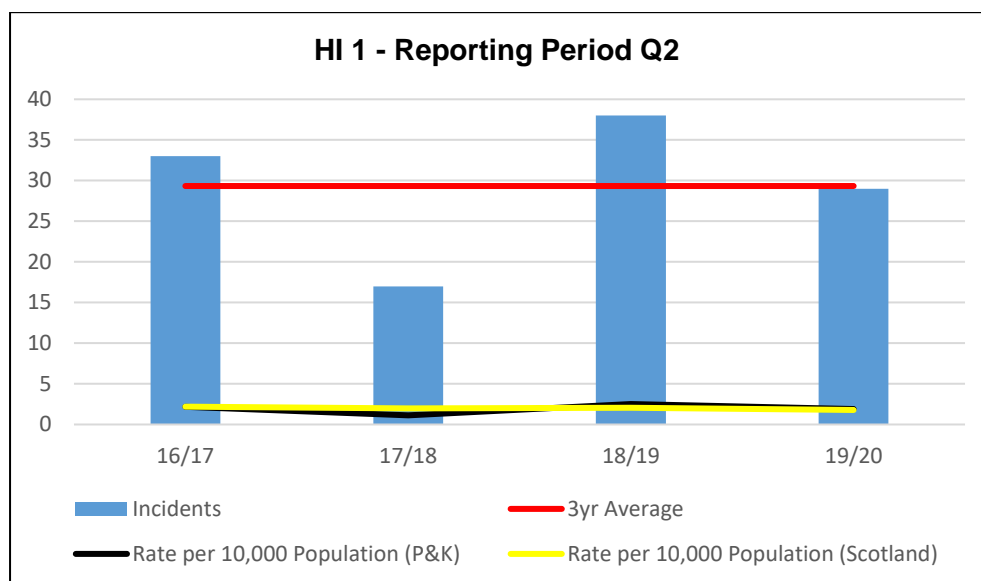


Table 1: Year to Date (July to September) Performance

	16/17	17/18	18/19	19/20	Annual Target
H1: ADF's	67	51	61	53	118

HI 2 - ADF Fatal Casualties & HI 3 - ADF Non-Fatal Casualties

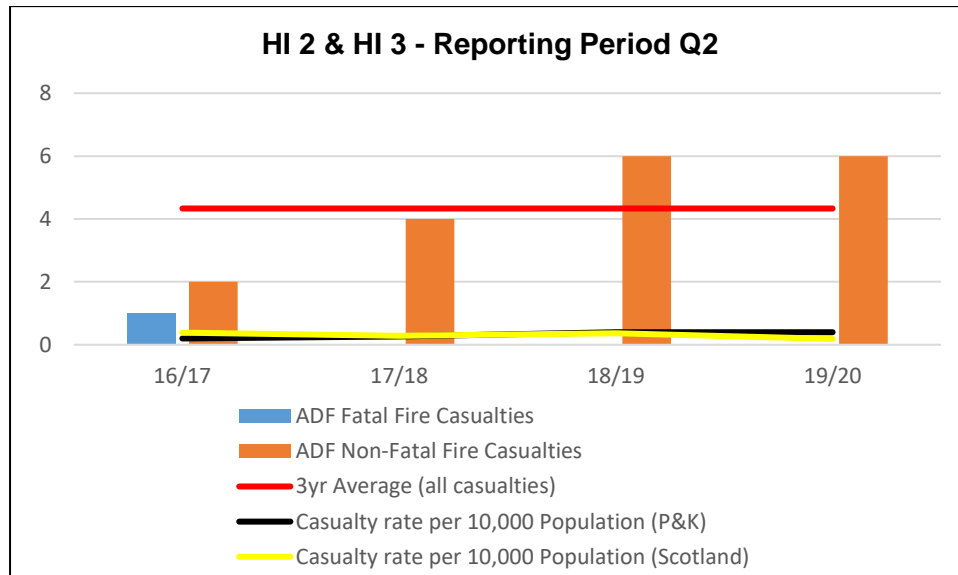


Table 2: Year to Date(July to September) Performance

	16/17	17/18	18/19	19/20	Annual Target
H2: ADF Fatal Casualties	1	0	0	0	0
H3: ADF Non-Fatal Casualties	12	10	8	26	17

Indicator Description

The largest single type of primary fire in Perth & Kinross is ADF in the home and their prevention is a key focus of the Service's community safety activity.

HI 1 – Accidental Dwelling Fires

As a headline target, the aim is to reduce the rate of ADF's, in a growing Perth & Kinross population, by keeping these fires **below 118**, each year.

HI 2 – ADF Fatal Casualties

This indicator counts those people for whom fire has been clearly identified as the cause of death, even if they die some-time after the actual fire. Those who die at, or after, the fire but where fire is **not** identified as the cause of death are not included in these figures. As a headline target, the aim is to have **Zero ADF Fatal Casualties**, in Perth & Kinross each year.

HI 3 – ADF Non-Fatal Casualties

This headline target counts all types of non-fatal fire injury in the home, including precautionary checks. As a headline target, the aim is to reduce the risk of injury from fire in the home, in an increasing Perth & Kinross population, by keeping fire injuries **below 17**, each year.

What we aim to Achieve

As well as helping to deliver Priority One: *Improving Fire Safety in the Home*, meeting the headline targets will also support a long-term Vision in the Perth & Kinross LOIP.

We also link this headline target to improving the following Perth & Kinross LOIP objectives:

- Developing educated, responsible and informed citizens
- Supporting people to lead independent, healthy and active lives
- Creating a safe and sustainable place for future generations

Performance Management

There were 29 ADF's reported during quarter two, which reflects a decreased number of fires for the same quarter last year, which was 38, and is comparable the 3-year average (29). The fire damage in 16 incidents was reported as low level, 6 medium and 5 sustained significant damage. Of the 29 fires 24 had previously been fitted with smoke detection, of which 19 operated and gave early warning to the occupiers. The total number of ADF's continues to decrease in the long term, currently we are reporting the equal lowest number of fires for the last five years, as a result of a number community safety initiatives delivered through partnership working. We are therefore showing **Green** for achieving the HI 1 annual target.

There was no ADF Fatal Casualty during quarter two. We are therefore showing **Green** for achieving the HI 2 annual target. There were 6 ADF Non-Fatal Casualties during quarter two, 2 received first aid on scene and 4 required hospital treatments with minor injuries. The six casualties were as a result of four incidents. We are showing **Red** against the HI 3 annual target.

Within Perth & Kinross we will continue to work with our partners to ensure we positively contribute to reducing the risk to our communities and staff by analysis of our operational activities and targeting those most at risk and vulnerable, particularly around unintentional harm in the home. These targeted initiatives will continue to develop and improve as we move forward together to ensure we provide the most appropriate support for our communities with regard to unintentional harm.

PRIORITY 2 – IMPROVING FIRE SAFETY AND RESILIENCE IN THE BUSINESS COMMUNITY

HI 4 - Non-Domestic Building Fires

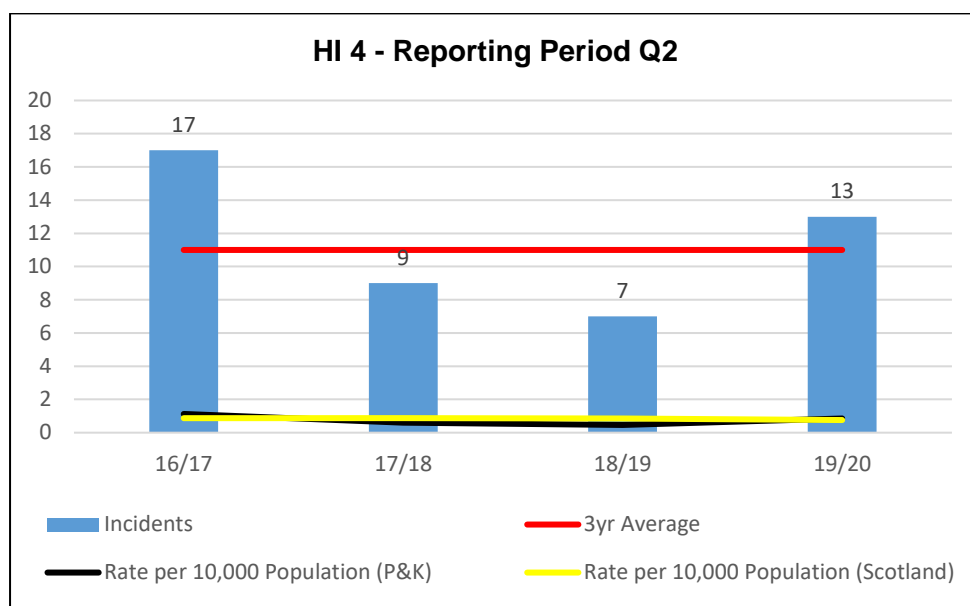


Table 3: Year to Date (July to September) Performance

	16/17	17/18	18/19	19/20	Annual Target
H4: Non-domestic Building Fires	37	22	20	23	52

HI 5 – Fatal Fire Casualties in Non-Domestic Buildings & HI 6 – Non-Fatal Fire Casualties in Non-Domestic Buildings

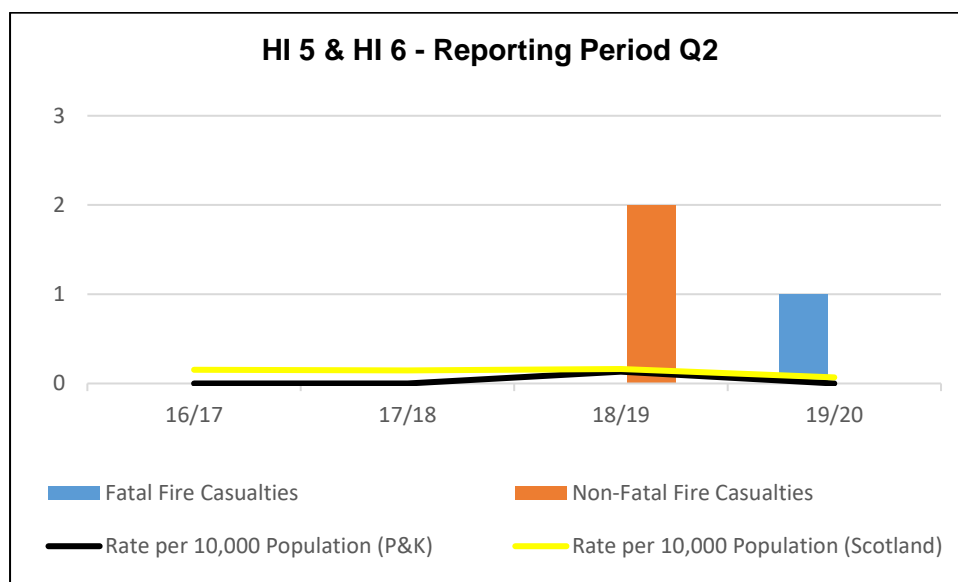


Table 4: Year to Date (July to September) Performance

	16/17	17/18	18/19	19/20	Annual Target
H5: Fatal Fire Casualties	0	0	0	1	0
H6: Non-Fatal Fire Casualties	0	1	0	2	2

Indicator Description

These headline indicators and targets cover the types of non-domestic buildings applicable to Part 3 of the Fire (Scotland) Act 2005 ('The Act') (e.g. care homes, hotels and hospitals etc.) and is designed to reflect the effectiveness of fire safety management in respect of these types of buildings.

HI 4 - Non-Domestic Building Fires Applicable to the Act

As a headline target, the aim is to reduce the rate of fires in non-domestic buildings (where The Act applies), by keeping these fires **below 52**, in Perth & Kinross each year.

HI 5 – Fatal Fire Casualties in Non-Domestic Building Fires Applicable to the Act

This indicator counts those people for whom fire has been clearly identified as the cause of death, even if they die sometime after the actual fire. Those who die at, or after, the fire but where fire is **not** identified as the cause of death are not included in these figures. As a headline target, the aim is to have **Zero Fatal Fire Casualties** in non-domestic buildings applicable to the Act, in Perth & Kinross each year.

HI 6 – Non-fatal Fire Casualties in Non-Domestic Building Fires Applicable to the Act

This headline target counts all types of non-fatal fire injury in non-domestic buildings, including precautionary checks. As a headline target, the aim is to reduce risk of injury from fire in non-domestic buildings, by keeping fire injuries **below 2**, in Perth & Kinross each year.

What we aim to Achieve

As well as helping to deliver Priority Two: *Improving Fire Safety and Resilience in the Business Community*, we also link this headline target to improving the following Perth & Kinross LOIP outcomes:

- Promoting a prosperous, inclusive and sustainable economy
- Supporting people to lead independent, healthy and active lives
- Creating a safe and sustainable place for future generations

Performance Management

There were 13 fires in non-domestic buildings during quarter two which reflects an increase from the same quarter last year with 7 and on the previous quarter this year (10). This reflects an increase for the quarter against the three-year average (11). 9 incidents resulted in minor damage, 1 with medium and 3 with significant damage. This therefore is showing **Green** against the HI 4 annual target to date.

Tragically there is one Non-Domestic Fatal Casualty during quarter two. This was as the result of the significant fire at the B&M store in Perth. The joint Fire investigation between Police Scotland and SFRS remains current, however has concluded at the scene. We are therefore reporting **Red** against the HI 5 annual target to date.

There were no Non-Domestic Non-Fatal Casualties during quarter two which is reflected in this quarter or the last five years. YTD we are showing **Amber** against the HI 6 annual target to date as a result of two reported casualties in quarter one.

In total, 120 fire safety audits were targeted at high life risk non-domestic buildings for quarter two, which included 22 post fire audits, meeting our target as part of the annual audit programme. These fires can often have a serious impact on our local business sector and wider economy, as a fire within companies' premises often results in significant monetary loss and in the worst cases, loss of employment for staff. Our Fire Safety Enforcement Officers (FSEO's) will continue to provide the most appropriate level of support to local businesses to enable suitable and timely legislative fire safety guidance and enforcement to be undertaken. We also continue to engage with business forums to ensure the right level of information is given to the business community.

PRIORITY 3 – MINIMISING THE IMPACT OF UNINTENTIONAL HARM

HI 7 – Road Traffic Collision (RTC) Incidents

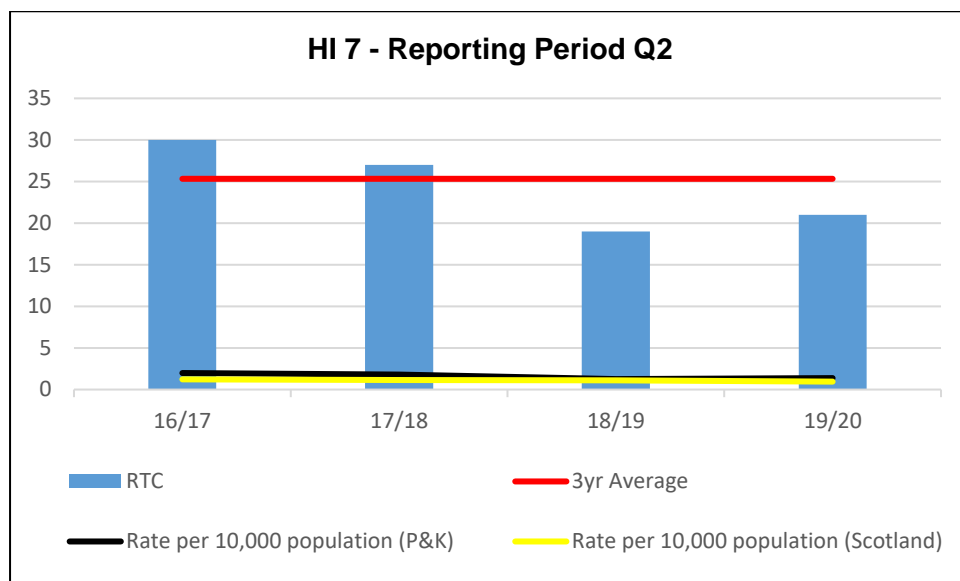


Table 5: Year to Date (July to September) Performance

	16/17	17/18	18/19	19/20	Annual Target
H7: RTC Incidents	46	59	40	38	85

HI 8 – Fatal RTC Casualties & H9 – Non-Fatal RTC Casualties

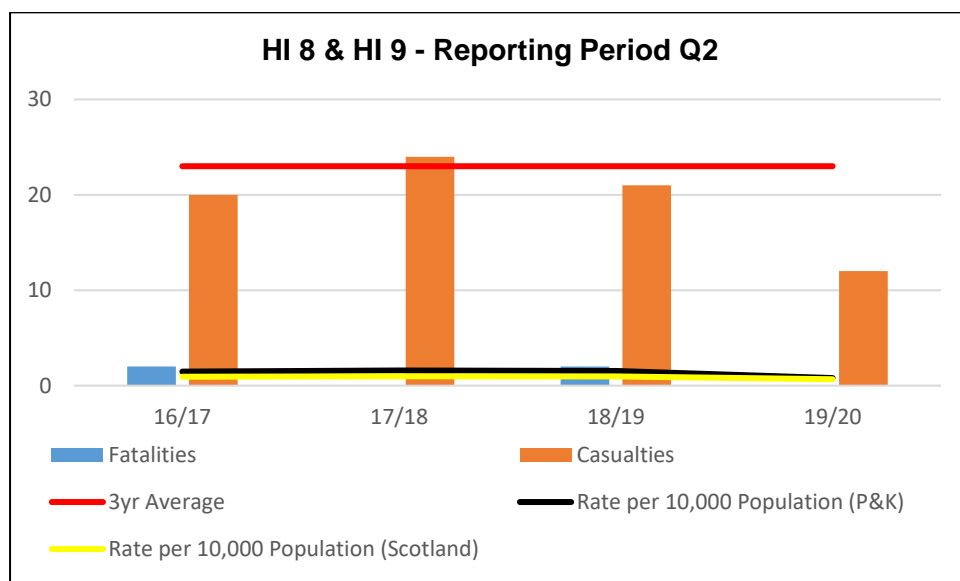


Table 6: Year to Date (July to September) Performance

	16/17	17/18	18/19	19/20	Annual Target
H8: Fatal RTC Casualties	3	3	4	1	4
H9: Non-Fatal RTC Casualties	36	56	39	28	66

Indicator Description

The SFRS has become increasingly involved in more non-fire related prevention work, in support of its role in promoting the wider safety and well-being of its communities, including minimising the impact of unintentional harm. The headline indicators and targets reflect the fact that most of non-fire related incidents attended by the SFRS in Perth & Kinross are RTC Incidents.

HI 7 - RTC Incidents

As a headline target, the aim is to reduce the rate of RTC incidents, by keeping them **below 85** each year.

HI 8 – Fatal RTC Casualties

As a headline target, the aim is to reduce the risk of death from RTC's in Perth & Kinross, by keeping them **below 4** each year.

HI 9 - Non-fatal RTC Casualties

As a headline target, the aim is to reduce the risk of injury from RTC's in Perth & Kinross, by keeping non-fire injuries **below 66** each year.

What we aim to Achieve

As well as helping to deliver Priority Three: *Minimising the Impact of Unintentional Harm*, we also link these headline targets to improving the following Perth & Kinross LOIP outcomes:

- Developing educated, responsible and informed citizens
- Supporting people to lead independent, healthy and active lives
- Creating a safe and sustainable place for future generations

Performance Management

We attended 21 RTC Incidents, to assist with safety of the incident scene and release/extricate occupants trapped in the vehicles as a result of a collision. This is reporting a slight increase on the same quarter last year (19), last quarter (17), whilst reporting a decrease (16%) compared with the three-year average (25). Of the 21 incidents attended 10 required more technical extrication to release casualties. We are showing **Green** for achieving the HI 7 annual target.

Of the 21 RTC Incidents we attended during quarter two there were no recorded fatalities which is a decrease from previous year for this quarter. YTD there is one fatality, therefore we are showing **Green** for achieving the HI 8 annual target.

Of the 21 RTC Incidents we attended during quarter two there were 12 non-fatal casualties which reflects a significant decrease (43%) on the same quarter last year (21), a significant decrease (45%) in the three-year average (22), and the quarter reflects a decrease on last quarter with 16. YTD we are reporting twenty-eight non-fatal casualties which is the lowest for the last five years, therefore we are showing **Green** for achieving the HI 9 annual target.

This type of incident accounts for around 4% of all incidents and 23% of all special service incidents attended this quarter. However, these types of incidents account for a high number of casualties every year which requires a multi-agency partnership approach to reduce these risks to people on our roads. Road Safety within Perth & Kinross has established a Road Safety Partnership to ensure we review our current position. This multi-agency group is reviewing this area of work locally with a view to establishing priorities for the partnership moving forward which will influence the content of Perth and Kinross Road Safety plan and subsequent actions. The Road Safety Plan is now in place which is supported by an annual action plan. These actions will ensure we work, as a partnership, towards integrating Road Safety initiatives that will reduce the impact of this type of incident locally.

PRIORITY 4 - REDUCING UNWANTED FIRE ALARM SIGNALS

HI 10 – Unwanted Fire Alarm Signals

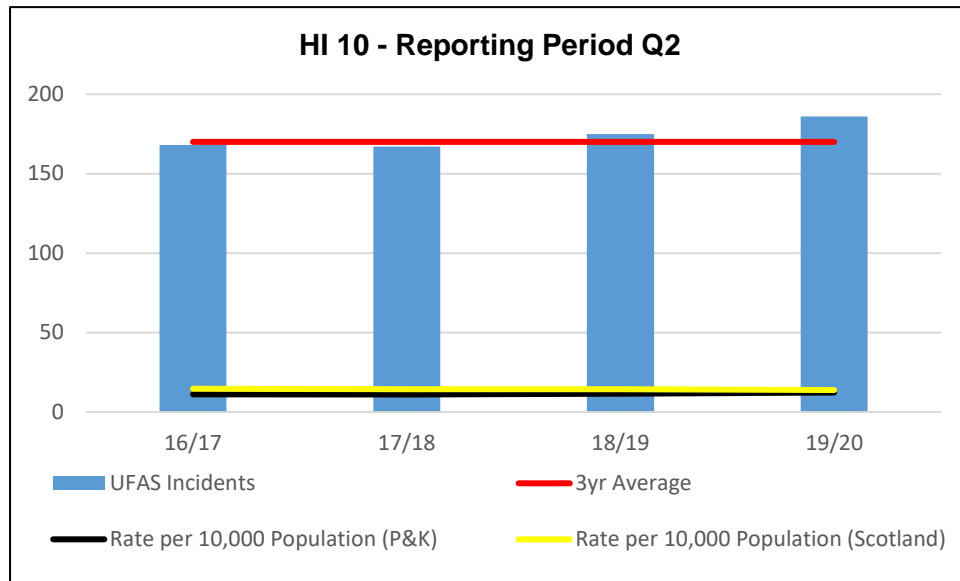
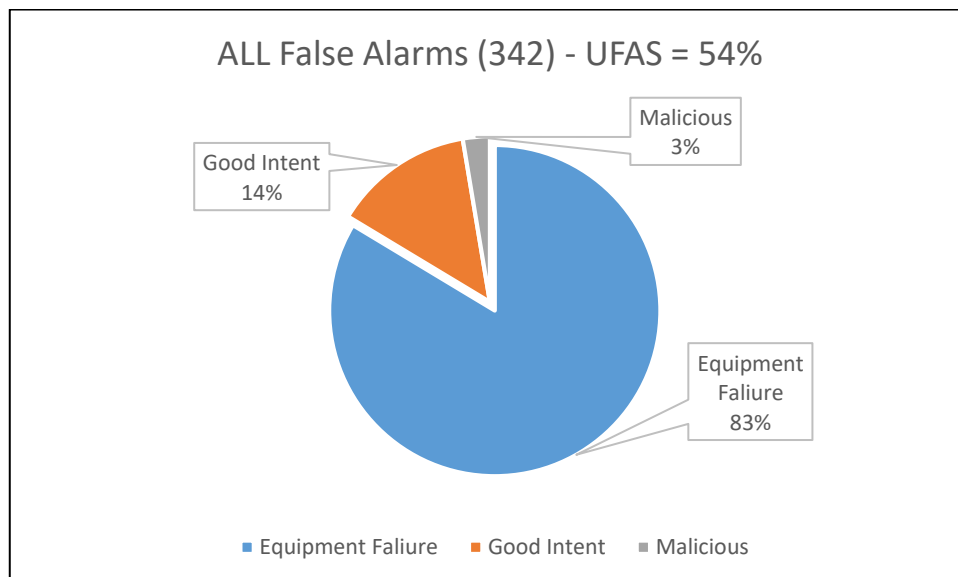


Table 7: Year to Date (July to September) Performance

	16/17	17/18	18/19	19/20	Annual Target
HI 10: UFAS Incidents	323	315	332	294	575

All False Alarms for Quarter two



Indicator Description

Automatic Fire alarms (AFA) are fundamental to providing early warning from fire, giving people the chance to evacuate safely. However, to be effective, they must be properly installed and maintained, and a good fire safety management regime must be in place by the duty holder, so they do not activate when there is no fire.

Every Unwanted Fire Alarm Signal (UFAS) from an AFA has an impact in terms of unnecessary blue light journeys, redirecting SFRS resources away from other activities such as community safety work and causing considerable disruption to businesses.

HI 10 – Unwanted Fire Alarm Signals (UFAS)

As a headline target, the aim is to improve fire safety management and awareness, by reducing the number of attendances to unwanted fire alarm signals (UFAS) from automatic systems in non-domestic buildings to **less than 575** each year.

What we aim to Achieve

As well as helping to deliver Priority Four: *Reducing Unwanted Fire Alarm Signals*, we also link this headline target to improving the following Perth & Kinross LOIP outcome:

- Promoting a prosperous, inclusive and sustainable economy

Performance Management

During quarter two 2019/20, SFRS were called out to 186 UFAS incidents from a total of 242 False Alarms. This a slight increase (6%) in comparison to the same quarter in 2018/19 when there were 175 UFAS and an increase (9%) on the 3-year average of 170. In total, UFAS accounted for 33% of our total operational demand and were the cause of 54% of all false alarms in Perth & Kinross during quarter two.

All false alarms are continuing to report a slight downward trend which we will continue to work towards through a number of targeted initiatives driven by SFRS as well as local staff.

The table below lists the 5 property types that had persistent call-outs due to UFAS during quarter two. When analysed further, it is the same property types that are causing UFAS in Perth & Kinross and nationally, the picture is very similar.

Property Types - UFAS	19-20 Q1	18-19 Q2		19-20 Q2
Retail/Offices	26	26		47
Residential - Home, Nursing/Care, school, sheltered	26	37		38
Education, school	14	32		35
Entertainment and culture	10	12		17
Industrial Processing	8	10		19

During quarter two our operational crews continued to investigate the cause of every UFAS event to ensure the appropriate level of engagement with the duty holder when in attendance at these call-outs. Every UFAS incident SFRS attends is used as an opportunity to educate the duty holder about the impact UFAS has on their businesses, the community and the Fire and Rescue Service.

The number of all False Alarms attended by SFRS is on a steady decrease year on year. Based on the annual UFAS Target we have set we are currently showing **Amber** against the HI 10 annual target.

PRIORITY 5 – REDUCING DELIBERATE FIRES

HI 11 – Deliberate Primary Fires

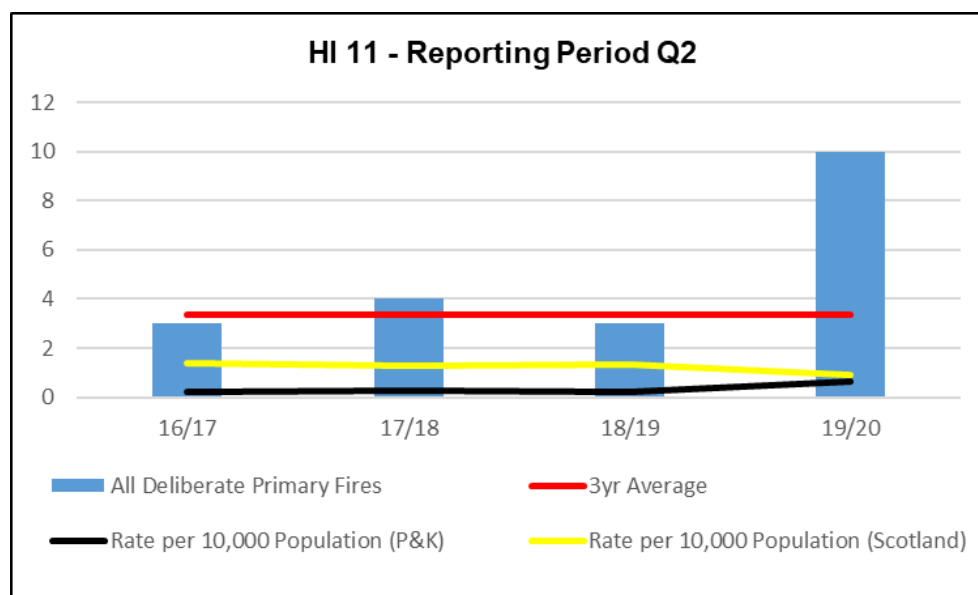


Table 8: Year to Date (July to September) Performance

	16/17	17/18	18/19	19/20	Annual Target
HI 11: Deliberate Primary Fires	18	14	11	16	29

HI 12 – Deliberate Secondary Fires

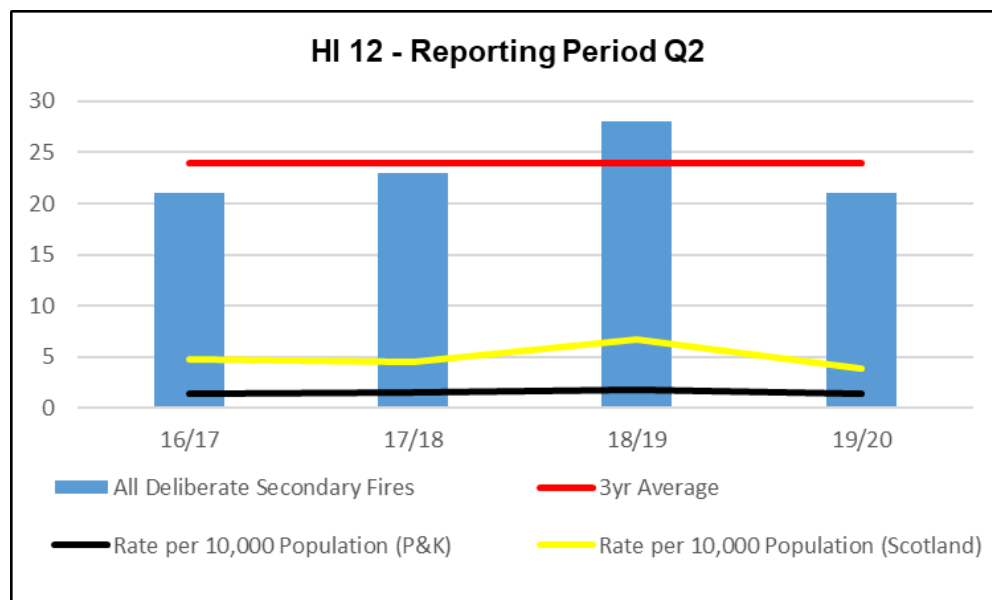


Table 9: Year to Date (July to September) Performance

	16/17	17/18	18/19	19/20	Annual Target
HI 12: Deliberate Secondary Fires	50	63	63	55	85

Indicator Description

These headline and indicators targets account for all types of fire that are believed to have been started intentionally, and are categorised as Deliberate Primary Fires and Deliberate Secondary Fires.

HI 11 – Deliberate Primary Fires

These deliberate fires cover the following types:

- Fires in the home
- Fires in non-domestic buildings
- Fires in motor vehicles

As a headline target, the aim is to reduce the rate of deliberate primary fires in Perth & Kinross by keeping these fires **below 29** each year.

HI 12 – Deliberate Secondary Fires

These deliberate fires cover the majority of outdoor fires including grassland and refuse fires and include fires in derelict buildings, but not chimney fires. As a headline target, the aim is to reduce the rate of deliberate secondary fires in Perth & Kinross by keeping these fires **below 85** each year, this exceeds the annual target.

What we aim to Achieve

As well as helping to deliver Priority Five: *Reducing Deliberate Fires*, we also link this headline target to improving the following Perth & Kinross LOIP outcomes:

- Developing educated, responsible and informed citizens
- Promoting a prosperous, inclusive and sustainable economy
- Supporting people to lead independent, healthy and active lives
- Creating a safe and sustainable place for future generations

Performance Management

There were 10 deliberate primary fires reported during quarter two, which is reporting the highest for the last five years, whilst also showing an increase on the three-year average of 3 for this quarter. We are reporting a similar number of fires as the incidents remain relatively low in the long term, Perth and Kinross are in general reporting low numbers for this type of incident year on year. Seven of the incidents reported were outdoor fires, three private sheds, two recycling points and two machinery/equipment. The remaining three were within buildings; a hospital, a retail outlet and a school. This reflects slightly above the year to date target and is therefore showing **Amber** against the HI 11 annual target.

There were 21 deliberate secondary fires reported during quarter two, which is a decrease in comparison to the same quarter in 2018/19 when there were 28 deliberate secondary fires. This also reflects a slight decrease on the three-year average for this quarter with 24. This also reports a decrease on last quarter with 34 incidents. The majority of these incidents were in Perth City area with 10 (48%). Given the target we have set for this reporting year we are showing **Red** against the HI 12 annual target against year to date.

During the last few months we have continued to work with partners to reduce the number of all deliberate fire incidents. This proactive approach particularly around youth engagement to endeavours to reduce the number of deliberate fires, particularly secondary fires, as part of a wider youth awareness education initiative. These included working with local schools to reduce this type of unacceptable, anti-social behaviour. This along with national campaigns coming into the Autumn Season will help to reduce this risk locally. There is continual programme of input each quarter with regard deliberate fire raising, alongside other educational safety programmes, across Perth and Kinross particularly around the Perth City area.

PRIORITY 6 – EFFECTIVE RISK MANAGEMENT AND OPERATIONAL PREPAREDNESS

Description

Risk Management and operational preparedness is a key area of work for the SFRS. In Perth & Kinross, this means:

- Knowing what the risks are in Perth & Kinross and then making plans, so we are resilient to respond to any event.
- Being prepared to respond to national threats or major emergencies.
- Developing flexibility to deploy crews, to take on a broadening role within the community.
- Firefighters being quipped to deal with emergencies safely and effectively and our stations being in a constant state of readiness.
- Safe, secure, vibrant and sustainable communities
- An inclusive and sustainable economy
- An enhanced, protected and enjoyed natural and built environment
- Improved physical, mental and emotional health and well-being

What we aim to Achieve

As well as helping to deliver Priority Six: *Effective Risk Management and Operational Preparedness*, our activities also support improving the following Perth & Kinross LOIP objectives:

- Developing educated, responsible and informed citizens
- Promoting a prosperous, inclusive and sustainable economy
- Supporting people to lead independent, healthy and active lives
- Creating a safe and sustainable place for future generations

Activity

During quarter two we delivered our quarterly training commitment to operational firefighters, whereby we trained and confirmed their preparedness to deal with:

- | | |
|--------------------------------------|------------------------|
| • Incident Command | • Fire Service Ladders |
| • Petrochemicals and Flammable Gases | • Hazardous Materials |
| • High Rise Buildings | • Knots and Lines |

Firefighters continue to visit sites within their station area so that they are familiar with the associated risks and hazards and, if required, can take effective actions in dealing with incidents at these sites. During the second quarter firefighters visited a range of sites to gather Operational Intelligence and review our response plans, these visits included castles, hotels, care homes, high rise, industrial premises and sporting venues.

Helping to build community resilience so that residents are prepared in an emergency is important to us. As a key partner in delivering the Scottish Government's Out of Hospital Cardiac Arrest Strategy, we equipped members of the public with life-saving CPR skills during quarter two. The introduction of a full time Hydrant Operative will support our stations for water hydrant inspections to check adequate provision and location of water supplies within the area. This also provides the opportunity for crews to familiarise themselves with the locations of hydrants in relation to the risks in their area and link in other activities, such as conducting Home Safety Visits.

On-going recruitment for WT/RDS/VDS firefighters in the Perth & Kinross area continues to be a priority during this quarter. 6 Point of Entry Selection Testing events have taken place at Perth Training Centre to identify and select candidates to undertake training to become whole-time, part time and volunteer firefighters with over 100 candidates attending. Successful RDS / VDS candidates will now attend basic induction, specific RTC and Breathing Apparatus training courses which will ensure stations are staffed appropriately to meet the needs of our communities. Successful WT candidates are now attending a residential training programme at either SFRS National Training Centre, Cambuslang or SFRS Training Centre, Thornton, Fife and will be posted to local WT stations in early 2020.

APPENDIX 1: COMMUNITY SAFETY ENGAGEMENT PROGRAMMES

This section provides details of Community Safety Engagement initiatives undertaken within Perth & Kinross during the second quarter of 2019-20, the safer Communities partnership work together to continue to provide various community safety messages, education, training and support which will continue to develop, whilst implementing risk reduction strategies to support our communities, particularly those most vulnerable. This joint work will also support the priorities in the LFRP 2017 and wider Perth & Kinross Council CPP priorities. Some examples this quarter are;

Antony Nolan Partnership

The SFRS in partnership, along with local schools, support the Anthony Nolan Trust to help secure volunteers for this worthwhile charity work. The most recent event was held at Perth Grammar,



Crieff High and Perth Academy where 130 young adults volunteered to support the stem cell donor register. We will continue to work in partnership with school over the coming months to identify suitable volunteers for this very worthwhile charity.

Milnathort Event

On 24 September P1 from Milnathort received a visit from Kinross Fire Station. The pupils got some insight about the job of the fire and rescue service as part of their local heroes and their jobs programme. 30 children and 6 adults engaged in a number of home and personal safety messages from their local Firefighters, whilst getting their hands on some of the firefighting equipment.



This event was thoroughly enjoyed by all involved.

Fairfield Event

On the 19 July 2019 SFRS attended sessions at Fairfield housing cooperative as part of a proactive residents' safety programme after a significant fire in the area. The advice and education included several areas around fire and other home safety concerns from residents. Of particular interest was the home safety, fire alarms and emergency plans. The inputs were very well received.



PKAVS Event

SFRS attended a Positive Integrated session at PKAVs on 10 September along with a range of partners. A very enjoyable day through such enthusiastic participation. This interactive day discussed views on change, opportunities, inclusive services and positive approaches for all and within Perth and Kinross.



Perth UHI

On 9 September Community Wardens and SFRS attended the freshers information day at Perth UHI a part of a wider partnership to give various inputs to new students. There were a number of safety inputs given around home safety including interactive sessions to improve their skills in CPR whilst also engaging in a number of important home and personal safety advice and education sessions. These were very well received by all involved.



SFRS National Safety initiatives

The SFRS have continued to deliver, whilst supporting other partners, on a number of national safety, campaigns such as:

Deliberate Fires

Electrical Safety Night Time Routine

Carbon Monoxide Safety

Hair Straighteners

Business Safety

Fire Safety in Rented Property

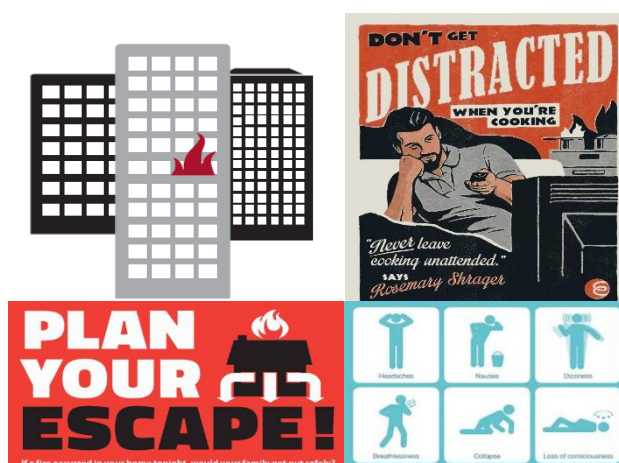
High-Rise Safety

Cooking - Distraction

E-Cigarette

Safety False Alarms In the Workplace

Plan your Escape



SFRS attended 557 incidents of which a number would undoubtedly have had a serious impact on members of our communities and their families, particularly from Road Traffic Collisions, Dwelling Fires and other Special Service Calls. Some of the more notable incidents and events are noted below:

Fire at ST. Catherine's Retail Park, Perth

On Saturday 24 August at 2am Fire appliances from Perth attended a fire alarm activation at Pets at Home. The fire quickly escalated involving the adjacent B&M store. At its height the around 15 Fire appliances were in attendance with support provided from other agencies. The fire was brought under control around 4 hours later as a result of good joint working supported by all agencies in attendance.



Tragically the fire resulted in a fatality. A multi-agency presence remained on scene for a number of days to bring the incident to a safe conclusion. A joint fire investigation was carried out by SFRS and Police Scotland.

Road Traffic Collision

On 13 August around 9am the SFRS, along with other agencies, attended an RTC on the A9 south of Perth towards Auchterarder. This incident involved a horse transporter, single occupant and a horse, along with a number of cars which resulted in the transporter being embedded within a road side trench. There was one casualty trapped in the vehicle which became a complex technical extrication due to position of the vehicle and casualty.



The casualty was successfully extricated from the vehicle as a result of good multi-agency teamwork supported by police and medical colleagues.