



QUARTERLY MONITORING REPORT

Covering the activities and performance in support of the Local Fire and Rescue Plan for Perth & Kinross.



SCOTTISH
FIRE AND RESCUE SERVICE
Working together for a safer Scotland

Quarter Two: 2022/23

**Working together
for a safer Scotland**



ABOUT THE STATISTICS IN THIS REPORT

The activity totals and other statistics quoted in this report are provisional in nature and subject to change as a result of ongoing quality assurance and review.

Because all statistics quoted are provisional there may be differences in the period totals quoted in our reports after original publication which result from revisions or additions to the data on our systems.

From 2015-16 onwards responsibility for the publication of end-year statistical data transferred from the Scottish Government to the SFRS. This change of responsibility does not affect the status of the figures quoted in this and other SFRS reports presented to the Committee.

TABLE OF CONTENTS	PAGE
Introduction	5
Quarterly Performance Summary	6
Quarterly Performance Highlights	7
Priority 1 - Improving Fire Safety in The Home	8
HI 1 – Accidental Dwelling Fires (ADF)	8
HI 2 – ADF Fatal Casualties	8
HI 3 – ADF Non-Fatal Casualties	8
Priority 2 - Improving Fire Safety and Resilience in the Business Community	10
HI 4 - Non-Domestic Building Fires	10
HI 5 – Fatal Casualties in Non-Domestic Buildings	10
HI 6 – Non-Fatal Casualties in Non-Domestic Buildings	10
Priority 3 - Minimising the Impact of Unintentional Harm	12
HI 7 – Road Traffic Collision (RTC) Incidents	12
HI 8 – Fatal RTC Casualties	12
HI 9 – Non-Fatal RTC Casualties	12
Priority 4 - Reducing Unwanted Fire Alarm Signals	14
HI 10 – Unwanted Fire Alarm Signals (UFAS)	14
Priority 5 - Reducing Deliberate Fires	16
HI 11 – Deliberate Primary Fires	16
HI 12 – Deliberate Secondary Fires	16
Priority 6 - Effective Risk Management and Operational Preparedness	18
Activity Update	
APPENDIX 1: COMMUNITY SAFETY ENGAGEMENT PROGRAMMES	19
APPENDIX 2: NOTABLE INCIDENTS / EVENTS	21

This page is intentionally blank

INTRODUCTION

This quarter two monitoring report covers the SFRS's performance and activities in support of the six priorities in the Local Fire and Rescue Plan for Perth & Kinross, namely:

- Priority 1 - Improving fire safety in the home
- Priority 2 - Improving fire safety and resilience in the business community
- Priority 3 - Minimising the impact of unintentional harm
- Priority 4 - Reducing unwanted fire alarm signals
- Priority 5 - Reducing deliberate fires
- Priority 6 - Effective risk management and operational preparedness













As well as supporting the six priorities in the Local Fire and Rescue Plan for Perth & Kinross, this monitoring report shows how SFRS activities and performance contribute to the wider priorities of the Perth & Kinross Council Community Planning Partnership (CPP), as set out in the Perth & Kinross Community Plan (LOIP).

The figures in this report are provisional, to provide the Committee with the SFRS's direction of travel in the Perth & Kinross area, in terms of performance against headline indicators and targets. Most figures will not change; however, members should note that there may be some small variations for some indicators when the final confirmed figures are published by the SFRS.




The Perth & Kinross Council Housing and Communities Committee agreed the new Local Fire and Rescue Plan for Perth & Kinross on 2 December 2020, covering a three-year period. In support of delivering the priorities in this plan, 12 headline indicators and targets have been set, and form the basis of this quarterly monitoring report.

PERFORMANCE SUMMARY

The table below provides a summary of quarter two activity and year to date (YTD) performance against Headline Indicators and annual targets. It aims to provide, at a glance, our direction of travel during the current reporting year.

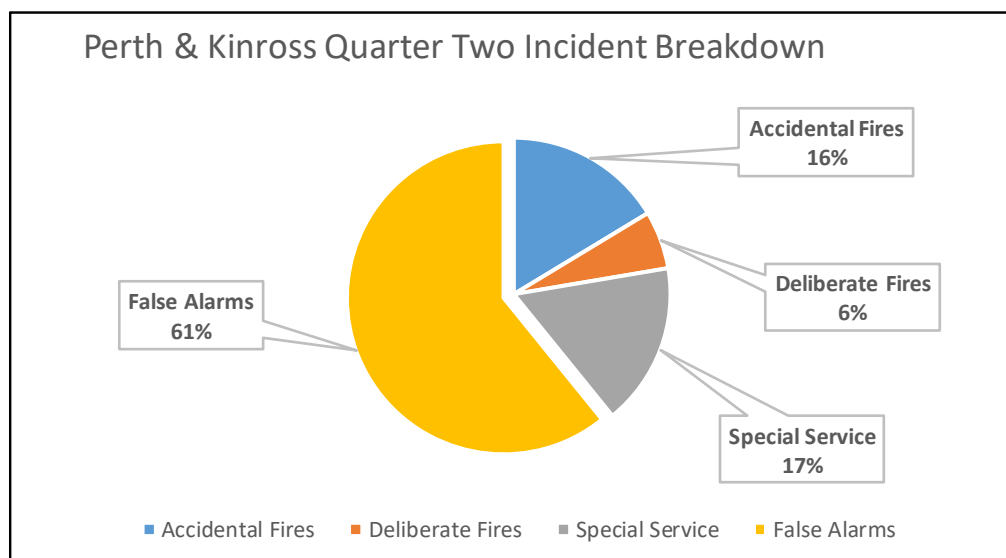
<p>HI 1 Accident Dwelling Fires (ADF)</p>  <p>Q2 – 20 Incidents YTD – 38 Incidents Annual Target – 104 Incidents</p>	<p>HI 2 ADF Fatal Casualties</p>  <p>Q2 – 0 YTD – 0 Annual Target – 0</p>	<p>HI 3 ADF Non-Fatal Casualties</p>  <p>Q2 – 0 YTD – 0 Annual Target – 18</p>
<p>HI 4 Non-domestic Building fires</p>  <p>Q2 – 8 Incidents YTD – 19 Incidents Annual Target – 53 Incidents</p>	<p>HI 5 Fatal Casualties in Non-Domestic Building Fires</p>  <p>Q2 – 0 YTD – 0 Annual Target – 0</p>	<p>HI 6 Non-Fatal Casualties in Non-Domestic Building Fires</p>  <p>Q2 – 0 YTD – 0 Annual Target – 2</p>
<p>HI 7 Road Traffic Collision (RTC) Incidents</p>  <p>Q2 – 26 Incidents YTD – 43 Incidents Annual Target – 83 Incidents</p>	<p>HI 8 Fatal RTC Casualties</p>  <p>Q2 – 2 YTD – 2 Annual Target – 0</p>	<p>HI 9 Non-Fatal RTC Casualties</p>  <p>Q2 – 13 YTD – 20 Annual Target – 70</p>
<p>HI 10 Unwanted Fire Alarm Signals</p>  <p>Q2 – 171 Incidents YTD – 288 Incidents Annual Target – 620 Incidents</p>	<p>HI 11 Deliberate Primary Fires</p>  <p>Q2 – 5 Incidents YTD – 9 Incidents Annual Target – 29 Incidents</p>	<p>HI 12 Deliberate Secondary Fires</p>  <p>Q2 – 31 Incidents YTD – 49 Incidents Annual Target – 80 Incidents</p>

Year-to-Date Legend

	Below headline target
	Less than 10% above headline target
	More than 10% above headline target

PERFORMANCE HIGHLIGHTS

During Quarter Two (July-September) the SFRS attended a total of 597 incidents across Perth & Kinross.



Of the 12 headline indicators and targets, the following performance should be noted for Quarter Two 22/23:

- The number of **Accidental Dwelling Fires (ADF's)** continues to decrease in the long term, reporting the lowest YTD number of ADFs in the last three years (20 incidents against an average of 23). The performance during quarter two reflects a similar decrease on same quarter last year (21) and on the three-year average.
- There were no **ADF Fatal Casualties**
- The number of **ADF Non-Fatal Casualties** (0) is below to the three year average (3).
- The number of **Non-Domestic Building fires** (8) is reflecting a decrease for this quarter, last quarter and is less than the three-year average (14). There were no fatal casualties and no non-fatal casualties reported for quarter two in non-domestic building fires.
- The number of **Road Traffic Collisions** for quarter two is reflecting an increase against the three year average for this quarter (26 against 14). There is an increase on the same quarter last year and the YTD numbers. There were two **Fatal RTC Casualties** reported for this quarter whilst **Non-Fatal RTC Casualties** is reporting 13. The number of RTC casualties is the highest for the last three years for this quarter and YTD.
- The number of **Unwanted Fire Alarm Signals (UFAS)** caused by automatic fire alarms (AFAs) in non-domestic buildings reports a decrease, 171 against a three-year average of 197. YTD figures for 22/23 is above our annual target (for Q2) 171 against 155.
- The number of **Deliberate Primary Fires** is reflecting a decrease against the average, five incidents against an average of eight. The number of **Deliberate Secondary Fires** is reporting an increase for this quarter 31 against an average of 19 and also increase YTD 49 against 63 incidents last year.

PRIORITY 1 - IMPROVING FIRE SAFETY IN THE HOME

HI 1 – Accidental Dwelling Fires (ADF)

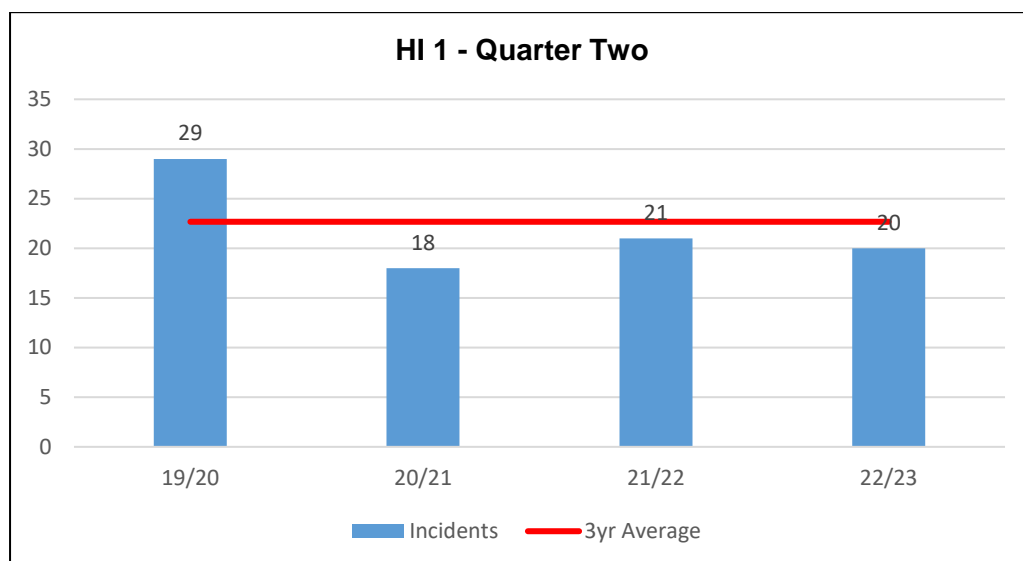


Table 1: Year to Date (June - September) Performance

	19/20	20/21	21/22	22/23	Annual Target
H1: ADF's	29	18	21	20	104

HI 2 - ADF Fatal Casualties & HI 3 - ADF Non-Fatal Casualties

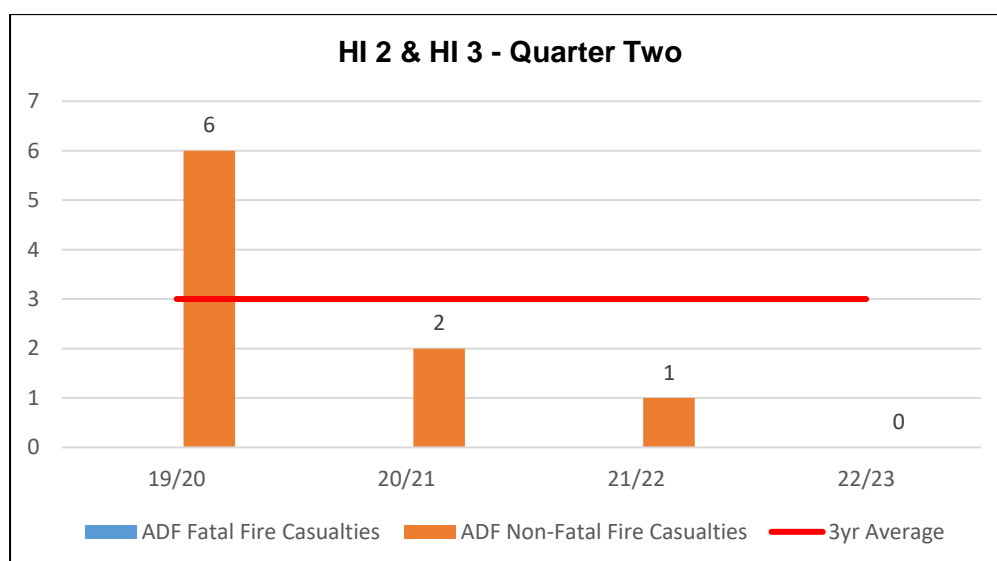


Table 2: Year to Date (April - June) Performance

	19/20	20/21	21/22	22/23	Annual Target
H2: ADF Fatal Casualties	0	0	0	0	0
H3: ADF Non-Fatal Casualties	6	2	1	0	18

Indicator Description

The largest single type of primary fire in Perth & Kinross is ADF in the home and their prevention is a key focus of the Service's community safety activity.

HI 1 – Accidental Dwelling Fires

As a headline target, the aim is to reduce the rate of ADF's, in a growing Perth & Kinross population, by keeping these fires **below 104**, each year.

HI 2 – ADF Fatal Casualties

This indicator counts those people for whom fire has been clearly identified as the cause of death, even if they die some-time after the actual fire. Those who die at, or after, the fire but where fire is **not** identified as the cause of death are not included in these figures. As a headline target, the aim is to have **Zero ADF Fatal Casualties**, in Perth & Kinross each year.

HI 3 – ADF Non-Fatal Casualties

This headline target counts all types of non-fatal fire injury in the home, including precautionary checks. As a headline target, the aim is to reduce the risk of injury from fire in the home, in an increasing Perth & Kinross population, by keeping fire injuries **below 18**, each year.

What we aim to Achieve

As well as helping to deliver Priority One: *Improving Fire Safety in the Home*, meeting the headline targets will also support a long-term vision in the Perth & Kinross LOIP.

We also link this headline target to improving the following Perth & Kinross LOIP objectives:

- Developing educated, responsible and informed citizens
- Supporting people to lead independent, healthy and active lives
- Creating a safe and sustainable place for future generations

Performance Management

There were 20 ADF's reported during quarter two, which reflects a decreased number of fires for the same quarter last year which was 21 and is lower than the three-year average (23). The fire damage in 13 incidents was reported as low level and 2 medium. No properties sustained significant damage. Of the 20 fires, 9 had previously been fitted with smoke detection, of which 8 operated and gave early warning to the occupiers. The total number of ADF's continues to decrease in the long term, currently we are reporting the second lowest number of fires for the last five years. This is as a result of a number community safety initiatives delivered through partnership working. We are therefore showing **Green** for achieving the HI 1 annual target.

There was no ADF Fatal Casualties during quarter two. We are therefore showing **Green** for achieving the HI 2 annual target. There were no ADF Non-Fatal Casualties during quarter two. This is the lowest number of quarterly non-fatal casualties for the last five years. We are showing **Green** against the HI 3 annual target.

Within Perth & Kinross we will continue to work with our partners to ensure we positively contribute to reducing the risk to our communities and staff by analysis of our operational activities and targeting those most at risk and vulnerable, particularly around unintentional harm in the home. These targeted initiatives will continue to develop and improve as we move forward together to ensure we provide the most appropriate support for our communities with regard to unintentional harm.

PRIORITY 2 – IMPROVING FIRE SAFETY AND RESILIENCE IN THE BUSINESS COMMUNITY

HI 4 - Non-Domestic Building Fires

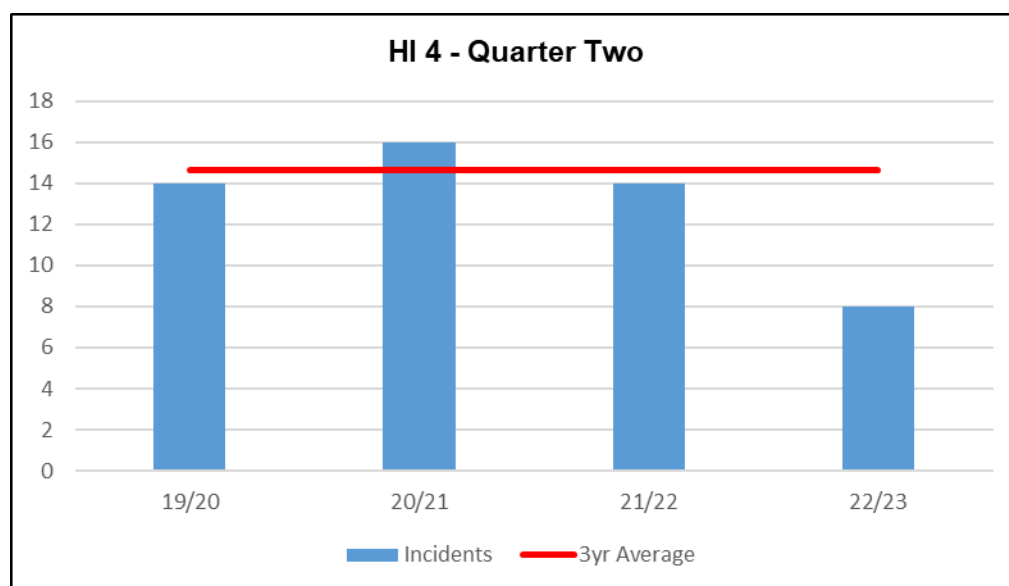


Table 3: Year to Date (July - September) Performance

	19/20	20/21	21/22	22/23	Annual Target
H4: Non-domestic Building Fires	14	16	14	8	53

HI 5 – Fatal Fire Casualties in Non-Domestic Buildings & HI 6 – Non-Fatal Fire Casualties in Non-Domestic Buildings

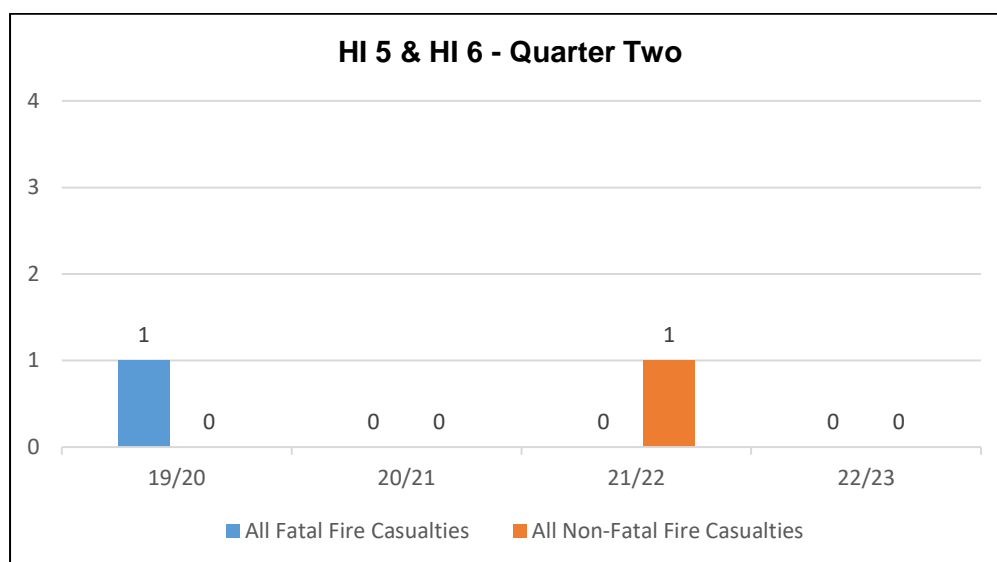


Table 4: Year to Date (July - September) Performance

	19/20	20/21	21/22	22/23	Annual Target
H5: Fatal Fire Casualties	1	0	0	0	0
H6: Non-Fatal Fire Casualties	0	0	1	0	2

Indicator Description

These headline indicators and targets cover the types of non-domestic buildings applicable to Part 3 of the Fire (Scotland) Act 2005 ('The Act') (e.g. care homes, hotels and hospitals etc.) and is designed to reflect the effectiveness of fire safety management in respect of these types of buildings.

HI 4 - Non-Domestic Building Fires Applicable to the Act

As a headline target, the aim is to reduce the rate of fires in non-domestic buildings (where The Act applies), by keeping these fires **below 53**, in Perth & Kinross each year.

HI 5 – Fatal Fire Casualties in Non-Domestic Building Fires Applicable to the Act

This indicator counts those people for whom fire has been clearly identified as the cause of death, even if they die sometime after the actual fire. Those who die at, or after, the fire but where fire is **not** identified as the cause of death are not included in these figures. As a headline target, the aim is to have **Zero Fatal Fire Casualties** in non-domestic buildings applicable to the Act, in Perth & Kinross each year.

HI 6 – Non-fatal Fire Casualties in Non-Domestic Building Fires Applicable to the Act

This headline target counts all types of non-fatal fire injury in non-domestic buildings, including precautionary checks. As a headline target, the aim is to reduce risk of injury from fire in non-domestic buildings, by keeping fire injuries **below 2**, in Perth & Kinross each year.

What we aim to Achieve

As well as helping to deliver Priority Two: *Improving Fire Safety and Resilience in the Business Community*, we also link this headline target to improving the following Perth & Kinross LOIP outcomes:

- Promoting a prosperous, inclusive and sustainable economy
- Supporting people to lead independent, healthy and active lives
- Creating a safe and sustainable place for future generations

Performance Management

There were 8 fires in non-domestic buildings during quarter two which reflects a decrease from the same quarter last year with 14 and on the previous quarter this year (15). The quarter two figure (8) is also below to the three-year average. Six incidents resulted in minor damage and the remaining three suffered medium heat and smoke damage. This therefore is showing **Green** against the HI 4 annual target to date.

There were no Non-Domestic Fatal Fire Casualties and no Non-Domestic Casualties during quarter two. YTD, we are showing **Green** against the HI 6 annual target.

The COVID pandemic restrictions had impacted our ability to fully undertake fire safety audits within commercial buildings however we are now conducting audit as per Pre-COVID. Following the easing of restrictions and in support of our Fire Safety Enforcement Plan we undertook 60 audits during the Q2 period. A great deal of fire safety enforcement activity involves the engagement with local businesses to ensure they maintain safety procedures to ensure the safety of their staff and members of the public. There were no enforcement/formal notices issued within any business in Perth and Kinross during this Q2 reporting period. Fire Safety Enforcement Officers (FSEO's) will continue to provide the most appropriate level of support to local businesses to enable suitable and timely legislative fire safety guidance and enforcement to be undertaken. We also continue to engage and support local and national business forums to ensure the right level of consistent information is provided to the business community.

PRIORITY 3 – MINIMISING THE IMPACT OF UNINTENTIONAL HARM

HI 7 – Road Traffic Collision (RTC) Incidents

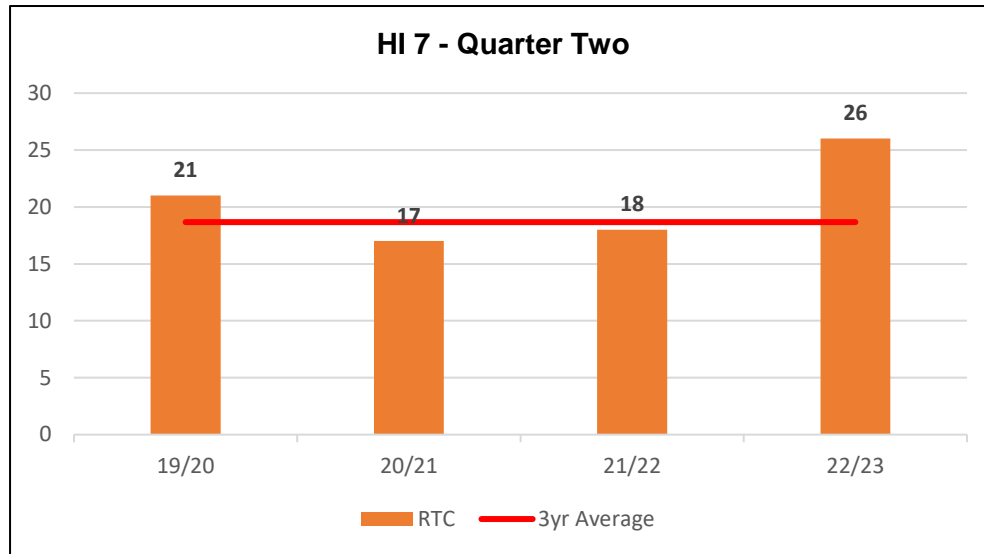
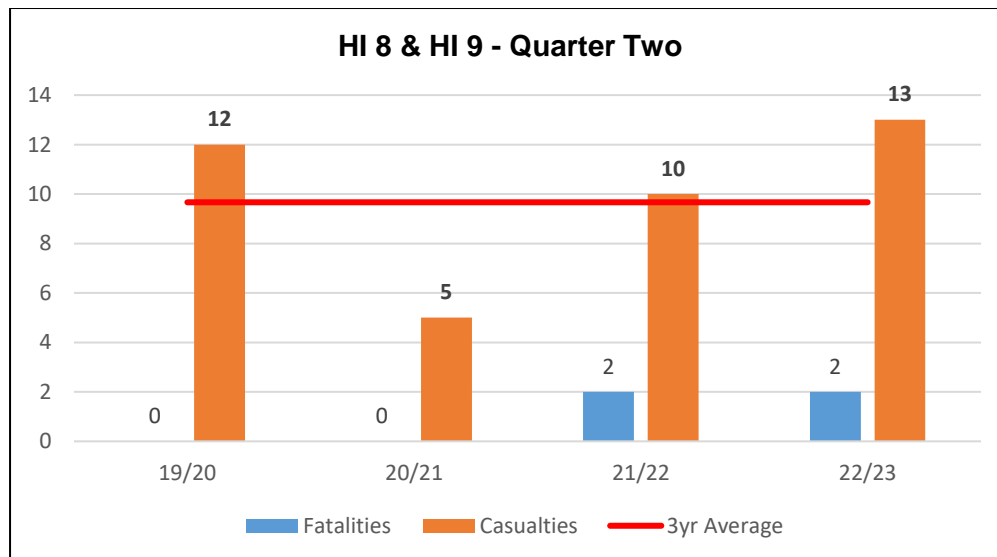


Table 5: Year to Date (July - September) Performance

	19/20	20/21	21/22	22/23	Annual Target
H7: RTC Incidents	21	17	18	26	83

HI 8 – Fatal RTC Casualties & H9 – Non-Fatal RTC Casualties



	19/20	20/21	21/22	22/23	Annual Target
H8: Fatal RTC Casualties	0	0	2	2	0
H9: Non-Fatal RTC Casualties	12	5	10	13	70

Table 6: Year to Date (July - September) Performance

Indicator Description

The SFRS has become increasingly involved in more non-fire related prevention work, in support of its role in promoting the wider safety and well-being of its communities, including minimising the impact of unintentional harm. The headline indicators and targets reflect the fact that most of the non-fire related incidents attended by the SFRS in Perth & Kinross are RTC Incidents.

HI 7 - RTC Incidents

As a headline target, the aim is to reduce the rate of RTC incidents, by keeping them **below 83** each year.

HI 8 – Fatal RTC Casualties

As a headline target, the aim is to reduce the risk of death from RTC's in Perth & Kinross, by keeping them **below 0** each year.

HI 9 - Non-fatal RTC Casualties

As a headline target, the aim is to reduce the risk of injury from RTC's in Perth & Kinross, by keeping non-fire injuries **below 70** each year.

What we aim to Achieve

As well as helping to deliver Priority Three: *Minimising the Impact of Unintentional Harm*, we also link these headline targets to improving the following Perth & Kinross LOIP outcomes:

- Developing educated, responsible and informed citizens
- Supporting people to lead independent, healthy and active lives
- Creating a safe and sustainable place for future generations

Performance Management

We attended 26 RTC Incidents to assist with the safety of the incident scene and release/extricate occupants where necessary trapped in the vehicles as a result of a collision. Quarter two is reporting a slightly higher than average figure (26 against 19). We do however need to take cognisance that the three-year average figures included COVID lockdown periods where traffic levels were reduced. Comparing our Q2 totals against this average may not necessarily be a true reflection of the situation. Of the 26 incidents attended five required more technical extrication to release casualties. We are showing **Green** for achieving the HI 7 annual target.

From all the RTC Incidents we attended during quarter two there were 2 recorded fatalities, therefore we are showing **Red** for achieving the HI 8 annual target.

Of the 26 RTC Incidents we attended during quarter two, there were 13 non-fatal casualties. YTD, we are reporting seven non-fatal casualties which is higher than the three-year average of 9. In comparison to our annual target HI 9, we are currently showing **Green**.

This type of incident accounts for around 3% of all incidents and 15% of all special service incidents attended this quarter. However, these types of incidents account for a high number of casualties every year which requires a multi-agency partnership approach to reduce these risks to people on our roads. Road Safety within Perth & Kinross has established a Road Safety Partnership to ensure we constantly review our current position. This multi-agency group is working locally to establish reduction priorities which will influence the content of Perth and Kinross Road Safety plan and subsequent actions. The Road Safety Plan is now in place which is supported by an annual action plan. These actions will ensure we work, as a partnership. To compliment this Highlight Indicator, Perth Fire Station hosted the first Motorcycle Rider Refinement course which was led by Police Scotland and supported by the Institute of Advanced Motoring. In addition to this we are working in partnership with Police Scotland to develop the new Driver Scheme which will replace the Safe Drive Stay Alive initiative that was delivered to secondary school in the past.

PRIORITY 4 - REDUCING UNWANTED FIRE ALARM SIGNALS

HI 10 – Unwanted Fire Alarm Signals

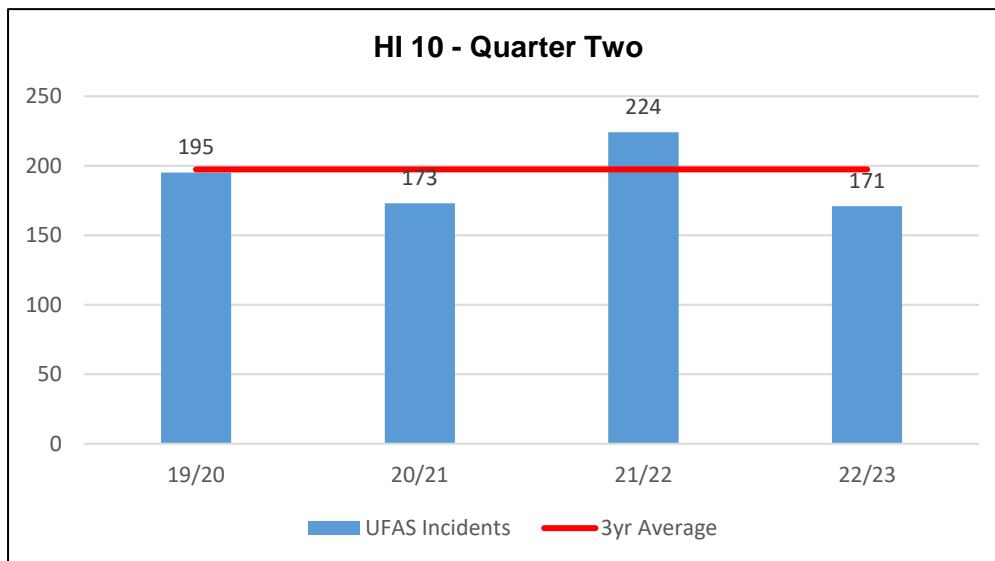
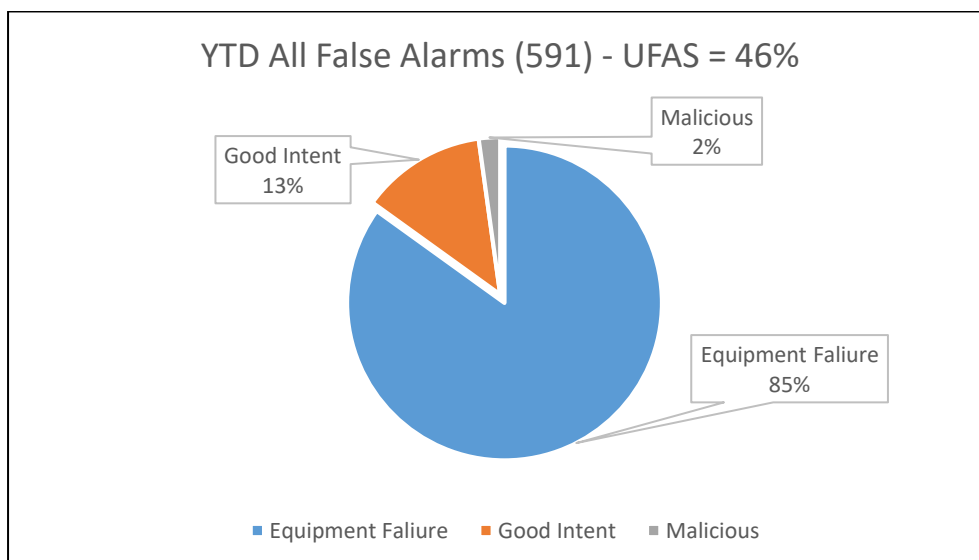


Table 7: Year to Date (July - September) Performance

	19/20	20/21	21/22	22/23	Annual Target
HI 10: UFAS Incidents	195	173	224	171	620

All False Alarms for Year to Date



Indicator Description

Automatic Fire alarms (AFA) are fundamental to providing early warning from fire, giving people the chance to evacuate safely. However, to be effective, they must be properly installed and maintained, and a good fire safety management regime must be in place by the duty holder, so they do not activate when there is no fire.

Every Unwanted Fire Alarm Signal (UFAS) from an AFA has an impact in terms of unnecessary blue light journeys, redirecting SFRS resources away from other activities such as community safety engagement and causing considerable disruption to businesses.

HI 10 – Unwanted Fire Alarm Signals (UFAS)

As a headline target, the aim is to improve fire safety management and awareness, by reducing the number of attendances to unwanted fire alarm signals (UFAS) from automatic systems in non-domestic buildings to **less than 620** each year.

What we aim to Achieve

As well as helping to deliver Priority Four: *Reducing Unwanted Fire Alarm Signals*, we also link this headline target to improving the following Perth & Kinross LOIP outcome:

- Promoting a prosperous, inclusive and sustainable economy

Performance Management

During quarter two 2022/23, SFRS mobilised to 171 UFAS incidents from a total of 365 False Alarms. This is a decrease (8%) in comparison to the same quarter in 2021/22 when there were 224 UFAS incidents. UFAS this quarter accounted for 28% of our total operational demand. Against our HI 10 annual target we are currently showing **Green**.

The table below lists the 5 property types that had persistent call-outs due to UFAS during quarter two. When analysed further, it is the same property types that are causing UFAS in Perth & Kinross and nationally, the picture is very similar.

Property Types - UFAS	22-23 Q1
Education – Secondary and Primary	41
Home, Nursing/Care, sheltered Offices	21
Hospital/ Medical Care Offices and Call Centres	14
Offices and Call Centres	8
Retail	6

During quarter two our operational crews continued to investigate the cause of every UFAS event to ensure the appropriate level of engagement with the duty holder when in attendance at these call-outs. Every UFAS incident SFRS attends is used as an opportunity to educate the duty holder about the impact UFAS has on their businesses, the community and the Fire and Rescue Service.

Following a full review of false alarms within Scotland by the SFRS and a transparent consultation process. The outcome of this review will reduce the amount of false alarms we mobilise to. We anticipate to start rolling this out new approach within Q3 and Q4.

PRIORITY 5 – REDUCING DELIBERATE FIRES

HI 11 – Deliberate Primary Fires

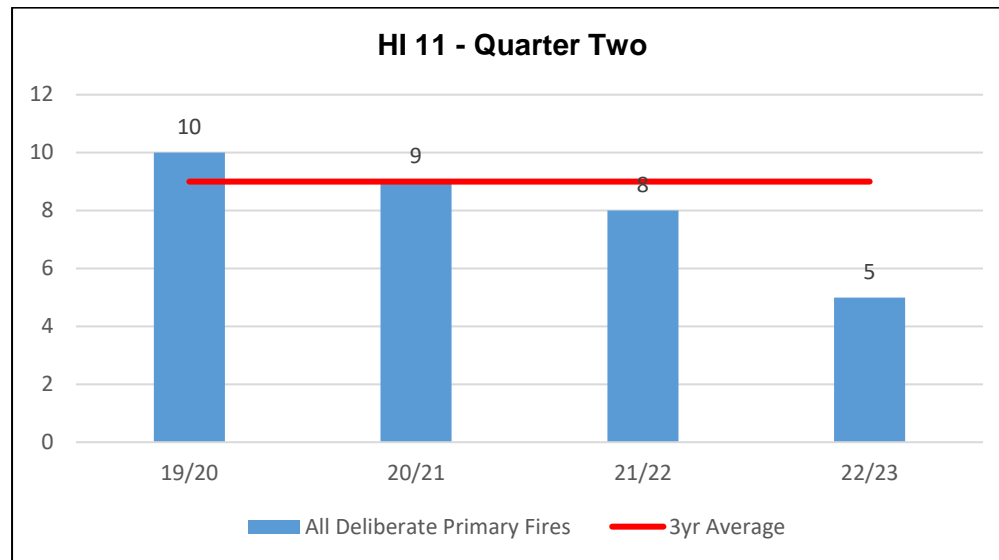


Table 8: Year to Date (July - September) Performance

	19/20	20/21	21/22	22/23	Annual Target
HI 11: Deliberate Primary Fires	10	9	8	4	29

HI 12 – Deliberate Secondary Fires

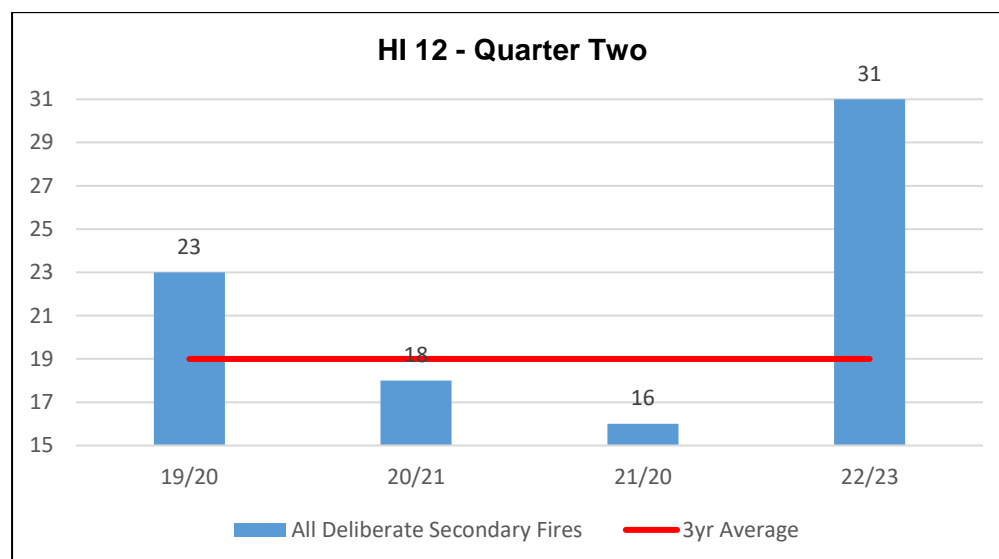


Table 9: Year to Date (July - September) Performance

	19/20	20/21	21/22	22/23	Annual Target
HI 12: Deliberate Secondary Fires	23	18	16	31	74

Indicator Description

These headline and indicators targets account for all types of fire that are believed to have been started intentionally, and are categorised as Deliberate Primary Fires and Deliberate Secondary Fires.

HI 11 – Deliberate Primary Fires

These deliberate fires cover the following types:

- Fires in the home
- Fires in non-domestic buildings
- Fires in motor vehicles

As a headline target, the aim is to reduce the rate of deliberate primary fires in Perth & Kinross by keeping these fires **below 29** each year.

HI 12 – Deliberate Secondary Fires

These deliberate fires cover the majority of outdoor fires including grassland and refuse fires and include fires in derelict buildings, but not chimney fires. As a headline target, the aim is to reduce the rate of deliberate secondary fires in Perth & Kinross by keeping these fires **below 80** each year, this exceeds the annual target.

What we aim to Achieve

As well as helping to deliver Priority Five: *Reducing Deliberate Fires*, we also link this headline target to improving the following Perth & Kinross LOIP outcomes:

- Developing educated, responsible and informed citizens
- Promoting a prosperous, inclusive and sustainable economy
- Supporting people to lead independent, healthy and active lives
- Creating a safe and sustainable place for future generations

Performance Management

There were five deliberate primary fires reported during quarter two, which is below average (9) and also lower than last year (8). Three of the incidents were grass/woodland fires and the others involved vehicles, these numbers are below the average and therefore showing **Green** against HI 11 annual target.

There were 31 deliberate secondary fires reported during quarter two which is above the same quarter in last year (16). There was also an increase against the three year average (31 against 19). The majority of these incidents were in Perth City area, the remaining incidents were spread across other ward areas. Given the target we have set for this reporting year we are showing **Red** against the HI 12 annual target against year to date.

During the last few months we have continued to work with partners to reduce the number of all deliberate fire incidents within Perth and Kinross. This proactive approach particularly around youth engagement endeavours to reduce the number of deliberate fires, particularly secondary fires, as part of a wider youth awareness education initiative. These included working with local schools to reduce this unacceptable, anti-social behaviour. This along with national campaigns during the Summer Season, however we have seen an increase in the risk locally. There is a continual programme of input each quarter with regard deliberate fire raising, alongside other educational safety programmes, across Perth and Kinross particularly around the Perth City area.

PRIORITY 6 – EFFECTIVE RISK MANAGEMENT AND OPERATIONAL PREPAREDNESS

Description

Risk Management and operational preparedness is a key area of work for the SFRS. In Perth & Kinross, this means:

- Knowing what the risks are in Perth & Kinross and then making plans, so we are resilient to respond to any event.
- Being prepared to respond to national threats or major emergencies.
- Developing flexibility to deploy crews, to take on a broadening role within the community.
- Firefighters being equipped to deal with emergencies safely and effectively and our stations being in a constant state of readiness.
- Safe, secure, vibrant and sustainable communities
- An inclusive and sustainable economy
- An enhanced, protected and enjoyed natural and built environment
- Improved physical, mental and emotional health and well-being

What we aim to Achieve

As well as helping to deliver Priority Six: *Effective Risk Management and Operational Preparedness*, our activities also support improving the following Perth & Kinross LOIP objectives:

- Developing educated, responsible and informed citizens
- Promoting a prosperous, inclusive and sustainable economy
- Supporting people to lead independent, healthy and active lives
- Creating a safe and sustainable place for future generations

Activity

During Quarter Two 2022 (July - September), we have delivered our quarterly training commitment to operational firefighters, whereby we trained and confirmed their preparedness to deal with:

- | | |
|--------------------------------|---------------------------|
| • Extrication Techniques (RTC) | • Road Traffic Collisions |
| • Breathing Apparatus | • Ladders |
| • Casualty Care | • Knots and Lines |
| • Pumps | • Water Awareness |

Firefighters continue to conduct Operational Intelligence visits to sites within their station area so that they are familiar with the associated risks and hazards and, if required, can take effective actions in dealing with incidents at these sites. They also continue to conduct Home Fire Safety Visits, with an action plan implemented to ensure that all High-Risk properties were visited and telephone contact made with all Medium and Low Risk properties.

We are maintaining our staff re-integration programme for day staff to be fully proficient to provide operational resilience should we suffer staff shortages due to Covid-19. With the relaxation of COVID-19 restrictions the service has recommenced delivering courses that had been postponed.

Specific Incident Command, Breathing Apparatus & Compartment Fire Behaviour Training courses continue, ensuring stations are staffed appropriately to meet the needs of our communities. Our Trainee Firefighter yearly assessments are also continuing to ensure that they are developing their skills in line with their 3-year Modern Apprenticeship. We are also continuing our advertising campaign with a view of filling a number of vacant posts within our On Call (previously known as retained and volunteer) stations.

APPENDIX 1: COMMUNITY SAFETY ENGAGEMENT PROGRAMMES


This section provides details of Community Safety Engagement initiatives undertaken within Perth & Kinross during the second quarter of 2022/23. The Safer Communities Partnership work together to continually provide various community safety messages, education, training and support. This implements risk reduction strategies to support our communities, particularly those most vulnerable. Working collaboratively also supports the priorities in the Local Fire and Rescue Plan and the wider Perth & Kinross Council Community Planning Partnerships priorities. Some examples from quarter two:



Following the higher than average water related injuries and deaths within Scotland last year, locally the SFRS awareness. The P&K Community Action Team promoted Water Safety including Drowning Prevention Day during the holiday period through our social media platforms and leaflet drops.



During the summer months we supported the P&K Visitor Management Campaign. Key representation from our teams in Kinloch Rannoch and Blairgowrie supported local patrols and engaged directly with visitors and campers within our beauty spots and local loch sides. Following the successful season last year, we are delighted to be part of this partner approach to maintain safety and environmental concerns.



Perth Fire Station is the venue for the local Rider Refinement Motorcycle Training. The course which runs from May – October involves seven courses which is led by Police Scotland and supported by local road safety partners. We are delighted to host and take part this key road safety initiative which has proved so successful in the past.



The SFRS P&K Community Action Team and members of Perth Fire Station Green Watch attended Perthshire Pride. They had a fantastic day where they provided Home Safety and career advice whilst also promoting respect and inclusivity.



With the Financial Crisis and Fuel Crisis, we are trying to highlight areas of concern prior to Autumn and Winter. Advice on the use of Chimneys, Solid Fuel heaters, Carbon Monoxide Poisoning, Disposable BBQ's and candles are being communicated through Home Fire Safety Visits, Social Media and the SFRS website. This will be a priority throughout the upcoming Thematic Action Plans.



Rural areas of Perth and Kinross are at risk of wildfires, particularly in the Summer season. Due to the prolonged warm dry spells during Q2 the SFRS attended several wildfires across the P&K area and the Community Action team used Social Media to reinforce the message on reducing the risk of wildfire.

SFRS attended 597 incidents of which a number would undoubtedly have had a serious impact on members of our communities and their families, particularly from Road Traffic Collisions, Dwelling Fires and other Special Service Calls. Some of the more notable incidents and events are noted below:

Combine Harvester and field fire



19/08/22, Fire Crews from Blairgowrie, Alyth, Perth and Dundee were mobilised to Woodside Farm to tackle a fire involving a Combine Harvester. The attendance times were short however by the time the crews arrived the fire had spread to two fields that had been freshly cut. The crews worked hard in nearly 30 degree heat to bring the fire under control quickly. Fires of this nature aren't unusual during the harvest period.

Flat Fire – Rannoch Road Perth



27/07/22 crews from Perth and Auchterarder responded to a fire in a top floor flat on Perth's Rannoch Road. The fire, which started in the kitchen, caused extensive damage to the flat. The quick actions of the initial crews ensured that the fire did not spread to the roof and they remained on scene for four hours to ensure the fire was fully extinguished.

Fire – Shore Recycling, Perth



04/09/22, crews from Perth, Kinross, Coupar Angus, Dundee and Fife attended a large fire at Shore Recycling, Shore Road, Perth. The fire started in a pile of recycled materials and attracted widespread coverage on media platforms. Crews worked tirelessly for over 24 hours to bring the incident to a safe conclusion.

RTC A923 Coupar Angus



12/07/22, two appliances from Blairgowrie attended a RTC on the A923 at Coupar Angus. The two casualties suffered minor injuries and were fortunate to not have suffered more serious injuries, they given a precautionary check by the Scottish Ambulance Service.

Page left intentionally blank