



## QUARTERLY MONITORING REPORT

*Covering the activities and performance in support of the Local Fire and Rescue Plan for Perth & Kinross 2017*



**SCOTTISH**  
FIRE AND RESCUE SERVICE  
Working together for a safer Scotland

**Quarter One: 2020/21**

**Working together  
for a safer Scotland**



## **ABOUT THE STATISTICS IN THIS REPORT**

The activity totals and other statistics quoted in this report are provisional in nature and subject to change as a result of ongoing quality assurance and review.

Because all statistics quoted are provisional there may be differences in the period totals quoted in our reports after original publication which result from revisions or additions to the data on our systems.

From 2015-16 onwards responsibility for the publication of end-year statistical data transferred from the Scottish Government to the SFRS. This change of responsibility does not affect the status of the figures quoted in this and other SFRS reports presented to the Committee.

<b>TABLE OF CONTENTS</b>	<b>PAGE</b>
<b>Introduction</b>	5
<b>Quarterly Performance Summary</b>	6
<b>Quarterly Performance Highlights</b>	7
<b>Priority 1 - Improving Fire Safety in The Home</b>	8
HI 1 – Accidental Dwelling Fires (ADF)	8
HI 2 – ADF Fatal Casualties	8
HI 3 – ADF Non-Fatal Casualties	8
<b>Priority 2 - Improving Fire Safety and Resilience in the Business Community</b>	10
HI 4 - Non-Domestic Building Fires	10
HI 5 – Fatal Casualties in Non-Domestic Buildings	10
HI 6 – Non-Fatal Casualties in Non-Domestic Buildings	10
<b>Priority 3 - Minimising the Impact of Unintentional Harm</b>	12
HI 7 – Road Traffic Collision (RTC) Incidents	12
HI 8 – Fatal RTC Casualties	12
HI 9 – Non-Fatal RTC Casualties	12
<b>Priority 4 - Reducing Unwanted Fire Alarm Signals</b>	14
HI 10 – Unwanted Fire Alarm Signals (UFAS)	14
<b>Priority 5 - Reducing Deliberate Fires</b>	16
HI 11 – Deliberate Primary Fires	16
HI 12 – Deliberate Secondary Fires	16
<b>Priority 6 - Effective Risk Management and Operational Preparedness</b>	18
<b>Activity Update</b>	
APPENDIX 1: COMMUNITY SAFETY ENGAGEMENT PROGRAMMES	19
APPENDIX 2: NOTABLE INCIDENTS / EVENTS	22

This page is intentionally blank

## INTRODUCTION

This is the quarter one monitoring report covering the SFRS's performance and activities in support of the six priorities in the Local Fire and Rescue Plan for Perth & Kinross 2017, namely:

- Priority 1 - Improving fire safety in the home
- Priority 2 - Improving fire safety and resilience in the business community
- Priority 3 - Minimising the impact of unintentional harm
- Priority 4 - Reducing unwanted fire alarm signals
- Priority 5 - Reducing deliberate fires
- Priority 6 - Effective risk management and operational preparedness













As well as supporting the six priorities in the Local Fire and Rescue Plan for Perth & Kinross, this monitoring report shows how SFRS activities and performance contribute to the wider priorities of the Perth & Kinross Council Community Planning Partnership (CPP), as set out in the Perth & Kinross Community Plan (LOIP).

The figures in this report are provisional, to provide the Committee with the SFRS's direction of travel in the Perth & Kinross area, in terms of performance against headline indicators and targets. Most figures will not change; however, members should note that there may be some small variations for some indicators when the final confirmed figures are published by the SFRS.




The Perth & Kinross Council Housing and Communities Committee agreed the new Local Fire and Rescue Plan for Perth & Kinross on 1 November 2017, covering the 3-year period from 1 November 2017 to October 2020. In support of delivering the priorities in this plan, 12 headline indicators and targets have been set, and form the basis of this quarterly monitoring report.

## PERFORMANCE SUMMARY

The table below provides a summary of quarter one activity and year to date (YTD) performance against headline indicators and annual targets. It aims to provide, at a glance, our direction of travel during the current reporting year.

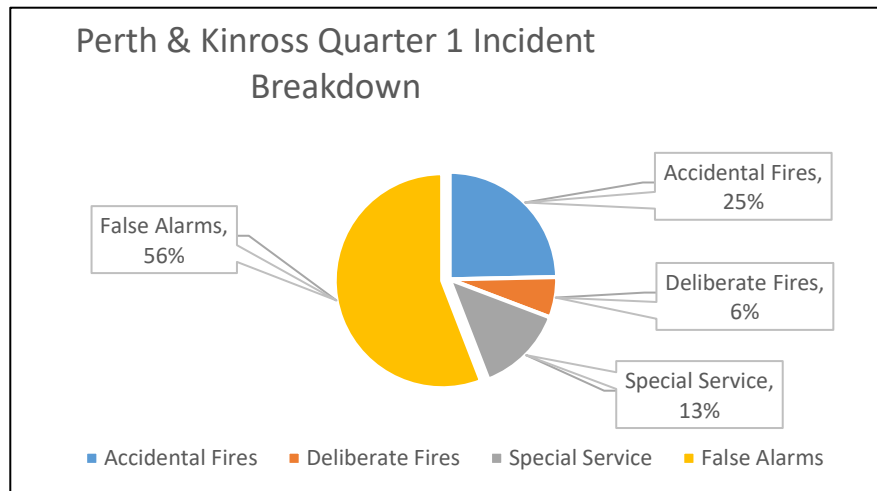
<p><b>HI 1</b> <b>Accident Dwelling Fires</b></p>  <p>Q1 – 35 Incidents YTD – 35 Incidents Annual Target – 106 Incidents</p>	<p><b>HI 2</b> <b>ADF Fatal Casualties</b></p>  <p>Q1 – 0 YTD – 0 Annual Target – 0</p>	<p><b>HI 3</b> <b>ADF Non-Fatal Casualties</b></p>  <p>Q1 – 9 YTD – 9 Annual Target – 20</p>
<p><b>HI 4</b> <b>Non-domestic Building fires</b></p>  <p>Q1 – 5 Incidents YTD – 5 Incidents Annual Target – 52 Incidents</p>	<p><b>HI 5</b> <b>Fatal Casualties in Non-Domestic Building Fires</b></p>  <p>Q1 – 0 YTD – 0 Annual Target – 0</p>	<p><b>HI 6</b> <b>Non-Fatal Casualties in Non-Domestic Building Fires</b></p>  <p>Q1 – 0 YTD – 0 Annual Target – 2</p>
<p><b>HI 7</b> <b>Road Traffic Collision (RTC) Incidents</b></p>  <p>Q1 – 13 Incidents YTD – 13 Incidents Annual Target – 83 Incidents</p>	<p><b>HI 8</b> <b>Fatal RTC Casualties</b></p>  <p>Q1 – 0 YTD – 0 Annual Target – 4</p>	<p><b>HI 9</b> <b>Non-Fatal RTC Casualties</b></p>  <p>Q1 – 4 YTD – 4 Annual Target – 70</p>
<p><b>HI 10</b> <b>Unwanted Fire Alarm Signals</b></p>  <p>Q1 – 101 Incidents YTD – 101 Incidents Annual Target – 570 Incidents</p>	<p><b>HI 11</b> <b>Deliberate Primary Fires</b></p>  <p>Q1 – 8 Incidents YTD – 8 Incidents Annual Target – 28 Incidents</p>	<p><b>HI 12</b> <b>Deliberate Secondary Fires</b></p>  <p>Q1 – 19 Incidents YTD – 19 Incidents Annual Target – 85 Incidents</p>

### Year-to-Date Legend

	Below headline target
	Less than 10% above headline target
	More than 10% above headline target

## PERFORMANCE HIGHLIGHTS

During Quarter one (April - June) the SRFS attended a total of 448 incidents across Perth & Kinross. It must be noted this report is during the world wide COVID-219 Pandemic which will have an impact on this report.

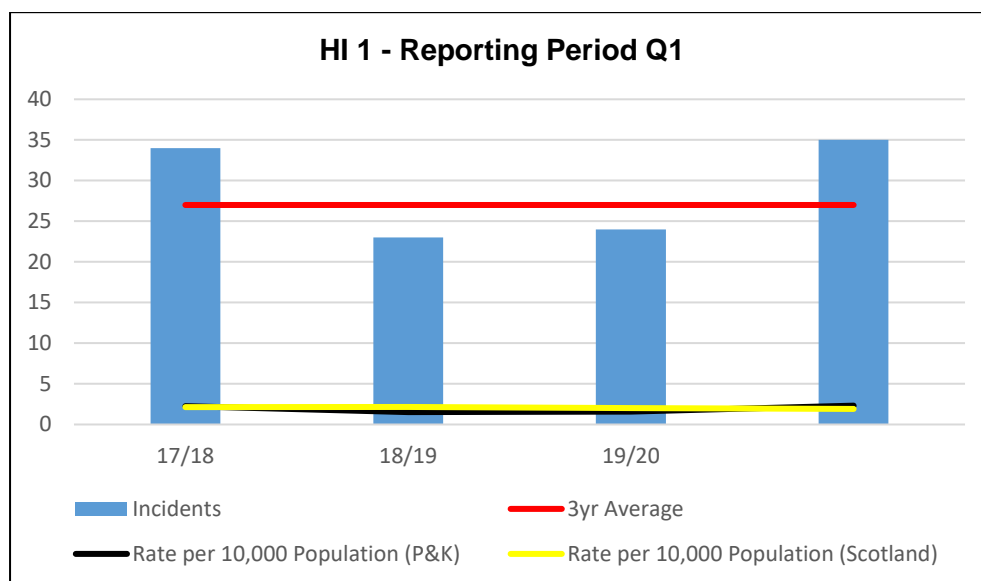


Of the 12 headline indicators and targets, the following performance should be noted for Quarter one 2020/21:

- The number of **Accidental Dwelling Fires (ADF's)** for quarter one has seen an increase. ADFs continue to decrease in the long term. The performance during quarter one reflects an increase on same quarter last year (46%) and on the three-year average (30%). The majority of fires are cooking related.
- There were no **ADF Fatal Casualty** during this reporting period. The number of **ADF Non-Fatal Casualties** has seen an increase for the reporting period with nine which is a significant increase from last quarter and a significant decrease on the same quarter last year.
- The number of **Non-Domestic Building fires** continues to decrease over the long-term. The performance during quarter one is reporting the lowest number of fires over the previous 5 years. There were no fatal casualties and no non-fatal casualties reported for quarter one in non-domestic fires.
- The number of **Road Traffic Collisions** for quarter one is reporting a decrease (43%) against the 3-year average for this quarter. There is a decrease (24%) on the same quarter last year. There are no reported **Fatal RTC Casualties** this quarter, whilst **Non-Fatal RTC Casualties** are reporting four for this quarter. The number of RTC casualties is the lowest for the last five years.
- The number of **Unwanted Fire Alarm Signals (UFAS)** caused by automatic fire alarms (AFAs) in non-domestic buildings reflects a 26% decrease on the 3-year average for this quarter whilst also reflecting a significant decrease on the same quarter last year.
- The number of **Deliberate Primary Fires** is reflecting the low number which is consistent across the last five years. The number of **Deliberate Secondary Fires** is reporting the lowest quarter one for the last five years and a significant decrease (44%) on the 3-year average.

## PRIORITY 1 - IMPROVING FIRE SAFETY IN THE HOME

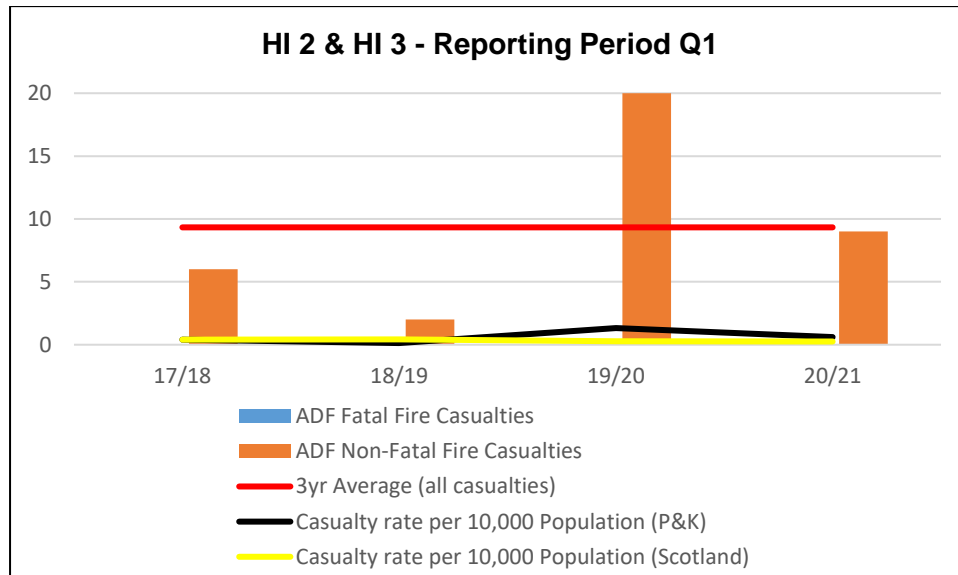
### HI 1 – Accidental Dwelling Fires (ADF)



**Table 1: Year to Date (April to June) Performance**

	17/18	18/19	19/20	20/21	Annual Target
<b>H1: ADF's</b>	34	23	24	35	106

### HI 2 - ADF Fatal Casualties & HI 3 - ADF Non-Fatal Casualties



**Table 2: Year to Date (April to June) Performance**

	17/18	18/19	19/20	20/21	Annual Target
<b>H2: ADF Fatal Casualties</b>	0	0	0	0	0
<b>H3: ADF Non-Fatal Casualties</b>	6	2	20	9	20



### Indicator Description

The largest single type of primary fire in Perth & Kinross is accidental fires in the home and their prevention is a key focus of the Service's community safety activity.

#### HI 1 – Accidental Dwelling Fires (ADF)

As a headline target, the aim is to reduce the rate of ADF's, in a growing Perth & Kinross population, by keeping these fires **below 106**, each year.

#### HI 2 – ADF Fatal Casualties

This indicator counts those people for whom fire has been clearly identified as the cause of death, even if they die some-time after the actual fire. Those who die at, or after, the fire but where fire is **not** identified as the cause of death are not included in these figures. As a headline target, the aim is to have **Zero ADF Fatal Casualties**, in Perth & Kinross each year.

#### HI 3 – ADF Non-Fatal Casualties

This headline target counts all types of non-fatal fire injury in the home, including precautionary checks. As a headline target, the aim is to reduce the risk of injury from fire in the home, in an increasing Perth & Kinross population, by keeping fire injuries **below 20**, each year.

### What we aim to Achieve

As well as helping to deliver Priority One: *Improving Fire Safety in the Home*, meeting the headline targets will also support a long-term Vision in the Perth & Kinross LOIP.

We also link this headline target to improving the following Perth & Kinross LOIP objectives:

- Developing educated, responsible and informed citizens
- Supporting people to lead independent, healthy and active lives
- Creating a safe and sustainable place for future generations

### Performance Management

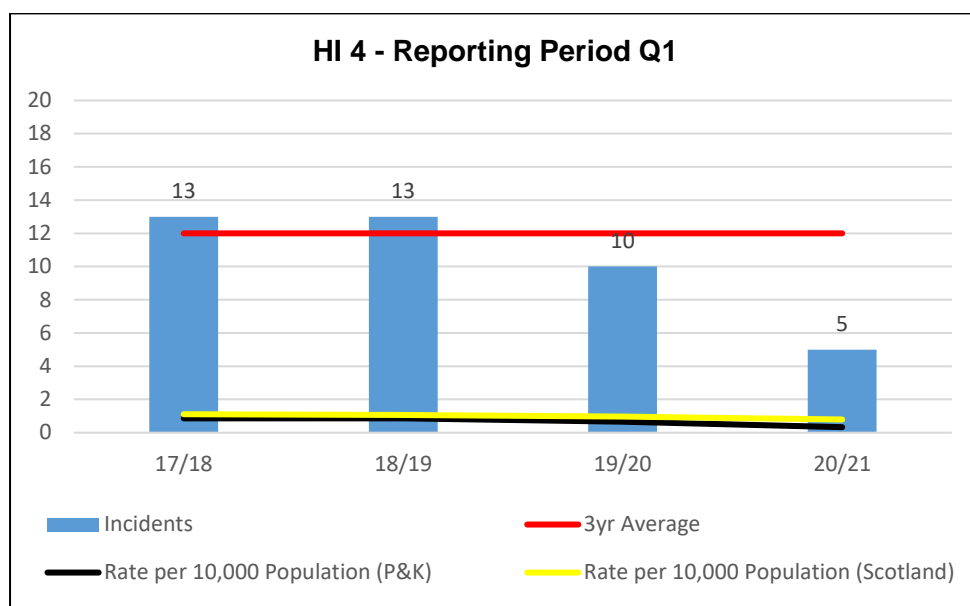
There were 35 ADF's reported during quarter one, which reflects an increase number of fires for Q1 against Q1 for last five years and the 3-year average (27). The fire damage in 30 incidents was reported as low level, whilst 5 sustained significant damage. Of the 35 fires 25 were fitted with smoke detection, of which 23 operated and gave early warning to the occupiers. The total number of ADF's continues to decrease in the long term, currently we are reporting the lowest number of fires annually for the last five years, however this quarter is reporting the highest number for the last five years. This maybe as a consequence of the global pandemic and the national lockdown, with people being at home. We are therefore showing **Red** for achieving the HI 1 annual target.

There was no ADF Fatal Casualty during quarter one. We are therefore showing **Green** for achieving the HI 2 annual target. There were 9 ADF Non-Fatal Casualties during quarter one, five received first aid on scene and 4 required hospital treatments, two for a precautionary check-up and two for minor injuries. We are showing **Red** for achieving the HI 3 annual target.

Within Perth & Kinross we will continue to work with our partners, under the current pandemic challenges, to ensure we positively contribute to reducing the risk to our communities and staff by analysis of our operational activities and targeting those most at risk and vulnerable, particularly around unintentional harm in the home. These targeted initiatives will continue under the current restrictions around the pandemic, develop and improve as we move forward together to ensure we provide the most appropriate support for our communities with regard to unintentional harm.

## PRIORITY 2 – IMPROVING FIRE SAFETY AND RESILIENCE IN THE BUSINESS COMMUNITY

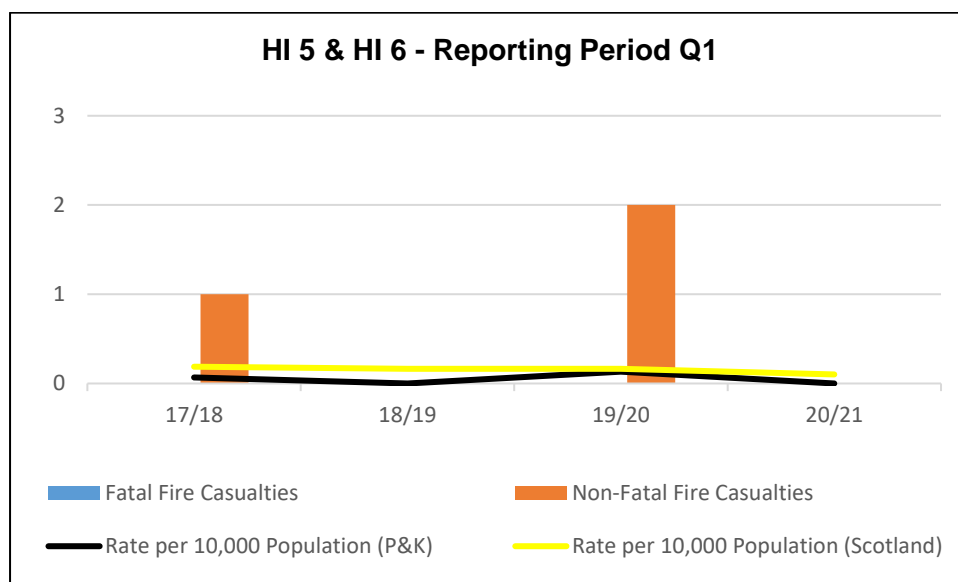
### HI 4 - Non-Domestic Building Fires



**Table 3: Year to Date (April to June) Performance**

	17/18	18/19	19/20	20/21	Annual Target
<b>H4: Non-domestic Building Fires</b>	13	13	10	5	55

### HI 5 – Fatal Fire Casualties in Non-Domestic Buildings & HI 6 – Non-Fatal Fire Casualties in Non-Domestic Buildings



**Table 4: Year to Date (April to June) Performance**

	17/18	18/19	19/20	20/21	Annual Target
<b>H5: Fatal Fire Casualties</b>	0	0	0	0	0
<b>H6: Non-Fatal Fire Casualties</b>	1	0	2	0	2

### Indicator Description

These headline indicators and targets cover the types of non-domestic buildings applicable to Part 3 of the Fire (Scotland) Act 2005 ('The Act') (e.g. care homes, hotels and hospitals etc.) and is designed to reflect the effectiveness of fire safety management in respect of these types of buildings.

#### HI 4 - Non-Domestic Building Fires Applicable to the Act

As a headline target, the aim is to reduce the rate of fires in non-domestic buildings (where The Act applies), by keeping these fires **below 55**, in Perth & Kinross each year.

#### HI 5 – Fatal Fire Casualties in Non-Domestic Building Fires Applicable to the Act

This indicator counts those people for whom fire has been clearly identified as the cause of death, even if they die sometime after the actual fire. Those who die at, or after, the fire but where fire is **not** identified as the cause of death are not included in these figures. As a headline target, the aim is to have **Zero Fatal Fire Casualties** in non-domestic buildings applicable to the Act, in Perth & Kinross each year.

#### HI 6 – Non-fatal Fire Casualties in Non-Domestic Building Fires Applicable to the Act

This headline target counts all types of non-fatal fire injury in non-domestic buildings, including precautionary checks. As a headline target, the aim is to reduce risk of injury from fire in non-domestic buildings, by keeping fire injuries **below 2**, in Perth & Kinross each year.

### What we aim to Achieve

As well as helping to deliver Priority Two: *Improving Fire Safety and Resilience in the Business Community*, we also link this headline target to improving the following Perth & Kinross LOIP outcomes:

- Promoting a prosperous, inclusive and sustainable economy
- Supporting people to lead independent, healthy and active lives
- Creating a safe and sustainable place for future generations

### Performance Management

There were 5 fires in non-domestic buildings during quarter one which reflects a significant decrease on the three-year average (12). 3 incidents resulted in minor damage, whilst two buildings resulted fire medium level of fire damage and one resulted in significant damage. This reflects the lowest numbers for the quarter for last five years. This therefore is showing **Green** for achieving the HI 4 against the annual target to date.

There were no Non-Domestic Fatal Casualties during quarter one. There have been no fatal casualties for over 5 years and we are therefore showing **Green** for achieving the HI 5 annual target to date.

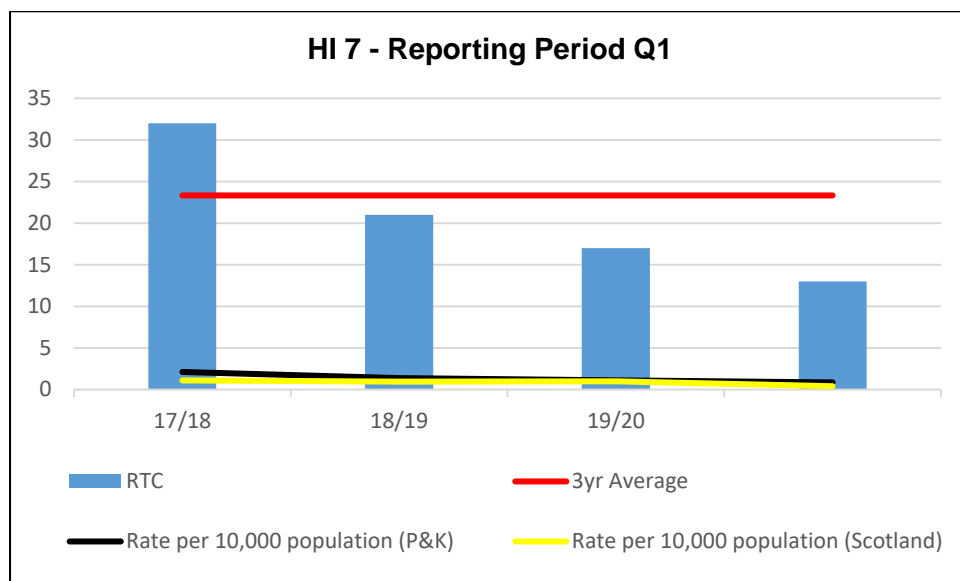
There were no Non-Domestic Non-Fatal Casualties during quarter one. We are showing **Green** for achieving the HI 6 annual target to date.

Fire Safety Enforcement Officers (FSEO) have contacted duty holders in-line with SFRS guidance to provide information and offer advice on fire safety and business resilience. A total of 47 consultations have taken place across P&K during Q1. Operational briefing notes have also been drafted and circulated for several premises on the high-risk database.

A SFRS national working group has been established to consider how fire safety audits can be conducted in the future where a physical visit cannot be undertaken. Much of the work is focussed on the ability to carry out remote audits using VC technology. This work should materialise in July 2020, with guidance issued to FSEOs for implementation.

## PRIORITY 3 – MINIMISING THE IMPACT OF UNINTENTIONAL HARM

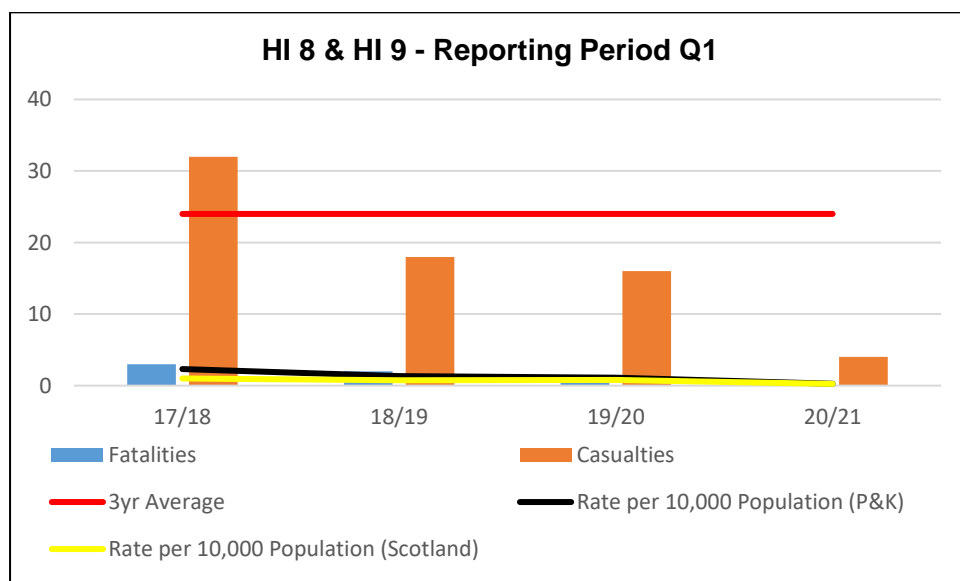
### HI 7 – Road Traffic Collision (RTC) Incidents



**Table 5: Year to Date (April to June) Performance**

	17/18	18/19	19/20	20/21	Annual Target
<b>H7: RTC Incidents</b>	32	21	17	13	83

### HI 8 – Fatal RTC Casualties & H9 – Non-Fatal RTC Casualties



**Table 6: Year to Date (April to June) Performance**

	17/18	18/19	19/20	20/21	Annual Target
<b>H8: Fatal RTC Casualties</b>	3	2	1	0	4
<b>H9: Non-Fatal RTC Casualties</b>	32	18	16	4	70

### Indicator Description

The SFRS has become increasingly involved in more non-fire related prevention work, in support of its role in promoting the wider safety and well-being of its communities, including minimising the impact of unintentional harm. The headline indicators and targets reflect the fact that most of non-fire related incidents attended by the SFRS in Perth & Kinross are RTC Incidents.

#### HI 7 - RTC Incidents

As a headline target, the aim is to reduce the rate of RTC incidents, by keeping them **below 83** each year.

#### HI 8 – Fatal RTC Casualties

As a headline target, the aim is to reduce the risk of death from RTC's in Perth & Kinross, by keeping them **below 4** each year.

#### HI 9 - Non-fatal RTC Casualties

As a headline target, the aim is to reduce the risk of injury from RTC's in Perth & Kinross, by keeping non-fire injuries **below 70** each year.

### What we aim to Achieve

As well as helping to deliver Priority Three: *Minimising the Impact of Unintentional Harm*, we also link these headline targets to improving the following Perth & Kinross LOIP outcomes:

- Developing educated, responsible and informed citizens
- Supporting people to lead independent, healthy and active lives
- Creating a safe and sustainable place for future generations

### Performance Management

We attended 13 RTC Incidents, to assist in safety of the incident scene and release/extricate occupants trapped of the vehicles as a result of a collision. This is the lowest number for this quarter in the last five years. A decrease (24%) in comparison to the same quarter in 2019/20 when there were 17, whilst reporting a reduction (45%) on the three-year average (23). We are showing **Green** for achieving the HI 7 annual target. Of the 13 incidents attended 8 were making the scene safe and 5 required more technical extrication.

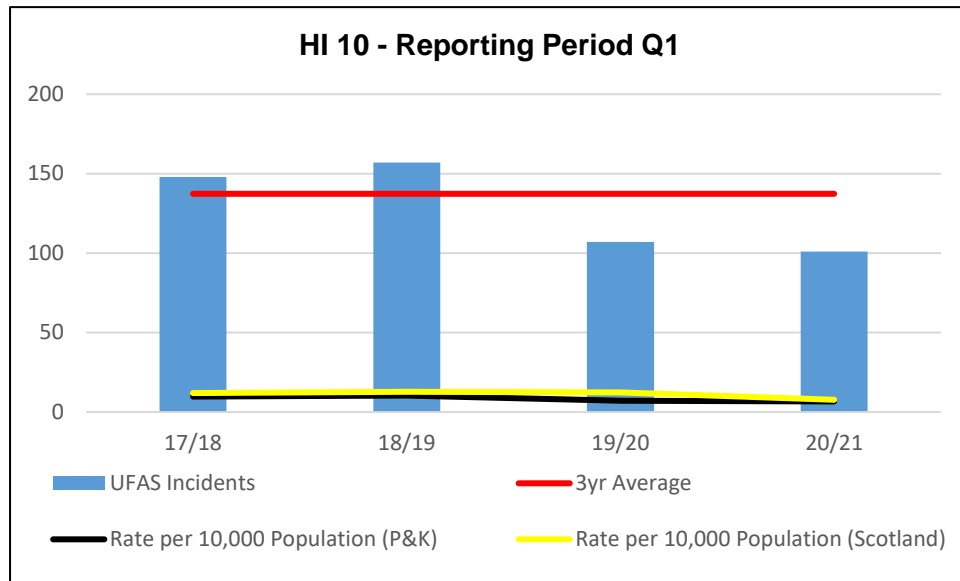
Of the 13 RTC Incidents we attended during quarter one there was no recorded fatality which is a decrease from previous years for this quarter. We are showing **Green** for achieving the HI 8 annual target.

Of the 13 RTC Incidents we attended during quarter one there were 4 non-fatal casualties which reflects a significant decrease on the same quarter last year (16). A significant decrease in the three-year average (22), and reporting the lowest number of casualties of any quarter for the last 5 years. We are showing **Green** for achieving the HI 9 annual target.

This type of incident accounts for around 3% of all incidents and 22% of all special service incidents attended this quarter. This quarter reflects low numbers which will be as a result of the Pandemic lockdown, however these types of incidents account for a high number of casualties every year which requires a multi-agency partnership approach to reduce these risks to people on our roads. Road Safety within Perth & Kinross has established a Road Safety Partnership to ensure we review our current position. This multi-agency group is reviewing this area of work locally with a view to establishing priorities for the partnership moving forward which will influence the content of Perth and Kinross Road Safety plan and subsequent actions. The Road Safety Plan is now in place which is supported by an annual action plan. These actions will ensure, as a partnership, we work towards integrating Road Safety initiatives that will reduce the impact of this type of incident locally.

## PRIORITY 4 - REDUCING UNWANTED FIRE ALARM SIGNALS

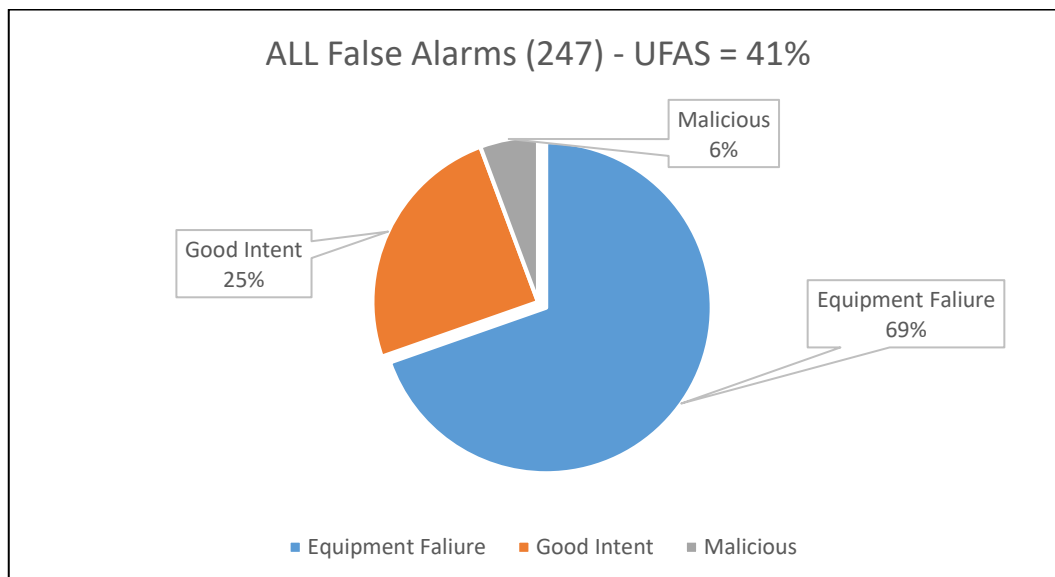
### HI 10 – Unwanted Fire Alarm Signals



**Table 7: Year to Date (April to June) Performance**

	17/18	18/19	19/20	20/21	Annual Target
HI 10: UFAS Incidents	148	157	107	101	570

### All False Alarms for Quarter one



### Indicator Description

Automatic Fire alarms (AFA) are fundamental to providing early warning from fire, giving people the chance to evacuate safely. However, to be effective, they must be properly installed and maintained, and a good fire safety management regime must be in place by the duty holder, so they do not activate when there is no fire.

Every Unwanted Fire Alarm Signal (UFAS) from an AFA has an impact in terms of unnecessary blue light journeys, redirecting SFRS resources away from other activities such as community safety work and causing considerable disruption to businesses.

#### HI 10 – Unwanted Fire Alarm Signals (UFAS)

As a headline target, the aim is to improve fire safety management and awareness, by reducing the number of attendances to unwanted fire alarm signals (UFAS) from automatic systems in non-domestic buildings to **less than 570** each year.

### What we aim to Achieve

As well as helping to deliver Priority Four: *Reducing Unwanted Fire Alarm Signals*, we also link this headline target to improving the following Perth & Kinross LOIP outcome:

- Promoting a prosperous, inclusive and sustainable economy

### Performance Management

During quarter one 2020/21, SFRS were called out to 101 UFAS incidents from a total of 247 False Alarms. This a slight decrease in comparison to the same quarter in 2019/20 when there were 107 UFAS whilst reflecting a decrease (26%) on the 3-year average of 137. In total, UFAS accounted for 23% of our total operational demand and were the cause of 41% of all false alarms in Perth & Kinross during quarter one.

All false alarms are continuing to report a slight downward trend which we will continue to work towards through a number of targeted initiatives driven by SFRS as well as local staff.

The table below lists the 5 property types that had persistent call-outs due to UFAS during quarter one. When analysed further, it is the same property types that are causing UFAS in Perth & Kinross and nationally, the picture is very similar.

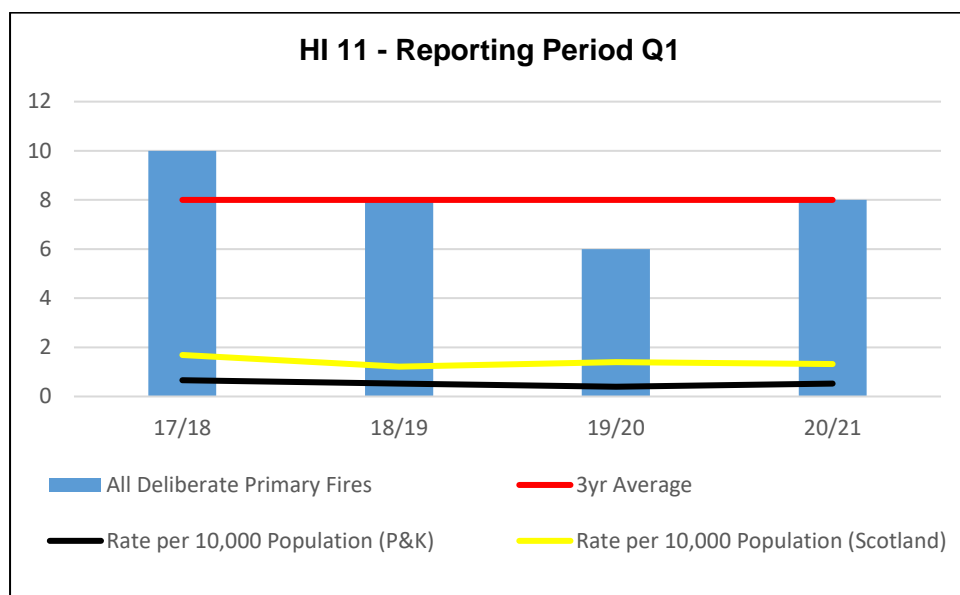
Property Types - UFAS	19-20 Q4	19-20 Q1		20-21 Q1
Residential - Home, Nursing/Care, school, sheltered	38	26		32
Retail/Offices	47	26		20
Education, school	35	14		14
Industrial Processing	19	8		10
Entertainment and culture	8	10		8

During quarter one our operational crews continue to investigate the cause of every UFAS event to ensure the appropriate level of engagement with the duty holder when in attendance at these call-outs. The number of all False Alarms attended by SFRS is on a steady decrease year on year. Based on the annual AFAS Target we have set we are currently showing **Green** for achieving the HI 10 annual target.

Due to the gradual lifting of the lockdown restrictions, with more businesses opening resulting in an increase in UFAS activity, FSEO's have been contacting duty holders offering advice to reduce unwanted activations.

## PRIORITY 5 – REDUCING DELIBERATE FIRES

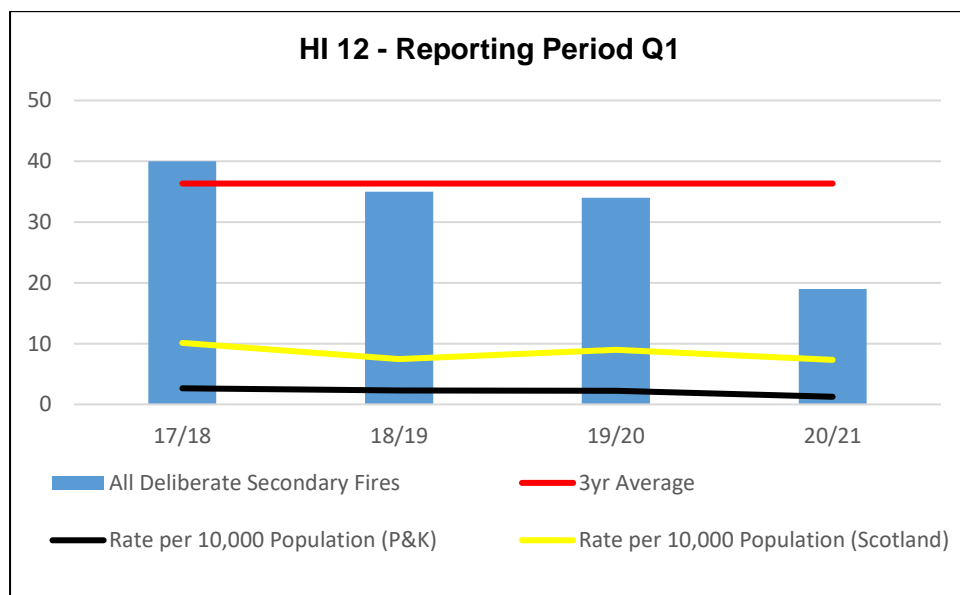
### HI 11 – Deliberate Primary Fires



**Table 8: Year to Date (April to June) Performance**

	17/18	18/19	19/20	20/21	Annual Target
<b>HI 11: Deliberate Primary Fires</b>	10	8	6	8	28

### HI 12 – Deliberate Secondary Fires



**Table 9: Year to Date (April to June) Performance**

	17/18	18/19	19/20	20/21	Annual Target
<b>HI 12: Deliberate Secondary Fires</b>	40	35	34	19	85



### Indicator Description

These headline and indicators targets account for all types of fire that are believed to have been started intentionally, and are categorised as Deliberate Primary Fires and Deliberate Secondary Fires.

#### HI 11 – Deliberate Primary Fires

These deliberate fires cover the following types:

- Fires in the home
- Fires in non-domestic buildings
- Fires in motor vehicles

As a headline target, the aim is to reduce the rate of deliberate primary fires in Perth & Kinross by keeping these fires **below 28** each year.

#### HI 12 – Deliberate Secondary Fires

These deliberate fires cover the majority of outdoor fires including grassland and refuse fires and include fires in derelict buildings, but not chimney fires. As a headline target, the aim is to reduce the rate of deliberate secondary fires in Perth & Kinross by keeping these fires **below 85** each year, this exceeds the annual target.

### What we aim to Achieve

As well as helping to deliver Priority Five: *Reducing Deliberate Fires*, we also link this headline target to improving the following Perth & Kinross LOIP outcomes:

- Developing educated, responsible and informed citizens
- Promoting a prosperous, inclusive and sustainable economy
- Supporting people to lead independent, healthy and active lives
- Creating a safe and sustainable place for future generations

### Performance Management

There were 8 deliberate primary fires reported during quarter one, which is reporting a slight increase from the same quarter last year (6) and one of the lowest for the last five years, whilst also showing the same as the three-year average of 8. We are reporting a similar number of fires as the incidents remain relatively low in the long term, Perth and Kinross are reporting low numbers of this type of incident year on year. Six of the incidents reported were outdoor fire whilst two were within buildings. This reflects slightly above the year to date target and is therefore showing **Amber** against the HI 11 annual target.

There were 19 deliberate secondary fires reported during quarter one, which is a significant decrease in comparison to the same quarter in 2019/20 when there were 34 deliberate secondary fires. This also reflects a significant decrease on the three-year average for this quarter with 36. This also reports a significant increase on last quarter with 14 incidents. The majority of these incidents were in Perth City area with 8 (42%) and Carse of Gowrie with 5 (26%). Given the target we have set for this reporting year we are showing **Green** for achieving the HI 12 annual target against year to date.

During the last few months we have continued to work with partners to reduce the number of all deliberate fire incidents as best we can under the restriction imposed from the Pandemic. We have maintained in constant dialogue with partners to ensure we continued to provide the best service we can jointly on a risk based approach.

## PRIORITY 6 – EFFECTIVE RISK MANAGEMENT AND OPERATIONAL PREPAREDNESS

### Description

Risk Management and operational preparedness is a key area of work for the SFRS. In Perth & Kinross, this means:

- Knowing what the risks are in Perth & Kinross and then making plans, so we are resilient to respond to any event.
- Being prepared to respond to national threats or major emergencies.
- Developing flexibility to deploy crews, to take on a broadening role within the community.
- Firefighters being quipped to deal with emergencies safely and effectively and our stations being in a constant state of readiness.
- Safe, secure, vibrant and sustainable communities
- An inclusive and sustainable economy
- An enhanced, protected and enjoyed natural and built environment
- Improved physical, mental and emotional health and well-being

### What we aim to Achieve

As well as helping to deliver Priority Six: *Effective Risk Management and Operational Preparedness*, our activities also support improving the following Perth & Kinross LOIP objectives:

- Developing educated, responsible and informed citizens
- Promoting a prosperous, inclusive and sustainable economy
- Supporting people to lead independent, healthy and active lives
- Creating a safe and sustainable place for future generations

### Activity

During Quarter One 2020, we have delivered our quarterly training commitment to operational firefighters, whereby we trained and confirmed their preparedness to deal with:

- |                   |               |           |
|-------------------|---------------|-----------|
| • Pumps           | • Electricity | • Driving |
| • Water Awareness | • Refuse      | • Silos   |

Firefighters continue to visit sites within their station area so that they are familiar with the associated risks and hazards and, if required, can take effective actions in dealing with incidents at these sites. During this quarter firefighters could not visit sites to gather Operational Intelligence, however phone conversations were held to review our response plans, these visits included hotels, care homes, high rise, industrial premises and sporting venues. We have completed our staff re-integration programme for day staff to be fully proficient to provide operational resilience should we suffer staff shortages due to Covid-19. This included Operational Crew Commanders who have been appliance drivers prior to being promoted being re-accredited with driving under blue lights. We are still delivering Covid-19 Risk Critical courses bearing in mind all the governments guidelines which will be essential training only where the subject has been deemed risk critical. We are preparing to identify and schedule training that was put on hold, due to the Pandemic, back in as soon as this is practicable.

All crews have now been fully trained with our Command & Support Unit to enhance our response at any large incident. An Initial Casualty Assessment Course carried out due to becoming risk critical within the watch training. Specific Incident Command, Breathing Apparatus & Compartment Fire Behaviour Training courses have been completed ensuring stations are staffed appropriately to meet the needs of our communities.

In a collaborative approach, Perth Training Instructors ran a course for the Dundee Airport Firefighters to keep their skills up with BA and Real Fire Training.

Further successful Whole-time candidates have now completed their residential training programme at either SFRS National Training Centre, Cambuslang or SFRS Training Centre, Thornton, Fife and have been posted to local Wholetime stations at the end of June 2020.

## APPENDIX 1: COMMUNITY SAFETY ENGAGEMENT PROGRAMMES

This section provides details of Community Safety Engagement initiatives undertaken within Perth & Kinross during the first quarter of 2018-19, the safer Communities partnership work together to continue to provide various community safety messages, education, training and support which will continue to develop, whilst implementing risk reduction strategies to support our communities, particularly those most vulnerable. This joint work will also support the priorities in the LFRP 2017 and wider Perth & Kinross Council CPP priorities. Some examples this quarter are;

### Pomarium High Rise

Multi Agency Community Engagement initiative delivered at Pomarium Street Flats, Perth was developed and actioned after consultation evenings with residents and input from all agencies involved. Extensive upgrades to Security, Storage areas, CCTV and removal of bin chutes and replaced with communal external refuse area.

### Multi-Agency support

In Partnership with Tayside LRP, Community Safety staff have been trained for Covid-19 contingency events. This involved a number of training and familiarisation sessions within the 3 temporary sites set up around PKAD for support the local approach.

### Joint working

Working with PKC, SFRS have set up an agreement to hold master keys for PKC domestic portfolio for a pilot period. This will aid staff in gaining entry to premises, reducing damage and costs to the landlord, whilst also leaving information for the absent occupier. This will be reviewed in the coming months.

### Protecting People Group

set up with professional partners from Substance misuse, Social work, NHS, PKC Housing, Police Scotland, SFRS, Safer Communities, Adult Protection and Child Protection. This group is designed to signpost, share knowledge and gain best practice with the most vulnerable in the community. Still in its infancy, this group has allowed for a more robust and transparent joint working opportunity. Carried out through Microsoft Teams.

### Corporate Parenting

SFRS locally within Perth and Kinross were the first to make their Pledge to the Corporate Parenting group, to support Care Experienced Young People in Perth and Kinross. We then received the first Corporate Parenting kit designed by the FYI group from @Scott Street.



## SFRS Make the Call Campaign

this initiative was launched on the back of a spike in Serious and fatal house fires during Lockdown. CAT team was involved in scrutinising HFSV due lists, looking for people who met the Very High-Risk Criteria. These people were then offered a physical visit as per our Covid-19 Task Card Guidance. The remainder of the due list, were offered a reassurance telephone response, from CAT (RDS / VDS areas) or Perth WT Watches for Perth City. Awaiting restrictions being lifted, before carrying out a physical HFSV in the future.



## Inconsiderate Camping Initiative

A multi-agency group has been formed with a series of meetings arranged in preparation for Lockdown changes and the 5-mile restriction being lifted for movement, by the Scottish Government. Another Multi Agency approach, where hot spot areas were identified and a Task Force ranging from Community Wardens, SFRS, Police Scotland, Forestry Commission, PKC and Countryside Rangers supported the community with the challenges, dirty camping produces. For partners to be on the ground engaging with people enjoying our countryside to ensure they are behaving in a responsible manner. This initiative is still ongoing, with regular feedback from all involved.





## APPENDIX 2: NOTABLE INCIDENTS / EVENTS

SFRS attended 448 incidents of which a number would undoubtedly have had a serious impact on members of our communities and their families, particularly from Road Traffic Collisions, Dwelling Fires and other Special Service Calls. Some of the more notable incidents and events are noted below:

### **Reed Beds Fire – Carse of Gowrie**

On Monday 27<sup>th</sup> April 2020, at 11:46hrs, SFRS mobilised to a report of a large fire developing within the reed beds in the Carse of Gowrie, between Errol and Longforgan. The reed beds are a Site of Special Scientific Interest and an important conservation area for rare birdlife.

With an initial area affected of 400 square metres, the fire rapidly intensified resulting in an approximate 3km stretch of reed beds along the coastline being consumed by fire. Nearby properties and mature woodlands were also under threat,



which was exacerbated by unpredictable wind speed and direction. With access to the fire severely limited due its geographical location, and 15-metre-high flames fanned by the wind, the safety of firefighters, partner agencies and nearby residents was paramount.

A large deployment of SFRS resources from Perth, Dundee and surrounding areas ensued, with air support from a local helicopter company with experience in dealing with wildfires. Volunteer agencies were also called upon to provide aerial footage using drones to assist the firefighting operations. 65 firefighters and officers with a range of firefighting vehicles and equipment tackled the blaze into the evening, with a total of 77,000 litres of water from the River Tay dropped onto the fire using the helicopter with a specialist water bucket attached.



Intense walls of flames and thick black smoke could be seen for miles around





Aerial image highlighting extent of the area of reed beds consumed by fire.



Limited access to the site with nearby properties and mature woodland highlight the challenges faced by the emergency services attending the scene.



### **Comrie power their way to Green Action victory**

Reducing their fuel bills has earned three Scottish fire stations a place in the top ten league table of a UK wide annual competition - with the number one spot going to Comrie RDS Fire Station in Perthshire. SFRS nominates several stations each year to compete in Green Action, where crews work hard to cut their gas and electricity costs over the winter months. This year 67 stations the length and breadth of Great Britain took part to see how small actions can impact on the energy used in buildings.

Comrie managed to save an incredible £1,826, which is a 62% reduction compared to winter 2018/19. The top ten also featured South Lochs (Isle of Lewis) in second place and Shotts (South Lanarkshire) in at number five. Celebrating their achievement, Watch Commander Ben Liversedge from Comrie RDS Fire Station said: "It was a fantastic effort from the whole crew throughout the duration of the competition.

"Green Action has certainly made everyone at the station more mindful of energy waste and the steps that can be taken to reduce this, such as dialing down the heating, switching off lights in empty rooms and closing windows and doors. The result shows what is possible through simple behavioral changes."

The winning station will receive investment in an environmentally beneficial project bespoke to their building.

