



QUARTERLY MONITORING REPORT

Covering the activities and performance in support of the Local Fire and Rescue Plan for Perth & Kinross.



SCOTTISH
FIRE AND RESCUE SERVICE
Working together for a safer Scotland

Quarter One: 2022/23

**Working together
for a safer Scotland**



ABOUT THE STATISTICS IN THIS REPORT

The activity totals and other statistics quoted in this report are provisional in nature and subject to change as a result of ongoing quality assurance and review.

Because all statistics quoted are provisional there may be differences in the period totals quoted in our reports after original publication which result from revisions or additions to the data on our systems.

From 2015-16 onwards responsibility for the publication of end-year statistical data transferred from the Scottish Government to the SFRS. This change of responsibility does not affect the status of the figures quoted in this and other SFRS reports presented to the Committee.

TABLE OF CONTENTS	PAGE
Introduction	5
Quarterly Performance Summary	6
Quarterly Performance Highlights	7
Priority 1 - Improving Fire Safety in The Home	8
HI 1 – Accidental Dwelling Fires (ADF)	8
HI 2 – ADF Fatal Casualties	8
HI 3 – ADF Non-Fatal Casualties	8
Priority 2 - Improving Fire Safety and Resilience in the Business Community	10
HI 4 - Non-Domestic Building Fires	10
HI 5 – Fatal Casualties in Non-Domestic Buildings	10
HI 6 – Non-Fatal Casualties in Non-Domestic Buildings	10
Priority 3 - Minimising the Impact of Unintentional Harm	12
HI 7 – Road Traffic Collision (RTC) Incidents	12
HI 8 – Fatal RTC Casualties	12
HI 9 – Non-Fatal RTC Casualties	12
Priority 4 - Reducing Unwanted Fire Alarm Signals	14
HI 10 – Unwanted Fire Alarm Signals (UFAS)	14
Priority 5 - Reducing Deliberate Fires	16
HI 11 – Deliberate Primary Fires	16
HI 12 – Deliberate Secondary Fires	16
Priority 6 - Effective Risk Management and Operational Preparedness	18
Activity Update	
APPENDIX 1: COMMUNITY SAFETY ENGAGEMENT PROGRAMMES	19
APPENDIX 2: NOTABLE INCIDENTS / EVENTS	21

This page is intentionally blank

INTRODUCTION

This quarter one monitoring report covers the SFRS's performance and activities in support of the six priorities in the Local Fire and Rescue Plan for Perth & Kinross, namely:

- Priority 1 - Improving fire safety in the home
- Priority 2 - Improving fire safety and resilience in the business community
- Priority 3 - Minimising the impact of unintentional harm
- Priority 4 - Reducing unwanted fire alarm signals
- Priority 5 - Reducing deliberate fires
- Priority 6 - Effective risk management and operational preparedness

























As well as supporting the six priorities in the Local Fire and Rescue Plan for Perth & Kinross, this monitoring report shows how SFRS activities and performance contribute to the wider priorities of the Perth & Kinross Council Community Planning Partnership (CPP), as set out in the Perth & Kinross Community Plan (LOIP).

The figures in this report are provisional, to provide the Committee with the SFRS's direction of travel in the Perth & Kinross area, in terms of performance against headline indicators and targets. Most figures will not change; however, members should note that there may be some small variations for some indicators when the final confirmed figures are published by the SFRS.




The Perth & Kinross Council Housing and Communities Committee agreed the new Local Fire and Rescue Plan for Perth & Kinross on 2 December 2020, covering a three-year period. In support of delivering the priorities in this plan, 12 headline indicators and targets have been set, and form the basis of this quarterly monitoring report.

PERFORMANCE SUMMARY

The table below provides a summary of quarter one activity and year to date (YTD) performance against Headline Indicators and annual targets. It aims to provide, at a glance, our direction of travel during the current reporting year.

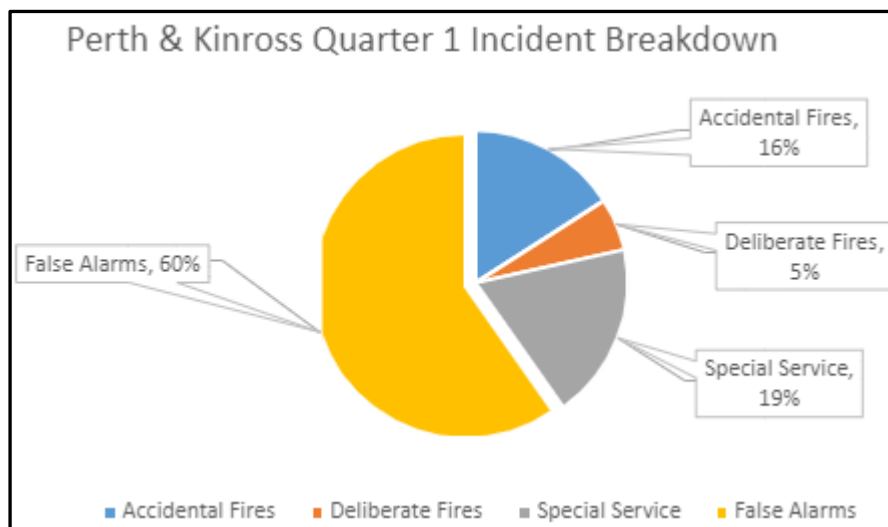
<p>HI 1 Accident Dwelling Fires (ADF)</p>   <p>Q1 – 18 Incidents YTD – 18 Incidents Annual Target – 104 Incidents</p>	<p>HI 2 ADF Fatal Casualties</p>   <p>Q1 – 0 YTD – 0 Annual Target – 0</p>	<p>HI 3 ADF Non-Fatal Casualties</p>   <p>Q1 – 1 YTD – 1 Annual Target – 18</p>
<p>HI 4 Non-domestic Building fires</p>   <p>Q1 – 11 Incidents YTD – 11 Incidents Annual Target – 53 Incidents</p>	<p>HI 5 Fatal Casualties in Non-Domestic Building Fires</p>   <p>Q1 – 0 YTD – 0 Annual Target – 0</p>	<p>HI 6 Non-Fatal Casualties in Non-Domestic Building Fires</p>   <p>Q1 – 0 YTD – 0 Annual Target – 2</p>
<p>HI 7 Road Traffic Collision (RTC) Incidents</p>   <p>Q1 – 17 Incidents YTD – 17 Incidents Annual Target – 83 Incidents</p>	<p>HI 8 Fatal RTC Casualties</p>   <p>Q1 – 0 YTD – 0 Annual Target – 0</p>	<p>HI 9 Non-Fatal RTC Casualties</p>   <p>Q1 – 7 YTD – 7 Annual Target – 70</p>
<p>HI 10 Unwanted Fire Alarm Signals</p>   <p>Q1 – 117 Incidents YTD – 117 Incidents Annual Target – 620 Incidents</p>	<p>HI 11 Deliberate Primary Fires</p>   <p>Q1 – 4 Incidents YTD – 4 Incidents Annual Target – 29 Incidents</p>	<p>HI 12 Deliberate Secondary Fires</p>   <p>Q1 – 18 Incidents YTD – 18 Incidents Annual Target – 80 Incidents</p>

Year-to-Date Legend

	Below headline target
	Less than 10% above headline target
	More than 10% above headline target

PERFORMANCE HIGHLIGHTS

During Quarter One (April - June) the SFRS attended a total of 413 incidents across Perth & Kinross.



Of the 12 headline indicators and targets, the following performance should be noted for Quarter one 21/22:

- The number of **Accidental Dwelling Fires (ADF's)** continues to decrease in the long term, reporting the lowest YTD number of ADFs in the last three years (18 incidents against an average of 34). The performance during quarter one reflects a similar decrease on same quarter last year (20) and on the three-year average.
- There were no **ADF Fatal Casualties**
- The number of **ADF Non-Fatal Casualties** (1) is below to the three year average (12).
- The number of **Non-Domestic Building fires** (11) is reflecting a decrease for this quarter, last quarter and is equal to the three-year average. There were no fatal casualties and no non-fatal casualties reported for quarter one in non-domestic building fires.
- The number of **Road Traffic Collisions** for quarter one is reflecting an increase against the three year average for this quarter (11 against 14). There is a decrease on the same quarter last year and the YTD numbers. There were no **Fatal RTC Casualties** reported for this quarter whilst **Non-Fatal RTC Casualties** is reporting seven. The number of RTC casualties is the lowest for the last three years for this quarter and YTD.
- The number of **Unwanted Fire Alarm Signals (UFAS)** caused by automatic fire alarms (AFAs) in non-domestic buildings reports an increase, 117 against a three-year average of 113. YTD figures for 22/23 is below our annual target (for Q1) 117 against 155.
- The number of **Deliberate Primary Fires** is reflecting a decrease against the average, four incidents against an average of seven. The number of **Deliberate Secondary Fires** is reporting a decrease for this quarter 18 against an average of 32 and also decrease YTD 18 against 20 incidents.

PRIORITY 1 - IMPROVING FIRE SAFETY IN THE HOME

HI 1 – Accidental Dwelling Fires (ADF)

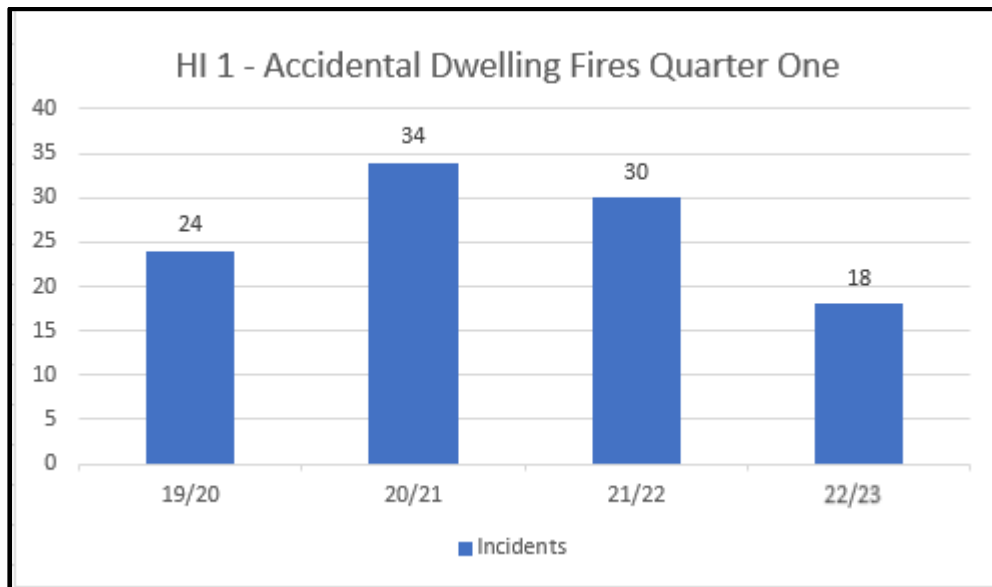


Table 1: Year to Date (April - June) Performance

	19/20	20/21	21/22	22/23	Annual Target
H1: ADF's	24	34	30	18	104

HI 2 - ADF Fatal Casualties & HI 3 - ADF Non-Fatal Casualties

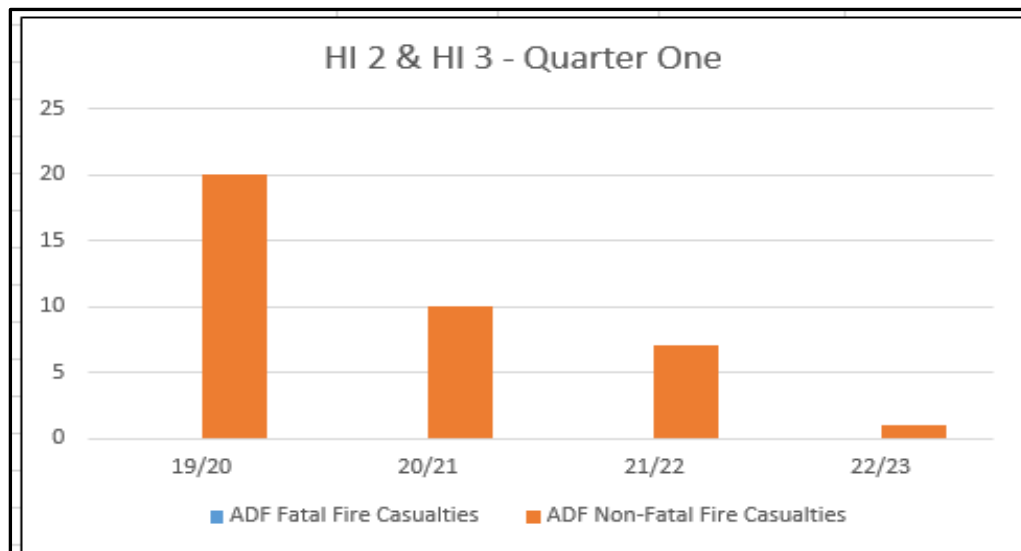


Table 2: Year to Date(April - June) Performance

	19/20	20/21	21/22	22/23	Annual Target
H2: ADF Fatal Casualties	0	0	0	0	0
H3: ADF Non-Fatal Casualties	20	10	7	1	18

Indicator Description

The largest single type of primary fire in Perth & Kinross is ADF in the home and their prevention is a key focus of the Service's community safety activity.

HI 1 – Accidental Dwelling Fires

As a headline target, the aim is to reduce the rate of ADF's, in a growing Perth & Kinross population, by keeping these fires **below 104**, each year.

HI 2 – ADF Fatal Casualties

This indicator counts those people for whom fire has been clearly identified as the cause of death, even if they die some-time after the actual fire. Those who die at, or after, the fire but where fire is **not** identified as the cause of death are not included in these figures. As a headline target, the aim is to have **Zero ADF Fatal Casualties**, in Perth & Kinross each year.

HI 3 – ADF Non-Fatal Casualties

This headline target counts all types of non-fatal fire injury in the home, including precautionary checks. As a headline target, the aim is to reduce the risk of injury from fire in the home, in an increasing Perth & Kinross population, by keeping fire injuries **below 18**, each year.

What we aim to Achieve

As well as helping to deliver Priority One: *Improving Fire Safety in the Home*, meeting the headline targets will also support a long-term vision in the Perth & Kinross LOIP.

We also link this headline target to improving the following Perth & Kinross LOIP objectives:

- Developing educated, responsible and informed citizens
- Supporting people to lead independent, healthy and active lives
- Creating a safe and sustainable place for future generations

Performance Management

There were 18 ADF's reported during quarter one, which reflects a decreased number of fires for the same quarter last year which was 20. The three-year average (34). The fire damage in 11 incidents was reported as low level and seven medium. None sustained significant damage. Of the 18 fires 13 had previously been fitted with smoke detection, of which 11 operated and gave early warning to the occupiers. The total number of ADF's continues to decrease in the long term, currently we are reporting the equal lowest number of fires for the last five years. This is as a result of a number community safety initiatives delivered through partnership working. We are therefore showing **Green** for achieving the HI 1 annual target.

There was no ADF Fatal Casualties during quarter one. We are therefore showing **Green** for achieving the HI 2 annual target. There were one ADF Non-Fatal Casualties during quarter one, they received first aid on scene and were not admitted to hospital. This is the lowest number of quarterly non-fatal casualties for the last five years. We are showing **Green** against the HI 3 annual target.

Within Perth & Kinross we will continue to work with our partners to ensure we positively contribute to reducing the risk to our communities and staff by analysis of our operational activities and targeting those most at risk and vulnerable, particularly around unintentional harm in the home. These targeted initiatives will continue to develop and improve as we move forward together to ensure we provide the most appropriate support for our communities with regard to unintentional harm.

PRIORITY 2 – IMPROVING FIRE SAFETY AND RESILIENCE IN THE BUSINESS COMMUNITY

HI 4 - Non-Domestic Building Fires

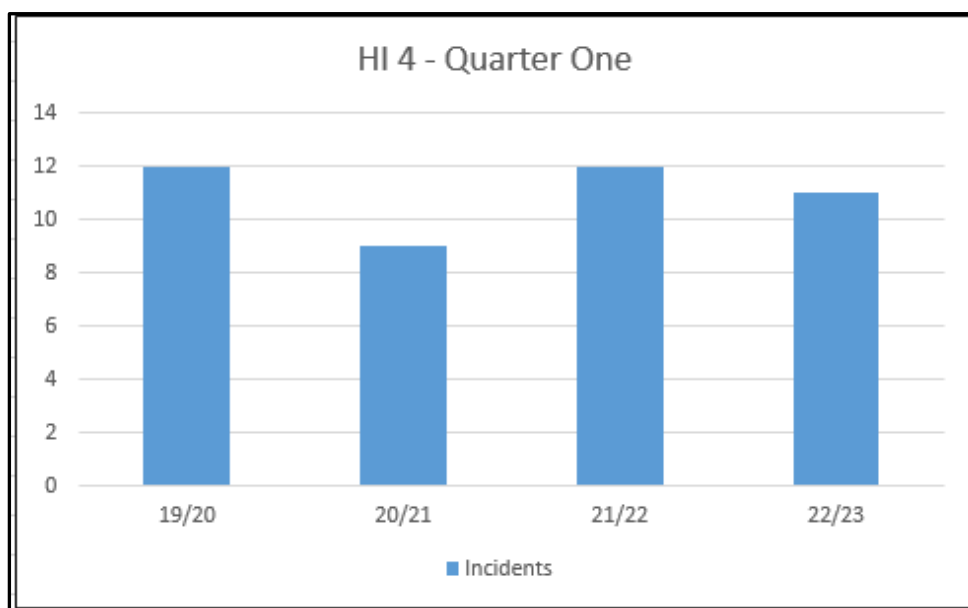


Table 3: Year to Date (April - June) Performance

	19/20	20/21	21/22	22/23	Annual Target
H4: Non-domestic Building Fires	12	9	12	11	53

HI 5 – Fatal Fire Casualties in Non-Domestic Buildings & HI 6 – Non-Fatal Fire Casualties in Non-Domestic Buildings

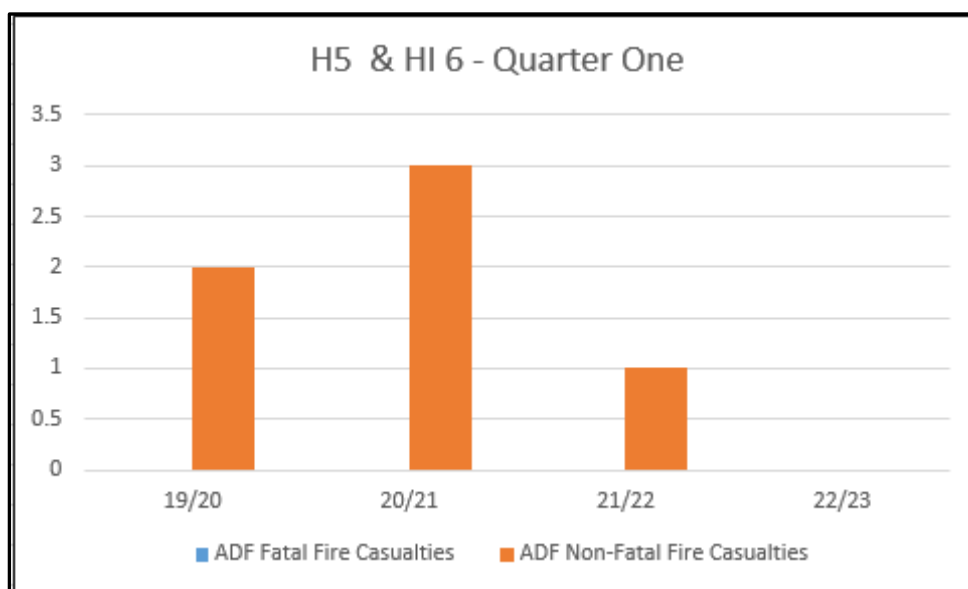


Table 4: Year to Date (April - June) Performance

	19/20	20/21	21/22	22/23	Annual Target
H5: Fatal Fire Casualties	0	0	0	0	0
H6: Non-Fatal Fire Casualties	2	3	1	0	2

Indicator Description

These headline indicators and targets cover the types of non-domestic buildings applicable to Part 3 of the Fire (Scotland) Act 2005 ('The Act') (e.g. care homes, hotels and hospitals etc.) and is designed to reflect the effectiveness of fire safety management in respect of these types of buildings.

HI 4 - Non-Domestic Building Fires Applicable to the Act

As a headline target, the aim is to reduce the rate of fires in non-domestic buildings (where The Act applies), by keeping these fires **below 53**, in Perth & Kinross each year.

HI 5 – Fatal Fire Casualties in Non-Domestic Building Fires Applicable to the Act

This indicator counts those people for whom fire has been clearly identified as the cause of death, even if they die sometime after the actual fire. Those who die at, or after, the fire but where fire is **not** identified as the cause of death are not included in these figures. As a headline target, the aim is to have **Zero Fatal Fire Casualties** in non-domestic buildings applicable to the Act, in Perth & Kinross each year.

HI 6 – Non-fatal Fire Casualties in Non-Domestic Building Fires Applicable to the Act

This headline target counts all types of non-fatal fire injury in non-domestic buildings, including precautionary checks. As a headline target, the aim is to reduce risk of injury from fire in non-domestic buildings, by keeping fire injuries **below 2**, in Perth & Kinross each year.

What we aim to Achieve

As well as helping to deliver Priority Two: *Improving Fire Safety and Resilience in the Business Community*, we also link this headline target to improving the following Perth & Kinross LOIP outcomes:

- Promoting a prosperous, inclusive and sustainable economy
- Supporting people to lead independent, healthy and active lives
- Creating a safe and sustainable place for future generations

Performance Management

There were 11 fires in non-domestic buildings during quarter one which reflects a decrease from the same quarter last year with 19 and on the previous quarter this year (12). The quarter one figure (11) is also equal to the three-year average. Six incidents resulted in minor damage and the remaining three suffered medium heat and smoke damage. This therefore is showing **Green** against the HI 4 annual target to date.

There were no Non-Domestic Fatal Fire Casualties and no Non-Domestic Casualties during quarter three. YTD, we are showing **Green** against the HI 6 annual target.

The COVID pandemic restrictions impacted our ability to fully undertake fire safety audits within commercial buildings. Following the easing of restrictions and in support of our Fire Safety Enforcement Plan we undertook 48 audits during the Q1 period. A great deal of fire safety enforcement activity involves the engagement with local businesses to ensure they maintain safety procedures to ensure the safety of their staff and members of the public. There were no enforcement/formal notices issued within any business in Perth and Kinross during this Q1 reporting period.

Fire Safety Enforcement Officers (FSEO's) will continue to provide the most appropriate level of support to local businesses to enable suitable and timely legislative fire safety guidance and enforcement to be undertaken. We also continue to engage and support local and national business forums to ensure the right level of consistent information is provided to the business community.

PRIORITY 3 – MINIMISING THE IMPACT OF UNINTENTIONAL HARM

HI 7 – Road Traffic Collision (RTC) Incidents

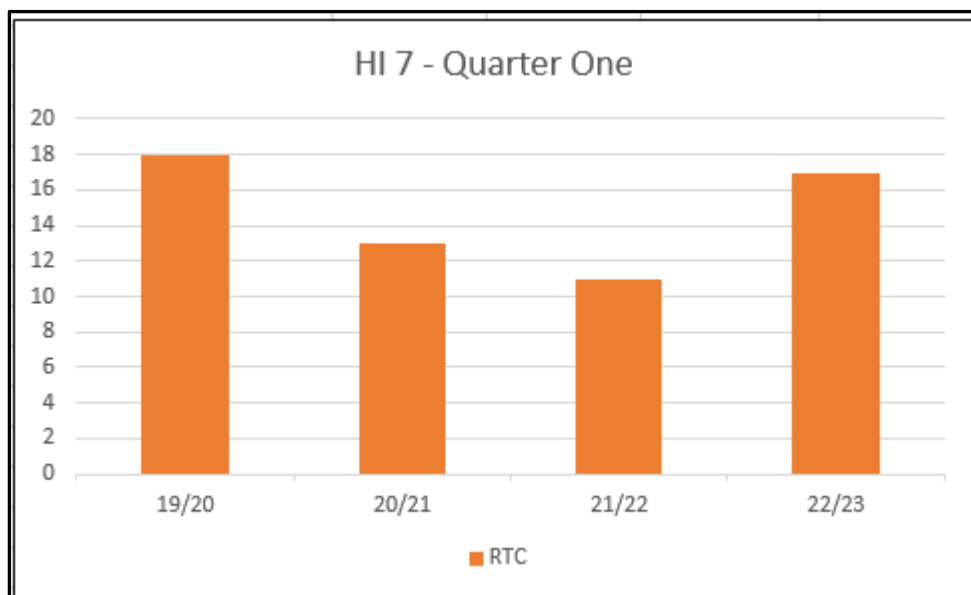


Table 5: Year to Date (April - June) Performance

	19/20	20/21	21/22	22/23	Annual Target
H7: RTC Incidents	18	13	11	17	83

HI 8 – Fatal RTC Casualties & H9 – Non-Fatal RTC Casualties

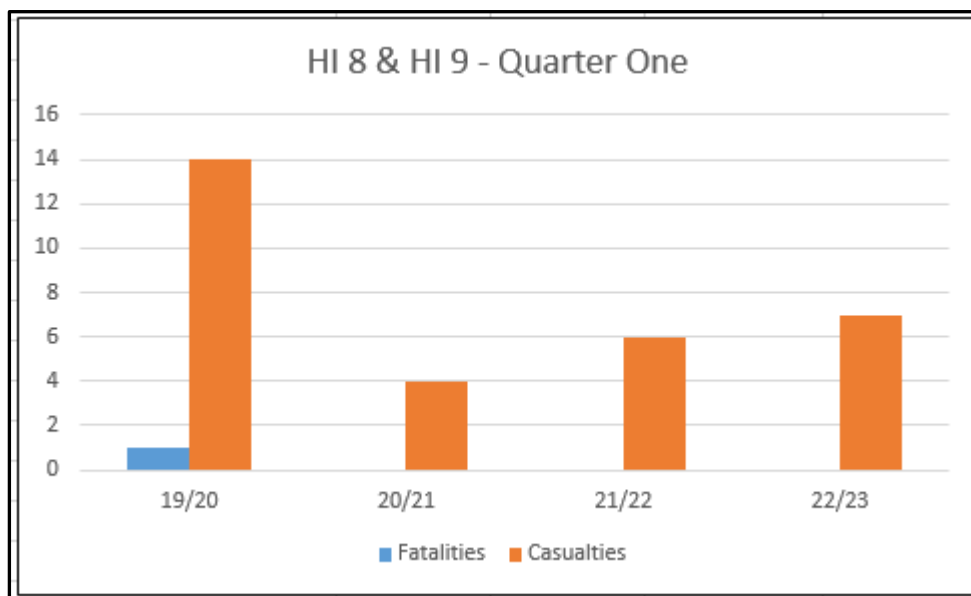


Table 6: Year to Date (April - June) Performance

	19/20	20/21	21/22	22/23	Annual Target
H8: Fatal RTC Casualties	1	0	0	0	0
H9: Non-Fatal RTC Casualties	16	4	6	7	70

Indicator Description

The SFRS has become increasingly involved in more non-fire related prevention work, in support of its role in promoting the wider safety and well-being of its communities, including minimising the impact of unintentional harm. The headline indicators and targets reflect the fact that most of non-fire related incidents attended by the SFRS in Perth & Kinross are RTC Incidents.

HI 7 - RTC Incidents

As a headline target, the aim is to reduce the rate of RTC incidents, by keeping them **below 83** each year.

HI 8 – Fatal RTC Casualties

As a headline target, the aim is to reduce the risk of death from RTC's in Perth & Kinross, by keeping them **below 0** each year.

HI 9 - Non-fatal RTC Casualties

As a headline target, the aim is to reduce the risk of injury from RTC's in Perth & Kinross, by keeping non-fire injuries **below 70** each year.

What we aim to Achieve

As well as helping to deliver Priority Three: *Minimising the Impact of Unintentional Harm*, we also link these headline targets to improving the following Perth & Kinross LOIP outcomes:

- Developing educated, responsible and informed citizens
- Supporting people to lead independent, healthy and active lives
- Creating a safe and sustainable place for future generations

Performance Management

We attended 17 RTC Incidents to assist with the safety of the incident scene and release/extricate occupants where necessary trapped in the vehicles as a result of a collision. Quarter one is reporting a slightly higher than average figure (17 against 14). We do however need to take cognisance that the three-year average figures included COVID lockdown periods where traffic levels were reduced. Comparing our Q1 totals against this average may not necessarily be a true reflection of the situation. Of the 17 incidents attended five required more technical extrication to release casualties. We are showing **Green** for achieving the HI 7 annual target.

From all the RTC Incidents we attended during quarter one there were no recorded fatalities, therefore we are showing **Green** for achieving the HI 8 annual target.

Of the 17 RTC Incidents we attended during quarter one, there were seven non-fatal casualties. YTD, we are reporting seven non-fatal casualties which is lower than the three year average of 9. In comparison to our annual target HI 9, we are currently showing **Green**.

This type of incident accounts for around 3% of all incidents and 15% of all special service incidents attended this quarter. However, these types of incidents account for a high number of casualties every year which requires a multi-agency partnership approach to reduce these risks to people on our roads. Road Safety within Perth & Kinross has established a Road Safety Partnership to ensure we constantly review our current position. This multi-agency group is working locally to establish reduction priorities which will influence the content of Perth and Kinross Road Safety plan and subsequent actions. The Road Safety Plan is now in place which is supported by an annual action plan. These actions will ensure we work, as a partnership. To compliment this Highlight Indicator, Perth Fire Station hosted the first Motorcycle Rider Refinement course in May which was led by Police Scotland and supported by the Institute of Advanced Motoring. In addition to this we had local attendance at the National Road Safety Conference held within Stirling University, outcomes, suggestions and ideas will assist local reduction activities.

PRIORITY 4 - REDUCING UNWANTED FIRE ALARM SIGNALS

HI 10 – Unwanted Fire Alarm Signals

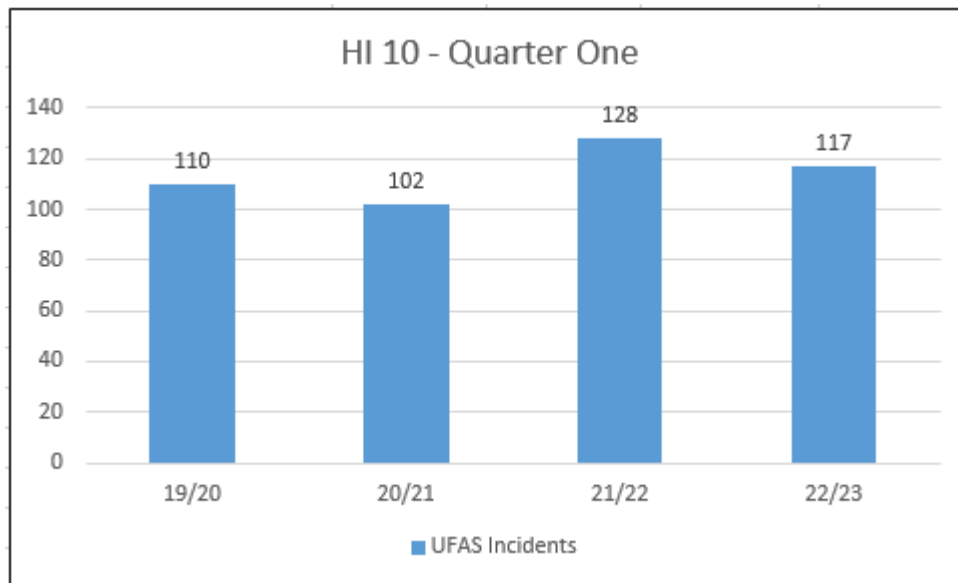
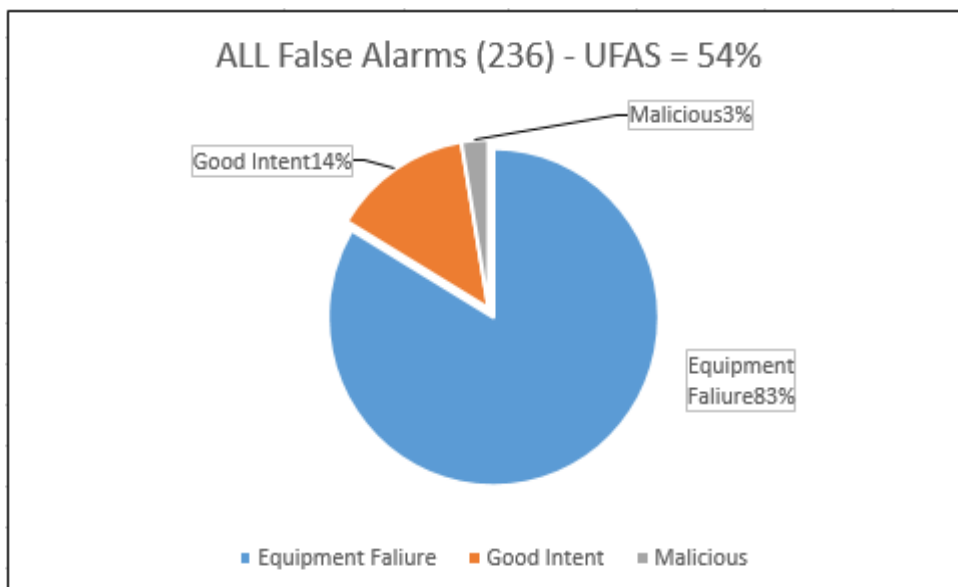


Table 7: Year to Date (April - June) Performance

	19/20	20/21	21/22	22/23	Annual Target
HI 10: UFAS Incidents	110	102	128	117	620

All False Alarms for Year to Date



Indicator Description

Automatic Fire alarms (AFA) are fundamental to providing early warning from fire, giving people the chance to evacuate safely. However, to be effective, they must be properly installed and maintained, and a good fire safety management regime must be in place by the duty holder, so they do not activate when there is no fire.

Every Unwanted Fire Alarm Signal (UFAS) from an AFA has an impact in terms of unnecessary blue light journeys, redirecting SFRS resources away from other activities such as community safety work and causing considerable disruption to businesses.

HI 10 – Unwanted Fire Alarm Signals (UFAS)

As a headline target, the aim is to improve fire safety management and awareness, by reducing the number of attendances to unwanted fire alarm signals (UFAS) from automatic systems in non-domestic buildings to **less than 620** each year.

What we aim to Achieve

As well as helping to deliver Priority Four: *Reducing Unwanted Fire Alarm Signals*, we also link this headline target to improving the following Perth & Kinross LOIP outcome:

- Promoting a prosperous, inclusive and sustainable economy

Performance Management

During quarter one 2022/23, SFRS mobilised to 117 UFAS incidents from a total of 236 False Alarms. This is a decrease (9%) in comparison to the same quarter in 2021/22 when there were 128 UFAS incidents. UFAS this quarter accounted for 28% of our total operational demand. Against our HI 10 annual target we are currently showing **Green**.

The table below lists the 5 property types that had persistent call-outs due to UFAS during quarter Three. When analysed further, it is the same property types that are causing UFAS in Perth & Kinross and nationally, the picture is very similar.

Property Types - UFAS	22-23 Q1
Home, Nursing/Care, school, sheltered Offices	26
Education – Secondary and Primary	25
Hospital/ Medical Care	17
Offices and Call Centres	8
Hotel/Motel	5

During quarter one our operational crews continued to investigate the cause of every UFAS event to ensure the appropriate level of engagement with the duty holder when in attendance at these call-outs. Every UFAS incident SFRS attends is used as an opportunity to educate the duty holder about the impact UFAS has on their businesses, the community and the Fire and Rescue Service.

Following a full review of false alarms within Scotland by the SFRS and a transparent consultation process. The outcome of this review will reduce the amount of false alarms we mobilise to. We anticipate to start rolling this out new approach within Q3 and Q4.

PRIORITY 5 – REDUCING DELIBERATE FIRES

HI 11 – Deliberate Primary Fires

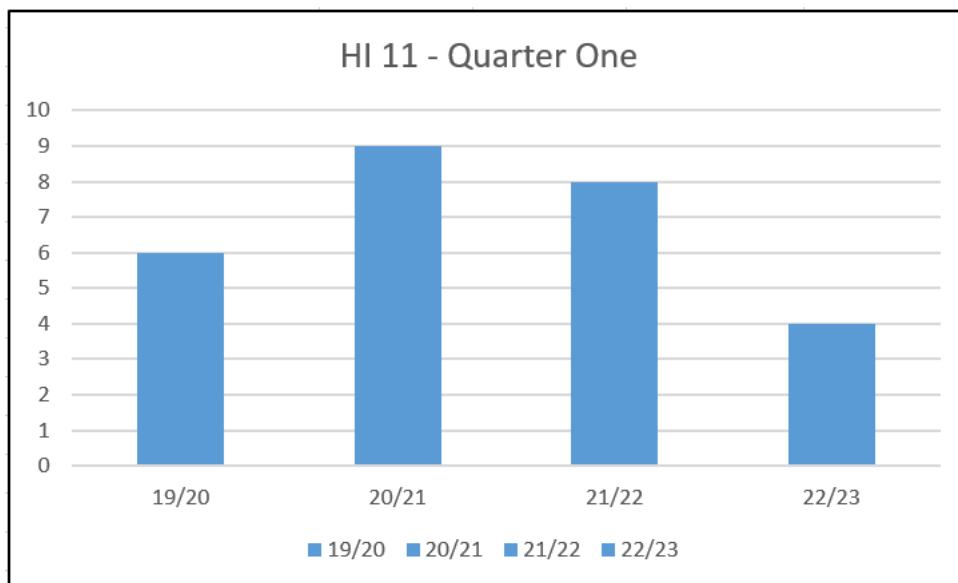


Table 8: Year to Date (April - June) Performance

	19/20	20/21	21/22	22/23	Annual Target
HI 11: Deliberate Primary Fires	6	9	8	4	29

HI 12 – Deliberate Secondary Fires

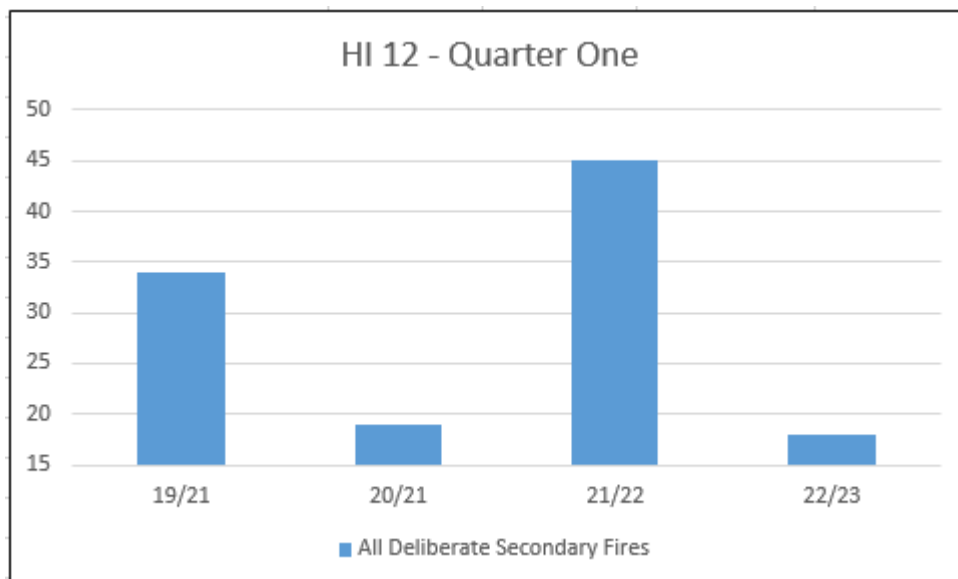


Table 9: Year to Date (April - June) Performance

	19/20	20/21	21/22	22/23	Annual Target
HI 12: Deliberate Secondary Fires	34	19	45	18	74

Indicator Description

These headline and indicators targets account for all types of fire that are believed to have been started intentionally, and are categorised as Deliberate Primary Fires and Deliberate Secondary Fires.

HI 11 – Deliberate Primary Fires

These deliberate fires cover the following types:

- Fires in the home
- Fires in non-domestic buildings
- Fires in motor vehicles

As a headline target, the aim is to reduce the rate of deliberate primary fires in Perth & Kinross by keeping these fires **below 29** each year.

HI 12 – Deliberate Secondary Fires

These deliberate fires cover the majority of outdoor fires including grassland and refuse fires and include fires in derelict buildings, but not chimney fires. As a headline target, the aim is to reduce the rate of deliberate secondary fires in Perth & Kinross by keeping these fires **below 74** each year, this exceeds the annual target.

What we aim to Achieve

As well as helping to deliver Priority Five: *Reducing Deliberate Fires*, we also link this headline target to improving the following Perth & Kinross LOIP outcomes:

- Developing educated, responsible and informed citizens
- Promoting a prosperous, inclusive and sustainable economy
- Supporting people to lead independent, healthy and active lives
- Creating a safe and sustainable place for future generations

Performance Management

There were four deliberate primary fires reported during quarter one, which is below average (7) and also lower than last year (8). Three of the incidents were grass/woodland fires and the other a garden shed, these numbers are below the average (7) and therefore showing **Green** against HI 11 annual target.

There were 18 deliberate secondary fires reported during quarter one which is below the same quarter in last year (45). There was also a reduction against the three year average (18 against 32).. The majority of these incidents were in Perth City area, the remaining incidents were spread across other ward areas. Given the target we have set for this reporting year we are showing **Green** against the HI 12 annual target against year to date.

During the last few months we have continued to work with partners to reduce the number of all deliberate fire incidents within Perth and Kinross. This proactive approach particularly around youth engagement endeavours to reduce the number of deliberate fires, particularly secondary fires, as part of a wider youth awareness education initiative. These included working with local schools to reduce this unacceptable, anti-social behaviour. This along with national campaigns during the Spring Season, this has helped to reduce this risk locally. There is a continual programme of input each quarter with regard deliberate fire raising, alongside other educational safety programmes, across Perth and Kinross particularly around the Perth City area.

PRIORITY 6 – EFFECTIVE RISK MANAGEMENT AND OPERATIONAL PREPAREDNESS

Description

Risk Management and operational preparedness is a key area of work for the SFRS. In Perth & Kinross, this means:

- Knowing what the risks are in Perth & Kinross and then making plans, so we are resilient to respond to any event.
- Being prepared to respond to national threats or major emergencies.
- Developing flexibility to deploy crews, to take on a broadening role within the community.
- Firefighters being quipped to deal with emergencies safely and effectively and our stations being in a constant state of readiness.
- Safe, secure, vibrant and sustainable communities
- An inclusive and sustainable economy
- An enhanced, protected and enjoyed natural and built environment
- Improved physical, mental and emotional health and well-being

What we aim to Achieve

As well as helping to deliver Priority Six: *Effective Risk Management and Operational Preparedness*, our activities also support improving the following Perth & Kinross LOIP objectives:

- Developing educated, responsible and informed citizens
- Promoting a prosperous, inclusive and sustainable economy
- Supporting people to lead independent, healthy and active lives
- Creating a safe and sustainable place for future generations

Activity

During Quarter One 2022 (April - June), we have delivered our quarterly training commitment to operational firefighters, whereby we trained and confirmed their preparedness to deal with:

- | | |
|--------------------------------|---------------------------|
| • Extrication Techniques (RTC) | • Road Traffic Collisions |
| • Breathing Apparatus | • Driving |
| • Casualty Care | • Refuse |
| • HAZMAT | • Rural and Wildfires |

Firefighters continue to conduct Operational Intelligence visits to sites within their station area (Covid-19 dependant) so that they are familiar with the associated risks and hazards and, if required, can take effective actions in dealing with incidents at these sites. They also continue to conduct Home Fire Safety Visits, with an action plan implemented to ensure that all High-Risk properties were visited and telephone contact made with all Medium and Low Risk properties.

We are maintaining our staff re-integration programme for day staff to be fully proficient to provide operational resilience should we suffer staff shortages due to Covid-19. With the relaxation of COVID-19 restrictions the service has recommenced delivering courses that had been postponed.

Specific Incident Command, Breathing Apparatus & Compartment Fire Behaviour Training courses continue, ensuring stations are staffed appropriately to meet the needs of our communities. Our Trainee Firefighter yearly assessments are also continuing to ensure that they are developing their skills in line with their 3-year Modern Apprenticeship. We are also continuing our advertising campaign with a view of filling a number of vacant posts within our On Call (previously known as retained and volunteer) stations.

APPENDIX 1: COMMUNITY SAFETY ENGAGEMENT PROGRAMMES

This section provides details of Community Safety Engagement initiatives undertaken within Perth & Kinross during the first quarter of 2022/23. The Safer Communities Partnership work together to continually provide various community safety messages, education, training and support. This implements risk reduction strategies to support our communities, particularly those most vulnerable. Working collaboratively also supports the priorities in the Local Fire and Rescue Plan and the wider Perth & Kinross Council Community Planning Partnerships priorities. Some examples from quarter one:



Following the higher than average water related injuries and deaths within Scotland last year, locally the SFRS prioritised training and awareness. Prior to the P&K school summer break our teams visited all secondary schools and delivered our water safety presentation/packages and engaged in person with the students. This was very well received and training materials were left with schools for future use this year.



During April we supported the 2022 launch and start of the P&K Visitor Management Campaign. Key representation from our teams in Kinloch Rannoch and Blairgowrie will support local patrols and engage directly with visitors and campers within our beauty spots and local loch sides. Following the successful season last year, we are delighted to be part of this partner approach to maintain safety and environmental concerns.



Perth Fire Station is the venue for the local Rider Refinement Motorcycle Training. The course which runs from May – October involves seven courses which is led by Police Scotland and supported by local road safety partners. We are delighted to host and take part this key road safety initiative which has proved so successful in the past.



We make no secret in the challenges we face recruiting On Call Firefighters particularly in remote P&K communities. Watch Commander (WC) Black (Kinloch Rannoch) and WC Cammy Sands attended on air, Heartland FMs 30th Birthday celebrations to promote Firefighter Recruitment, Visitor Management and Water Safety. Following the slot, we received applications for several posts. Support from Heartland FM is very much appreciated.

UK Road Safety Network



Our P&K Community team and Road Safety Lead attended the Graham Feest Road Safety Conference held at Stirling University in April. There was a host of specialist speakers covering topics from electric vehicle technology to current updates on road safety legislation. This information will support our local road safety plan and allow us to target concerns which are related to our local road network within P&K.



Rural Perth and Kinross is at risk of wildfires particularly in the spring season. During the muirburn period and before vegetation greens up is poses highest risk of fire. In addition to supporting national wildfire and environmental campaigns our local wildfire project is well on track. Pitlochry and Alyth Fire Stations have been selected as wildfire stations where personnel will be trained to a higher level where specialist vehicles and equipment will be supplied. Nationally we are about to go to tender with plans to receive the vehicles and equipment in 2023.

APPENDIX 2: NOTABLE INCIDENTS / EVENTS

SFRS attended 413 incidents of which a number would undoubtedly have had a serious impact on members of our communities and their families, particularly from Road Traffic Collisions, Dwelling Fires and other Special Service Calls. Some of the more notable incidents and events are noted below:

Tractor and Irrigator Fire



24/06/22, Fire Crews from Blairgowrie and Alyth were mobilised to Meiklour Estate to tackle a fire involving a large tractor and irrigator Reeler. The attendance times were short however by the time the crews applied water jets the fire had fully taken hold to the tractor and irrigator reel. Fires of this nature aren't unusual however they are generally more common during the harvest period.

Chimney Fire – Kings of Kinloch Meigle



01/05/22 Fire crews from Alyth and Coupar Angus attended a fire within Kings of Kinloch House near Meigle. Although well versed in tackling chimney fires this one proved to be a little more challenging. Due to the height of the building and to support firefighter safety, the Aerial Appliance from Dundee was requested. The cause of the fire was due to various reasons including birds nests within the chimney breast. Some of the internal brickwork had to be removed to gain access to fire spread within cavities. Thermal imaging cameras were used to ensure the fire was fully extinguished before leaving the incident.

Gorse Fire Gleneagles Auchterarder



25/06/22, crews from Auchterarder, Crieff and Perth were in attendance at a gorse fire near Gleneagles Hotel. The fire between Glenmore holiday home and the shooting school was a wind driven fire approximately 300metres x 100 metres. Due the nature of the fire and the need to set up water relays crews were in attendance for almost ten hours. The fire which started around 1:30 fortunately didn't affect any property of life risk.

HGV Fire Broxden Services Perth



19/05/22, crews from Perth were mobilised to an HGV fire within Broxden Services. Due to the quick work of fire crews, the fire within the suspension area was extinguished. The fire which started due to overheated brakes had heated and ignited the suspension air bags. This type of fire is relatively common however if prompt action isn't taken the fire can quickly spread to the insulated panels cladding the trailer units which generally results in a total loss.