

PERTH AND KINROSS COUNCIL

Community Safety Committee – 20 August 2014

SUBJECT: POLICE AND FIRE: LOCAL SCRUTINY AND ENGAGEMENT

**PERTH AND KINROSS LOCAL POLICING AREA
PERFORMANCE RESULTS
1st APRIL 2014 TO 30th JUNE 2014**

**Report by Chief Superintendent Eddie Smith
Police Scotland 'D' Division (Tayside)**

1. RECOMMENDATION

- 1.1 It is recommended that members note and scrutinise this operational report.

2. BACKGROUND

- 2.1 The purpose of this report (Appendix A) is to provide information to the Committee regarding the performance of Police Scotland against performance indicators that will facilitate local scrutiny.
- 2.2 Appendix A will provide context to the information provided in relation to performance and give information on some of the work which has taken place within Perth and Kinross Local Policing Area.
- 2.3 The data provided in this report is for information purposes to allow Board Members to conduct their scrutiny responsibilities.

3. PERFORMANCE

- 3.3 Performance Indicators detailed in Appendix A are subdivided into the following priorities within this report:
- Serious and Organised Crime
 - Public Protection and Safety
 - Road Traffic Casualty Statistics
 - Antisocial Behaviour
 - Housebreaking and Theft by Shoplifting
- 3.4 Appendix A will also provide updates on each of the Local Policing Priorities as identified in the 3 year Local Policing Plan. These are:
- Public Protection and Safety
 - Serious and Organised Crime

- Theft Housebreaking and Scams
- Major Events and Planning
- Road Safety

An update will also be provided on

- Antisocial Behaviour
- Operation Surge
- Community Engagement

4. FINANCIAL IMPLICATIONS

- 4.1. There are no financial implications as a result of this report.

5. STAFFING IMPLICATIONS

- 5.1 There are no staffing issues as a result of this report.

6. ENVIRONMENTAL ISSUES

- 6.1 This report does not have any impact on the environment.

7. SUMMARY

- 7.1 The attached report updates members regarding significant operational matters and gives context to the performance of the local policing area.

8. COMPLIANCE

Is the proposal;

- | | |
|--------------------------------------|-----|
| (a) Human Rights Act 1998 compliant? | YES |
| (b) Equality & Diversity compliant? | YES |



PERTH AND KINROSS COUNCIL COMMUNITY SAFETY COMMITTEE

July 2014

**Report by Chief Superintendent Eddie Smith
(Quarter ending 30/06/2014)**



CONTENTS

Background to this Report	<i>page 2</i>
Local Policing Priority Updates:	
Serious and Organised Crime	<i>page 3</i>
Public Protection and Safety	<i>pages 4-6</i>
Road Safety	<i>pages 8-9</i>
Antisocial Behaviour	<i>pages 10-11</i>
Major Events and Planning	<i>page 12</i>
Theft, Housebreaking and Scams	<i>pages 14-15</i>
Community Engagement and Operation Surge	<i>page 16</i>
Multi Member Ward Breakdown	<i>pages 18-19</i>

111

BACKGROUND TO THIS REPORT

As from April 2013, the Police and Fire Reform (Scotland) Act 2012 has required Police Scotland to produce and publish a Local Policing Plan for each local authority area. The LPP clearly sets out the policing priorities for Perth and Kinross.

Performance in relation to the identified policing priorities is monitored and reviewed internally on a weekly basis. Quarterly reports are produced to allow scrutiny by Perth and Kinross Council Community Safety Committee. This report covers the period from 1st April 2014 to the 30th June 2014.

Data provided in this report is for information purposes to allow Board Members to conduct their scrutiny responsibilities.

Since last quarter, local officers of the Scottish Fire and Rescue Service and Police Scotland have worked together to create a report that allows committee members to scrutinise information with increased ease. This work has resulted in the current report for this quarter. Committee members are encouraged to provide feedback on these efforts and any input which could be incorporated to the further development of this collaborative report. Once finalised it is hoped that by both organisations using the same style of report through a number of quarters and years will provide continuity and assist this committee in undertaking its duties.

This report will make reference to crime groupings. Groups 1-4 refer to an amalgamation of four crime groups. They are Group 1, consisting of violent crime; Group 2 covering sexual offences; Group 3, the largest, covers a wide range of crimes of dishonesty; and Group 4 includes vandalism, fire-raising, and malicious mischief.

Serious and Organised Crime

Tackling Serious and Organised Crime Groups in Perth and Kinross remains a key focus.

Local officers, often supported by national resources, continue to target crime groups in Perth and Kinross. Such groups take every opportunity to gain profit from criminal activities ranging from dealing in controlled drugs and Prostitution to Fraud and Scams.

The number of detections for drugs supply, production and cultivation has increased by 17.3% in comparison to the same period last year.

New Psychoactive Substances (commonly referred to as 'legal highs') cause harm and suffering within our community, there is clear evidence of addiction amongst many young people in the area, who then actively commit crime to fund their habit. Such drugs are supplied from so called legitimate shops operating in Perth, selling the substances under the pretence of them being 'plant food'. Police Scotland has specifically targeted premises which sell these substances, including the recent execution of a search warrant at one, as well as the daily use of stop and search powers to help mitigate the impact these substances are having on individuals and the community.

In the coming months we will reinforce the message that drug dealers and sellers of New Psychoactive Substances are not welcome in Perth and Kinross and we will do everything in our power to bring them to justice and work with our partners to deliver the national strategy for tackling serious and organised crime, 'Letting Our Communities Flourish'.

		5 year average	Apr - Jun 2013/14	Apr - Jun 2014/15	% Change from last year
22	Number of detections for drugs supply, production, cultivation.	27.8	20	22	10%

Public Protection and Safety

Keeping people safe is our key priority. Perth and Kinross Local Policing Area evidenced reductions in Group 1 (violent) crime in comparison to this quarter last year and the five year average. These include

A 45.9% reduction in the total number of crimes of violence reported.

A reduction in serious assaults of 50% in comparison to last year and 60% in comparison to the five year average.

A reduction in robbery of 60% in comparison of the five year average.

A reduction in common assault of 18.7% in comparison to last year.

Detection rates for these crimes remain very high, with 100% of robberies and serious assaults being detected. Detection rates for common assault have also risen by 4.1% to a five year high of 87.7% of crimes being detected.

This reduction in violent crime is clearly illustrated in the tables on page 7, which show this quarter has the lowest recorded levels of violent crime, robbery and serious assault in the last five years. This reduction can be largely attributed to the crucial work carried out with our partners in the licensing trade and the success of initiatives such as Centresafe and the targeting of individuals known for violence in our communities.

114

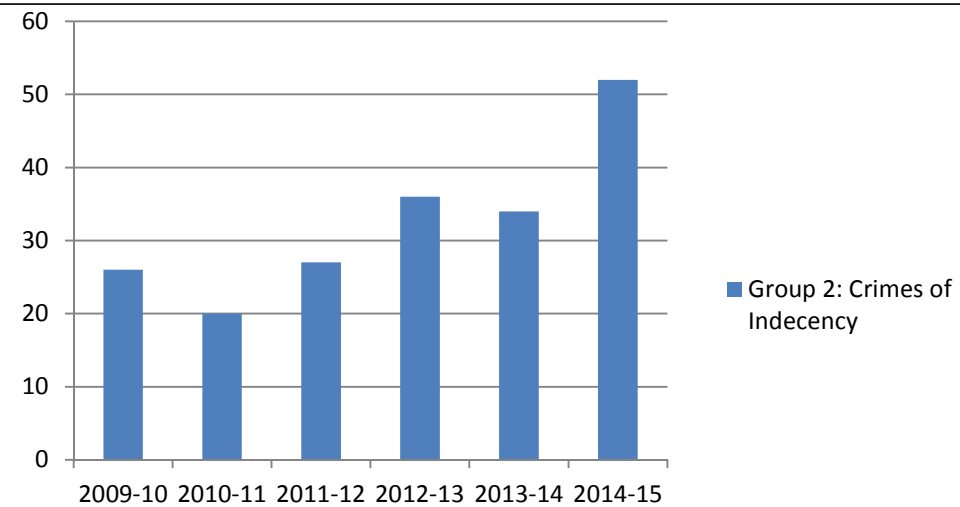
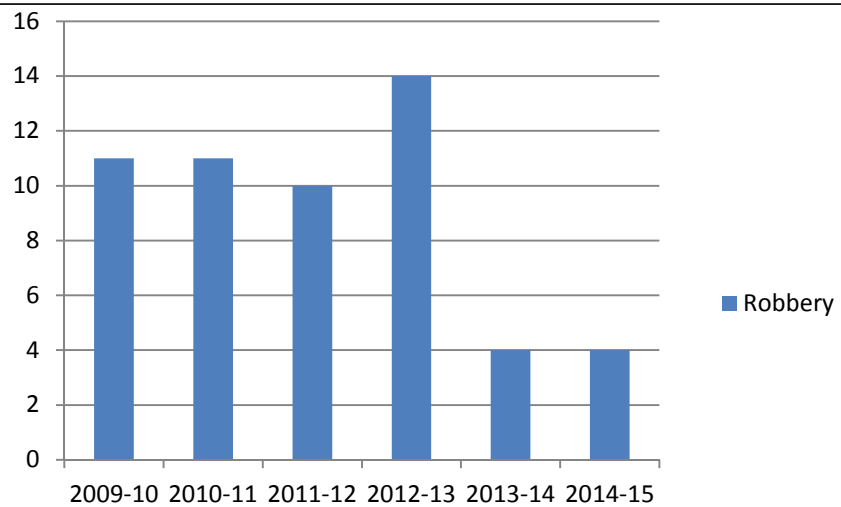
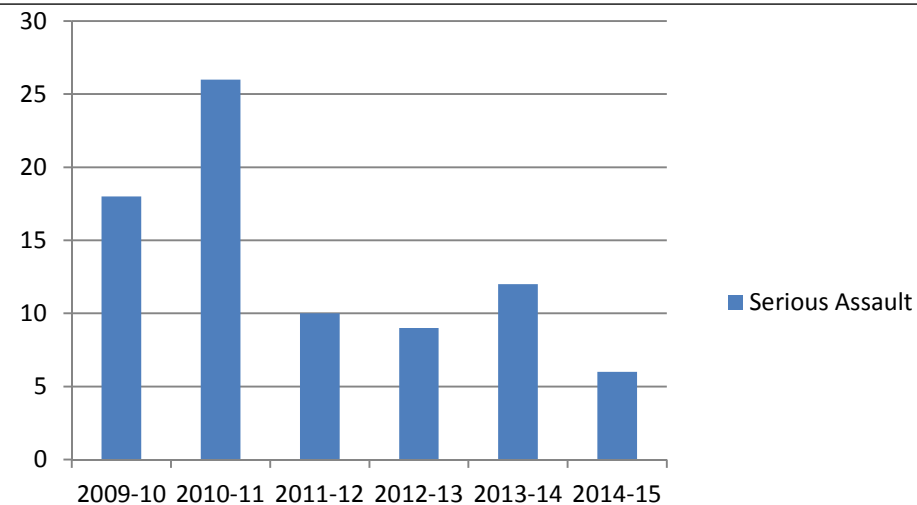
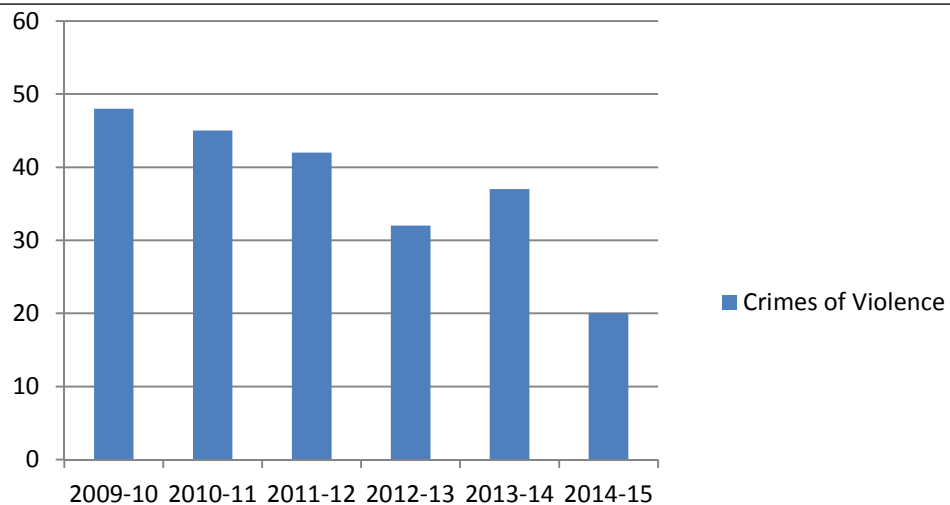
This quarter has again seen the number of reported domestic abuse incidents rise by 17.6%. This is due to increased confidence of victims in reporting such incidents and the determination of Police Scotland to challenge such behaviour and protect the vulnerable.

As stated in previous reports, there is increased public confidence nationally in the commitment and ability of the Police to investigate incidents of sexual abuse, partly supported by high profile cases. This has attributed to a 52.9% increase in the number of reported crimes of indecency. Another contributing factor is the growing number of reports which involve indecency over the internet and social media.

The increased focus on crimes of indecency has resulted in a 17% increase in detection rates in comparison to 2013, enhancing the outcomes for victims. Detection rates specifically for reported rape incidents have also increased by 4.5%.

Public Protection and Safety

		5 year average	Apr - Jun 2013/14	Apr - Jun 2014/15	% Change from last year
1	Total No Group1: Crimes of Violence	40.8	37	20	-45.9%
2	Murder	0.4	1	0	-100%
3	Attempted Murder	4.2	3	1	-66.7%
4	Culpable Homicide (common law)	0	0	0	None
5	Culpable Homicide (other)	0	0	0	None
6	Serious Assault detection rate	100%	100%	100%	None
7	Serious Assault	15	12	6	-50%
8	Robbery detection rate	97%	100%	100%	None
9	Robbery	10	4	4	None
10	Petty (Common) assault detection rate	81.3	83.6	87.7	4.1%
11	Petty (common) assault	329.6	390	317	-18.7%
12	Stop and searches conducted (3 year average provided in column 1)	363.3	876	1406	60.5%
13	Number of positive stop and searches conducted	-	152	410	169.7%
15	Number of Domestic Abuse Incidents Reported to the Police	149	248	369	48.8%
16	Total Crimes and offences in domestic abuse incidents	20.2	244	287	17.6
17	Percentage of Domestic Incidents that result in a crime being recorded	110	39.9%	60.2%	20.3%
18	Total crimes and offences in domestic abuse incidents detection rate	-	88.1%	87.8%	-0.3%
19	Total Detections for Domestic Bail Offences	-	22	22	0.0%
20	95% of domestic abuse initial bail checks are conducted within 24hrs	-	-	100%	-
21	Hate Crime and offences detection rate	-	85%	100%	15%
30	Number of Group 2 - Crimes of Indecency	28.6	34	52	52.9
31	Group 2 crimes detection rate	64.7	67.6	84.6	16.9%
32	Rape detection rate	77.0	53.9	58.3	4.4%



Road Safety

The strategic priority for road safety is keeping people safe on the roads of Perth and Kinross.

Road Casualty Statistics for the reporting period have shown significant reductions in comparison to the same period last year, with 3 less people being killed or seriously injured and 30 less people being slightly injured.

These figures show that the roads of Perth and Kinross are safer now than at any other period in the last 5 years. This increase in road safety can be attributed to partnership working, pro-active Police work and providing safety education to motorists and road users.

As well as influencing driver behaviour, we have worked with our partners locally and nationally to influence road design.

We will continue to engage with local communities to identify 'hot spots' for speeding and antisocial driving. In this reporting period the A85 (Perth to Oban Road) has seen increased Police motorbike patrols to engage with bikers and other drivers to change their behaviour and help keep the roads safe.

Whilst out with this reporting period, T in The Park and Rewind music festivals have recently taken place. The traffic management for these major events was successfully undertaken by local officers with assistance from officers throughout Scotland. This flexibility offered by being able to bring in resources from across the country has ensured that festival attendees were able to arrive safely and with little delay and the disruption to local roads was kept to a minimum.

In the coming months we will continue to provide education and enforcement to drivers on the roads of Perth and Kinross work towards reducing the numbers killed and injured on our roads.

		5 year average	Apr - Jun 2013/14	Apr - Jun 2014/15	% Change from last year
N/A	People Killed / Seriously Injured	-	28	25	-10.7%
N/A	People Slightly Injured	-	72	42	-42%
N/A	Children (aged<16) Killed / Seriously Injured	-	0	1	N/A
33	Dangerous driving	16.8	16	14	-12.5%
34	Speeding	444.6	999	293	-70.7%
35	Disqualified driving	9.6	8	6	-25%
36	Driving Licence	50.4	58	39	-32.8%
37	Insurance	103.4	106	66	-37.7%
38	Seat Belts	49	145	27	-81.4%
39	Mobile Phone	73.8	207	61	-70.5%

Antisocial Behaviour

Antisocial behaviour encompasses a wide range of different types of disorder, all of which can have a blighting effect on our community.

Working closely with our partners we have achieved a significant drop of 24.4% in reported complaints of disorder in comparison to the same reporting period last year.

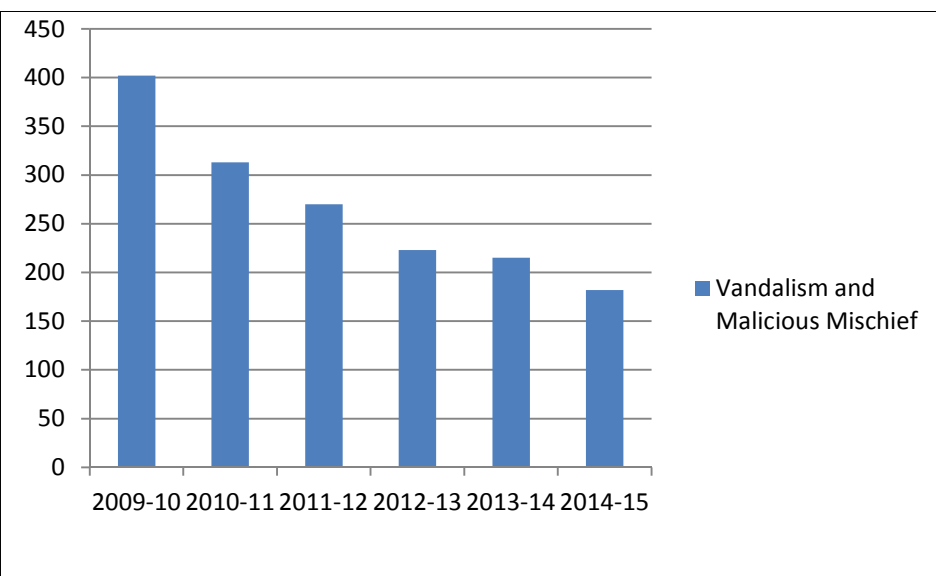
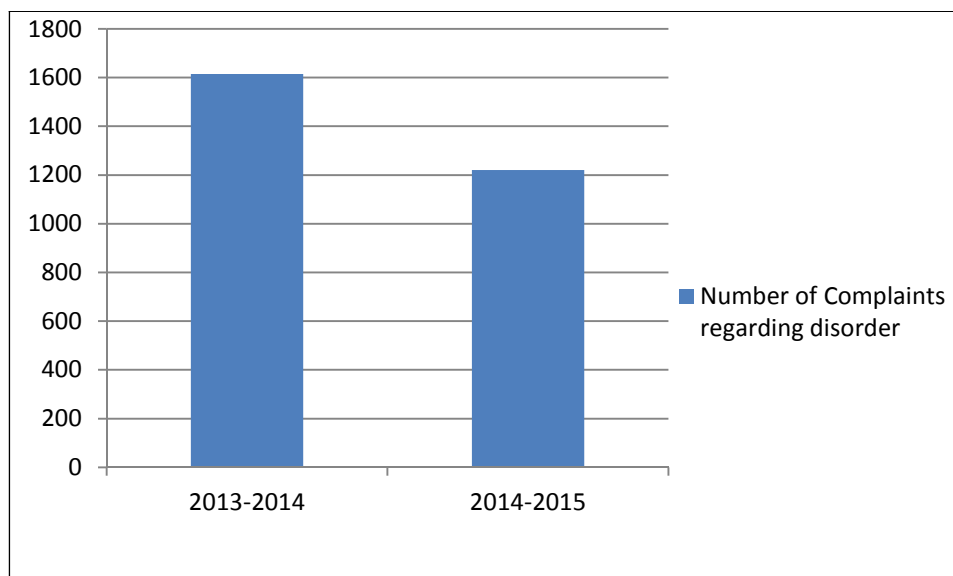
The table on page 11 clearly illustrates that vandalism and malicious mischief levels have steadily dropped over the last 5 years. In Apr-Jun 2009 Perth and Kinross suffered 402 reported incidents of vandalism. This has dropped this year to the lowest recorded levels of 182 incidents being reported.

Detection rates for vandalism and malicious mischief have reduced slightly from 39.5% to 35.2%.

Effective use of stop and search powers has been key to reducing reports of disorder and recorded incidents of vandalism and malicious mischief over the last 5 year period. The number of stop searches conducted by Perth and Kinross officers has risen. The percentage of positive searches has also risen to 29% during this reporting period. This shows officers are targeting the right people at the right time at the right location. Continuing this use of patrolling priority locations and effective use of stop search powers should continue this positive trend of disorder, vandalism and malicious mischief decreasing with each year.

In 2013, working closely in partnership with the Safer Communities Team, Perth & Kinross Council, we recognised the need to focus our attentions in the city centre area of Perth, in order to deal more effectively with antisocial behaviour, street drunkenness, and alcohol / drug related crime. Whilst last year's operation was a success, it was important for us to focus this pro-active approach on the lead up to this summer to ensure the city centre of Perth remains a vibrant and safe place to work and visit.

		5 year average	Apr - Jun 2013/14	Apr - Jun 2014/15	% Change from last year
14	Number of complaints regarding disorder	1205	1615	1221	-24.4%
27	Vandalism & Malicious Mischief detection rate	38.1	39.5	35.2	-4.3%
28	Vandalism & Malicious Mischief	284.6	215	182	-15.3%
29	Number of detections for Consuming Alcohol in a designated place (where appropriate byelaws exist)		20	8	-60.0%



Major Events and Planning

2014 is a landmark year for events with, amongst others, T in the Park, Queens Baton Relay, Rewind Festival, Commonwealth Games and the Ryder Cup, all of which bring great opportunities as well as challenges for local policing. As well as the high profile events, Perth & Kinross is also host to many local events, such as the Scottish Game Fair, Perth Show, Blair Atholl International Horse Trials and various Highland Games.

All these events involve a great deal of planning to take account of traffic management, community impact, communications, criminal justice, media, custody, drugs and crime plans, crime prevention, air support, public order, and firearms, to name but a few considerations.

T in the Park this year again attracted huge crowds with an estimated 70,000 campers and ticket sales of up to 85,000. The majority of persons attending are law abiding festival goers within the age range of 16 – 30 years. However drugs / alcohol misuse, and personal vulnerabilities are obvious concerns. The personal safety of those working or attending the event is paramount, and much work has been carried out with our partners to ensure vulnerable persons are identified and assisted / protected where required. The policing operation for the event this year included for the first time more resources and staff from other Divisions, and a reduced number of officers from the Perth & Kinross Local Policing Area (LPA). This provided a greater local resilience to our LPA and afforded opportunities for other officers to gain experience.

Due to infrastructure issues at Balado, this has been the final year in which T in the Park will be held at this venue. Indeed prior to this year's event taking place, DF Concerts announced a change of venue to Strathallan castle near Auchterarder for next year.

With planning almost complete for the Commonwealth Games, the operational delivery phase is well underway to support partners in delivering safe, secure and peaceful events across the country. Indeed officers from Perth & Kinross LPA will be deployed across the country to venues within the Glasgow and Carnoustie areas in particular.

The Ryder Cup is the third biggest sporting event in the world. Planning is at an advanced stage with not long to go until the commencement of Junior Ryder Cup at Rosemount, Blairgowrie, on Saturday 20th September 2014 followed by the main event which starts on Tuesday 23 September at Gleneagles. Since January 2013, a dedicated Community Engagement Officer has been working with the community in preparation for the 2014 event. He has been liaising with local communities extensively, attending numerous community council meetings to discuss issues such as traffic management, and potential disruption to local businesses and communities.

The Ryder Cup will attract worldwide media attention which will inevitably increase throughout the summer into the autumn. Officers and staff of Police Scotland will actively be involved in the safety and security operations to keep people safe and assist partners in delivering successful national and international events.

This is an exciting time for us all and provides us with an opportunity to showcase Perth & Kinross.

Theft Housebreaking and Scams

Theft by housebreaking (which includes dwelling houses, garages, sheds, retail and non-occupied premises) has risen slightly from 81 reported incidents to 83 reported incidents. Detection rates have increased more significantly from 29.6% to 38.6%.

Detection rates for housebreaking involving solely dwelling houses, has risen dramatically from 29.2% last year to 71.9% in the same period this year. Housebreaking involving a person's house is a particularly distressing crime, leaving many feeling afraid in their own home. In the previous reporting period, a paper was provided to this Committee detailing the issues surrounding the investigation of housebreaking and the work being undertaken to bring offenders to justice; our investigative strategy for housebreaking is clearly successful and we aim to continue and build on this success.

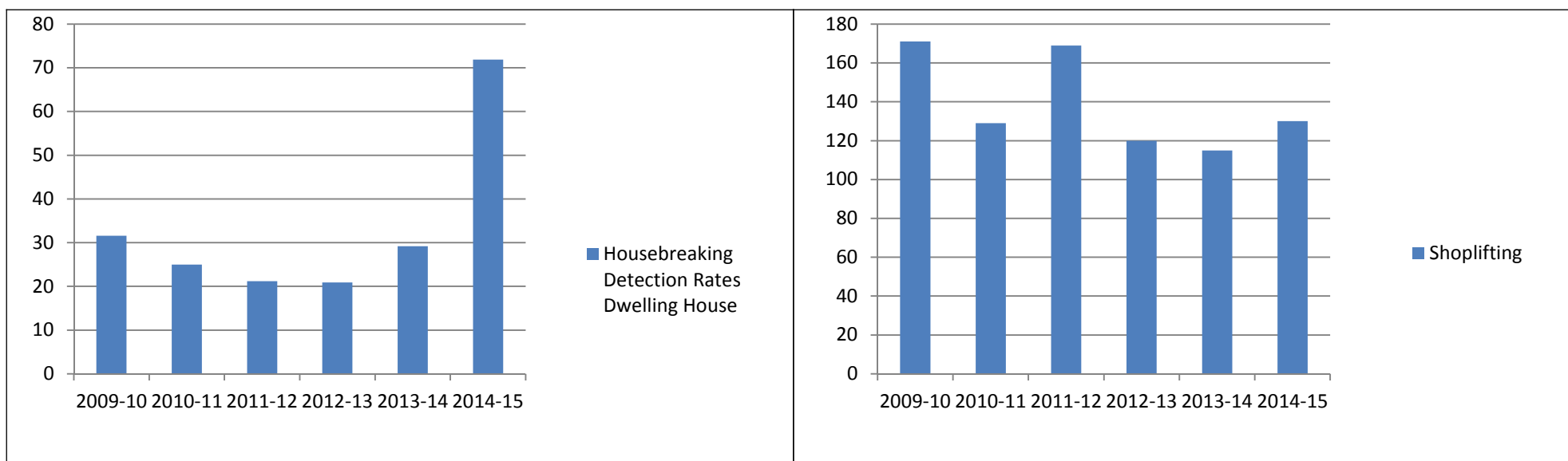
Theft by shoplifting has seen a slight decrease against the five year average, with 10 fewer incidents being recorded during this reporting period. This however is a slight increase from the number last year with 15 more incidents being reported. Detection rates for theft by shoplifting remain high with 85.4% of incidents resulting in detection. Good partnership working with retail premises is key in maintaining these high rates, with loss prevention advice being given to premises at risk.

In the previous report a detailed update was provided on Operation Monarda and Carpus which aims to respectively target door step crime and scammers. Operation Monarda is continuing to raise awareness and empower local communities in the fight against doorstep crime.

Operation Carpus is also continuing with efforts being directed to ensure commercial premises such as banks and money transfer operators are vigilant in assisting local customers in avoiding being scammed.

In the coming months we will continue working with trading standards, various third sector groups and local community councils to ensure the community is educated and protected against such offences.

		5 year average	Apr - Jun 2013/14	Apr - Jun 2014/15	% Change from last year
23	Theft by housebreaking (including attempts) detection rate	34.5	29.6	38.6	8.9%
24	Theft by housebreaking (including attempts)	83.2	81	83	2.5%
25	Theft by shoplifting detection rate	87.6	87.8	85.4	-2.4%
26	Theft by shoplifting	140.8	115	130	13.0%



Community Engagement and Operation Surge

Following our local review into community policing for Perth & Kinross, North Section (Pitlochry, Aberfeldy, Dunkeld & Birnam, Blairgowrie, Alyth and Coupar Angus) now has an increased number of Community Officers with 4 community officers based at Pitlochry and 4 based at Blairgowrie. Sergeant Karen Harrison has recently taken up post as the local Community Sergeant for the Blairgowrie area, working in partnership with Sergeant Amanda Nicolson based in Pitlochry. Chief Inspector Whitford and section Inspector Burns have been engaging with a number of community council chairs and secretaries and local Councillors to inform them about the new community teams in place, and to listen to their concerns. These meetings have been positively received with more meetings due to take place over the coming weeks ahead.

On 27 June 2014, an invited gathering in Pitlochry brought together representatives from the Scottish Fire and Rescue Service, Scottish Ambulance Service, Community Councils, Youth Workers, local Councilors and other local stakeholders together with the media to meet the community team responsible for policing priorities in the Highland and Strathay ward areas. The team took the opportunity to launch a summer-long youth initiative which aims to reduce instances of antisocial behaviour and vandalism.

This youth initiative has been designed to help assist in prevention and detection of crime and improve the quality of life for everyone through early intervention and diversion.

In 2013, working closely in partnership with the Safer Communities Team, Perth & Kinross Council, we recognised the need to focus our attentions in the city centre area of Perth, in order to deal more effectively with antisocial behaviour, street drunkenness, and alcohol / drug related crime. Whilst last year's operation was a success, it was important for us to focus this pro-active approach on the lead up to this summer to ensure the city centre of Perth remains a vibrant and safe place to work and visit.

Consequently, Operation Surge was carried out between 24/06/2014 until 6/7/2014, with the objective being to promote a safe environment within Perth city centre by targeting violent offenders, alcohol/drug related crime and antisocial behaviour, bringing offenders to justice and to provide a highly visible police presence to reassure those who work, reside or visit the city centre.

The key areas we focused on this year were:

- Tay Street and Canal Street for drug dealing activities.
- North Inch and Ladeside for drinking offences.
- South Street in relation to antisocial behaviour and drunkenness.

The key approach was stop and search, targeting those offenders we know commit violent and or drug/alcohol related crime.

The Operation was resourced by Perth City Community Officers, Community Investigation Unit Officers and a community support team. Community Wardens also contributed towards the aims and objectives of the operation.

The operation was again a success and will continue to be rolled out again on a frequent basis to maintain the longer term impact.

	Almond			Blairgowrie			Carse of Gowrie			Highland Perthshire		
	Rec	Det	%	Rec	Det	%	Rec	Det	%	Rec	Det	%
Groups 1-5	30	10	33.3%	43	14	32.6%	32	8	25%	60	25	
Groups 1-4	27	7	25.9%	37	10	27%	29	6	20.7%	48	16	
All Group 1	0	-	-	0	-	-	1	1	100%	2	2	100%
Murder/Att Murder	0	-	-	0	-	-	0	-	-	0	-	-
Serious Assault	0	-	-	0	-	-	0	-	-	2	2	100%
Robbery	0	-	-	0	-	-	0	-	-	0	-	-
Common Assault	13	10	76.9	12	10	83.3%	6	4	66.7%	20	17	
Knives/Off Weapons	0	-	-	0	-	-	0	-	-	1	1	100%
Drugs Supply/Production	0	-	-	0	-	-	0	-	-	1	0	0%
All Group 2	3	2	66.7%	0	-	-	1	1	100%	3	3	100%
Housebreaking	0	-	-	2	1	50%	3	0	0%	6	3	50%
Shopliftng	0	-	-	2	1	50%	1	1	100%	2	1	50%
	Kinross-shire			Perth City Centre			Perth City North			Perth City South		
	Rec	Det	%	Rec	Det	%	Rec	Det	%	Rec	Det	%
Groups 1-5	66	35	53%	375	242	64.5%	246	138	56.1%	69	41	59.4%
Groups 1-4	56	26	46.4%	270	154	57%	170	78	45.9%	60	30	50%
All Group 1	1	1	100%	4	4	100%	8	7	87.5%	2	2	100%
Murder/Att Murder	0	-	-	0	-	-	1	1	100%	0	-	-
Serious Assault	0	-	-	1	1	100%	2	2	100%	0	-	-
Robbery	1	1	100%	2	2	100%	0	-	-	2	2	100%
Common Assault	15	13	86.7%	114	97	85.1%	55	51	92.7%	11	10	91%
Knives/Off Weapons	1	1	100%	2	2	100%	3	3	100%	0	-	-
Drugs Supply/Production	1	1	100%	15	12	80%	6	6	100%	0	-	-
All Group 2	6	6	100%	17	11	64.7%	13	12	92.3%	1	0	0%
Housebreaking	6	1	16.7%	23	8	34.8%	15	5	33.3%	7	7	100%
Shopliftng	3	3	100%	81	72	88.9%	34	28	82.4	7	5	71.4%

							Strathmore					
	Rec	Det	%	Rec	Det	%	Rec	Det	%	Rec	Det	%
Groups 1-5	39	25	64.1%	51	20	39.2%	62	37	59.7%	31	7	22.6%
Groups 1-4	27	14	51.9%	43	12	27.9%	45	20	44.4%	27	5	18.5%
All Group 1	0	-	-	0	-	-	2	2	100%	0	-	-
Murder/Att Murder	0	-	-	0	-	-	0	-	-	0	-	-
Serious Assault	0	-	-	0	-	-	0	-	-	0	-	-
Robbery	0	-	-	0	-	-	0	-	-	0	-	-
Common Assault	11	10	90.9%	24	20	83.3%	21	21	100%	7	7	100%
Knives/Off Weapons	0	-	-	0	-	-	0	-	-	0	-	-
Drugs Supply/Production	2	1	50%	0	-	-	1	1	100%	0	-	-
All Group 2	2	2	100%	0	-	-	5	3	60%	0	-	-
Housebreaking	1	1	100%	5	0	0%	4	1	25%	4	1	25%
Shopliftng	0	-	-	0	-	-	0	-	-	0	-	-

CONTACT DETAILS

Chief Superintendent Eddie Smith
Bell Street Police Office
Bell Street, Dundee

Chief Inspector Mike Whitford
Barrack Street Police Office
Barrack Street, Perth

