



Local Government Benchmarking Framework PKC Summary 2017/18

Benchmarking for Improvement

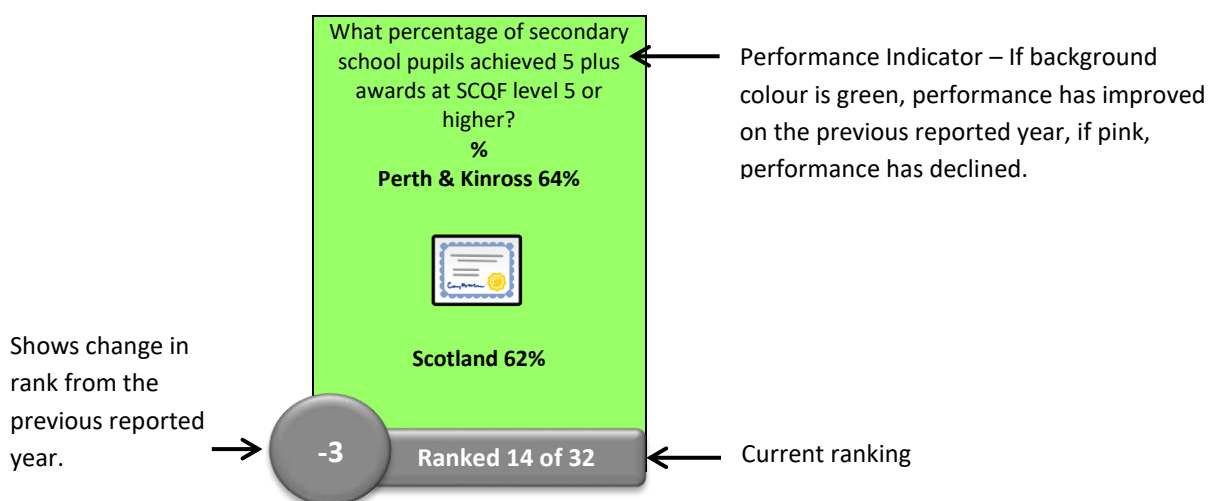
We are involved in a wide range of formal and informal benchmarking which includes participation in the national Local Government Benchmarking Framework (LGBF).

The [Local Government Benchmarking Framework](#) (LGBF) was developed by the Improvement Service (IS), on behalf of SOLACE, in 2012. The overall purpose of the framework is to support Councils in focusing change to areas of greatest impact in terms of efficiency (unit costs), productivity and outcomes.

As well as reporting on the LGBF, the Council includes benchmarking data, where available, as part of the Council's Annual Public Performance Report. Benchmarking also forms a key stage of Best Value Reviews, Transformation Projects and other reviews such as those undertaken by the Scrutiny Committee. Benchmarking data and benchmarking activity across a wide range of service areas is considered as part of each Service's How Good is Our Council self-evaluation.

The Council is a member of various benchmarking groups including the [LGBF Benchmarking Groups](#) and other networks such as the SCOTS Performance Management Working Group, Libraries ABC Benchmarking Group, Scottish Housing Best Value Network, the HMI and the SCOTXED Programme, SOCITM Benchmarking Club and Scottish Members Services Development Network.

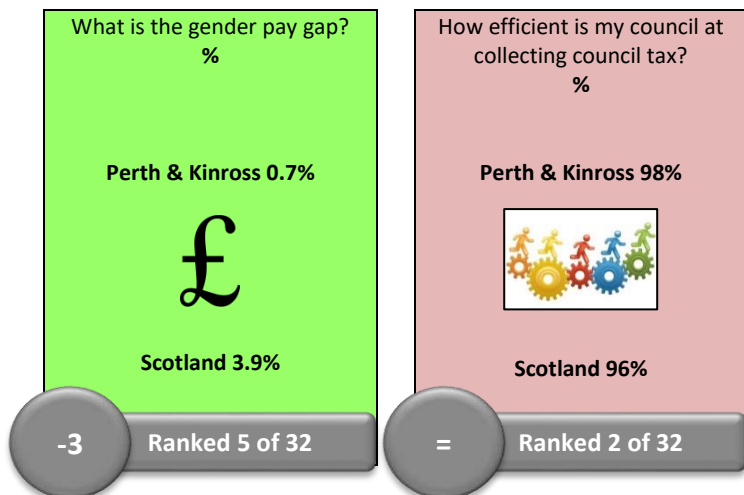
Key to Infographics



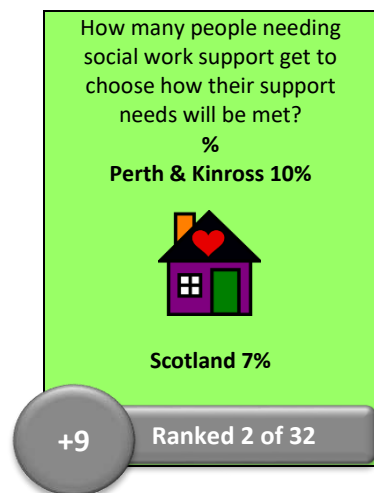
Cost indicators are shown in grey - For cost indicators, ranking is not useful as reduced costs do not necessarily mean improved outcomes for local communities and as a result, the cost indicators have not been ranked.

Quartile 1

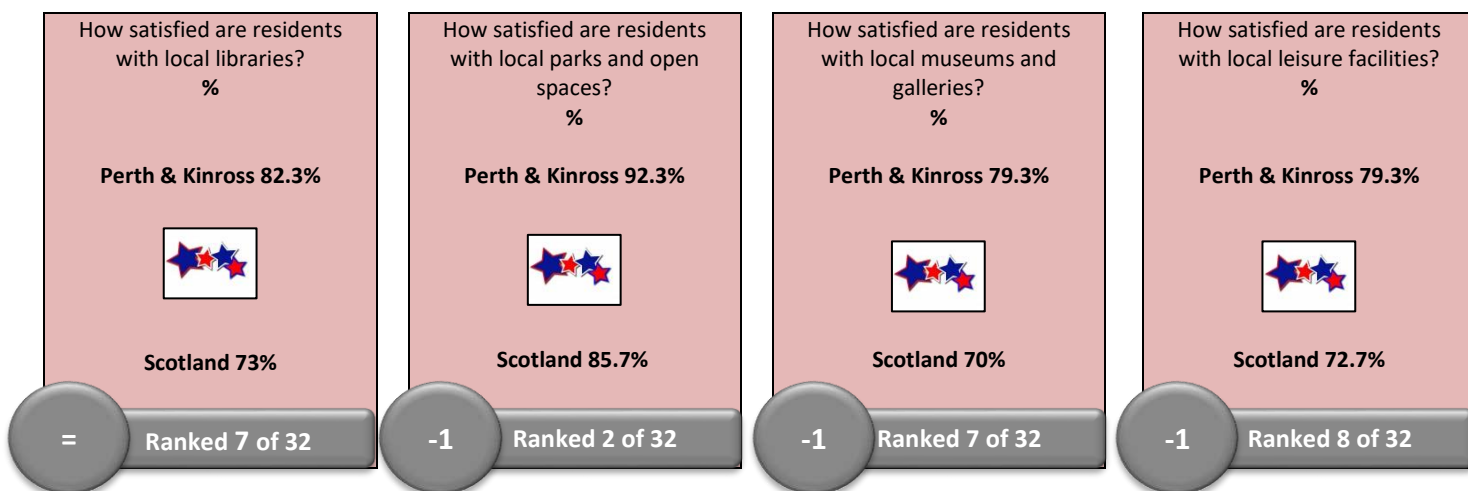
Corporate Services



Adult Social Care

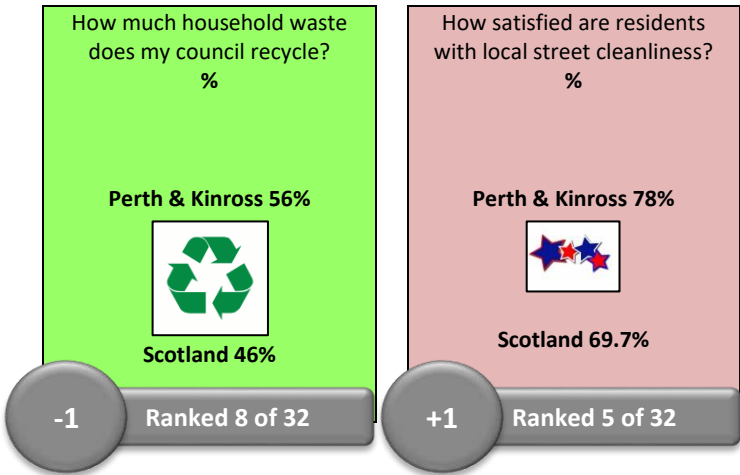


Culture & Leisure Services

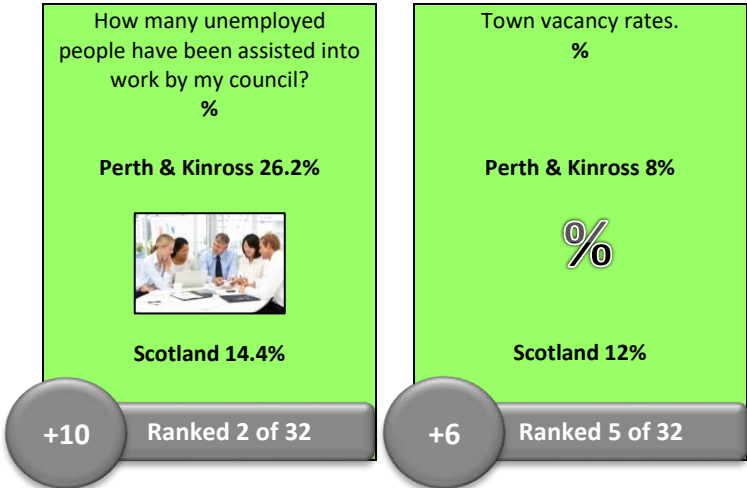


Quartile 1

Environmental Services



Economic Development



Quartile 2

Children's Services

What percentage of secondary school pupils achieved 5 plus awards at SCQF level 5 or higher?
%

Perth & Kinross 64%



Scotland 62%

-3

Ranked 14 of 32

What percentage of secondary school pupils achieved 5 plus awards at SCQF level 6 or higher?
%

Perth & Kinross 33%



Scotland 34%

-5

Ranked 16 of 32

How satisfied are residents with local schools?
%

Perth & Kinross 78.7%



Scotland 72.3%

-2

Ranked 11 of 32

Average total points awarded for levels of attainment achieved – overall average tariff.

Average tariff score

Perth & Kinross 925



Scotland 891

-3

Ranked 10 of 32

Funded early years provision rated good or better.
%

Perth & Kinross 94%



Scotland 91%

-1

Ranked 15 of 32

What % of 16-19 year olds are participating in learning, training or work?
%

Perth & Kinross 94%



Scotland 92%

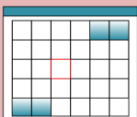
-1

Ranked 10 of 32

Corporate Services

What is the level of sickness absence in my council?
Average number of days per employee (non-teachers)

Perth & Kinross 10.74 days



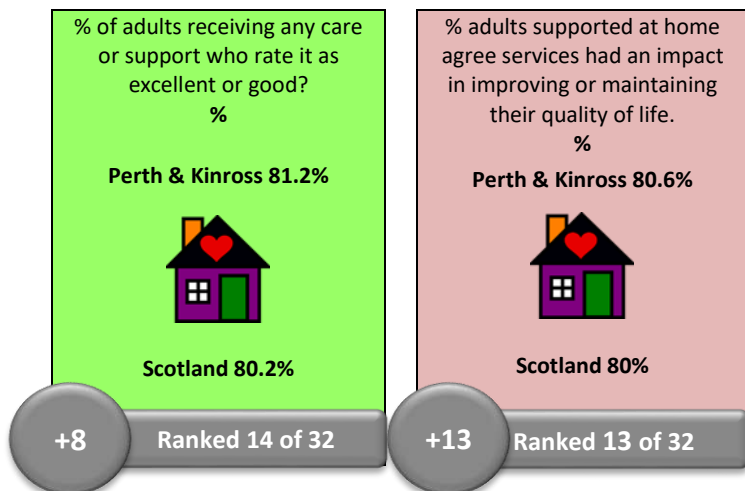
Scotland 11.41 days

-5


Ranked 11 of 32

Quartile 2

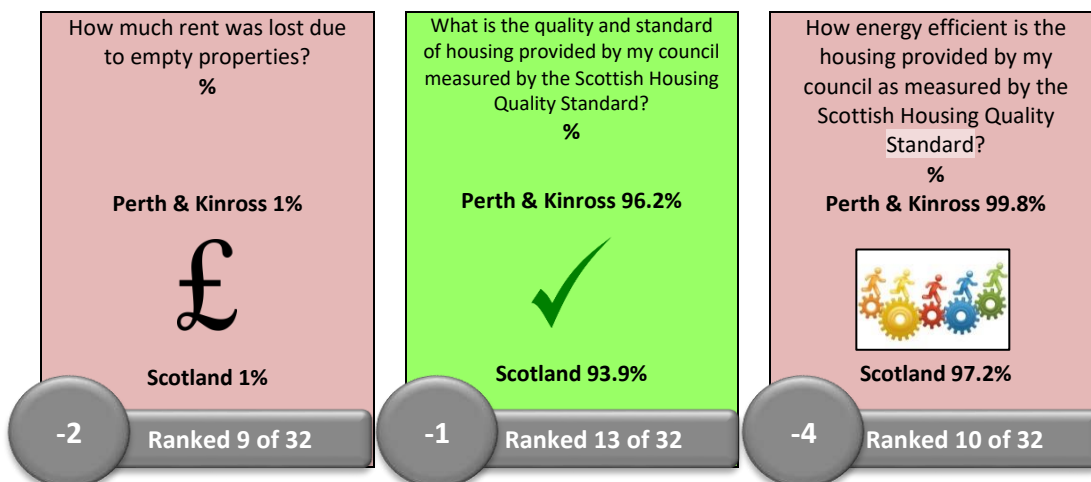
Adult Social Care



Environmental Services

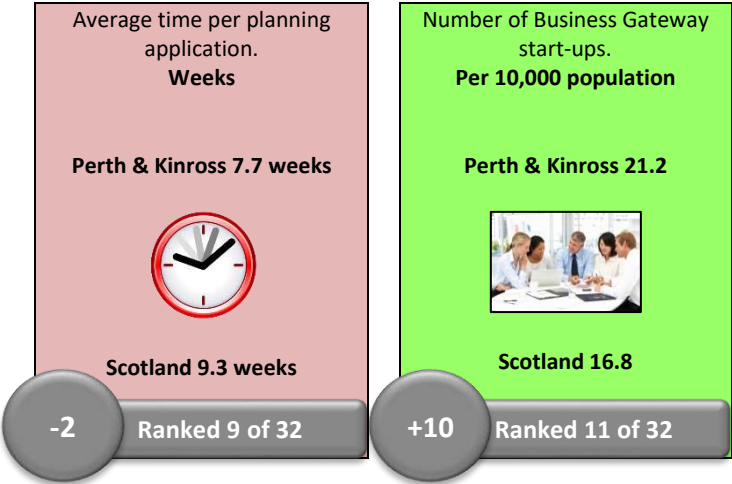


Housing Services



Quartile 2

Economic Development



Quartile 3

Children's Services

What percentage of secondary school pupils from deprived areas achieved 5 plus awards at level 5 or higher?
%

Perth & Kinross 36%



Scotland 42%

+4

Ranked 22 of 32

What percentage of secondary school pupils from deprived areas achieved 5 plus awards at level 6 or higher?
%

Perth & Kinross 13%



Scotland 16%

+4

Ranked 20 of 32

Average total points awarded for levels of attainment achieved – SIMD Quintile 1.
Average tariff score

Perth & Kinross 545



Scotland 618

+1

Ranked 21 of 32

Average total points awarded for levels of attainment achieved – SIMD Quintile 3.
Average tariff score

Perth & Kinross 856



Scotland 896

-13

Ranked 20 of 32

Average total points awarded for levels of attainment achieved – SIMD Quintile 4.
Average tariff score

Perth & Kinross 997



Scotland 1,016

+2

Ranked 19 of 32

Average total points awarded for levels of attainment achieved – SIMD Quintile 5.
Average tariff score

Perth & Kinross 1,169



Scotland 1,221

+4

Ranked 17 of 32

Corporate Services

How much of my council's total running costs is spent on administrative support services?
%

Perth & Kinross 5%



Scotland 5%

+3

Ranked 19 of 32

How many women are in top 5% earners?
%

Perth & Kinross 49.8%



Scotland 54.6%

-2

Ranked 24 of 32

How efficient is my council at paying invoices on time?
%

Perth & Kinross 94%



Scotland 93%

-4

Ranked 17 of 32

Quartile 3

Adult Social Care

How many older people with intensive needs are supported by my council so that they can remain at home?
%

Perth & Kinross 62.2%



Scotland 61.7%

+4

Ranked 22 of 32

Environmental Services

How many of my local C class roads are in need of repair?
%

Perth & Kinross 38%



Scotland 36%

+1

Ranked 20 of 32

Housing Services

How long does it take my council to complete non-emergency repairs?
Average number of days

Perth & Kinross 8.6 days




Scotland 7.5 days

+6

Ranked 19 of 32

Quartile 3

Economic Development



Quartile 4

Children's Services

Average total points awarded for levels of attainment achieved – SIMD Quintile 2.

Average tariff score

Perth & Kinross 646



Scotland 750

-3

Ranked 28 of 32

Corporate Services

What is the level of sickness absence for teachers in my council?

Average number of days per teacher

Perth & Kinross 8.06 days



Scotland 5.93 days

=

Ranked 30 of 32

Environmental Services

How many of my local A class roads are in need of repair?
%

Perth & Kinross 39%

A

Scotland 30%

=

Ranked 31 of 32

How many of my local B class roads are in need of repair?
%

Perth & Kinross 40%

B

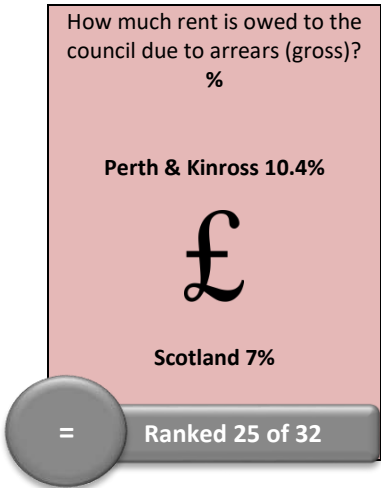
Scotland 36%

+2

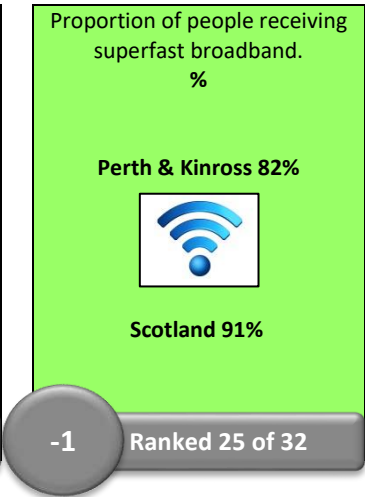
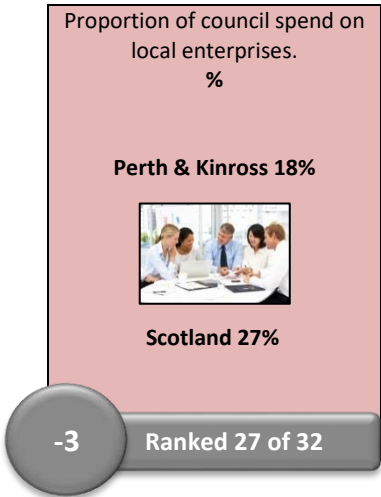
Ranked 26 of 32

Quartile 4

Housing Services

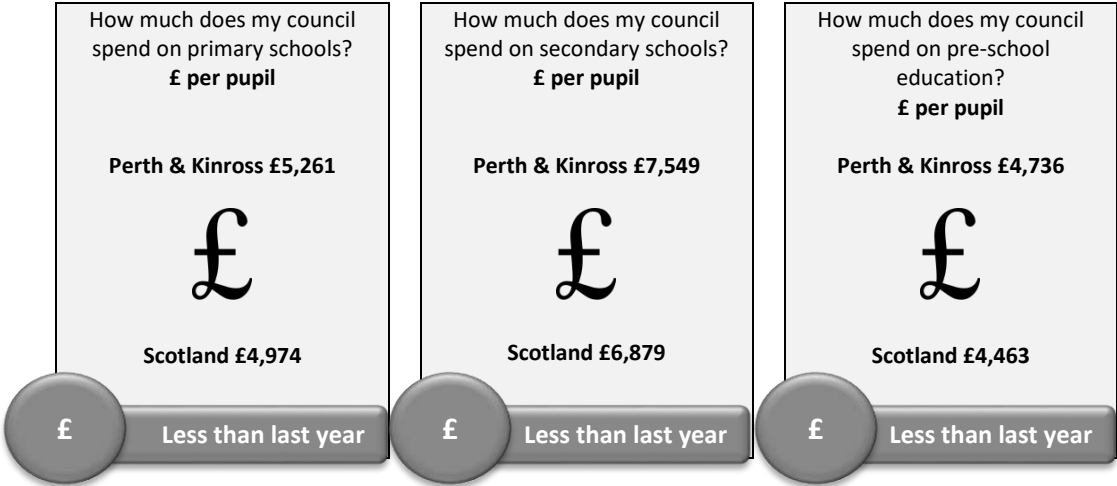


Economic Development



Cost Indicators

Children's Services



Corporate Services

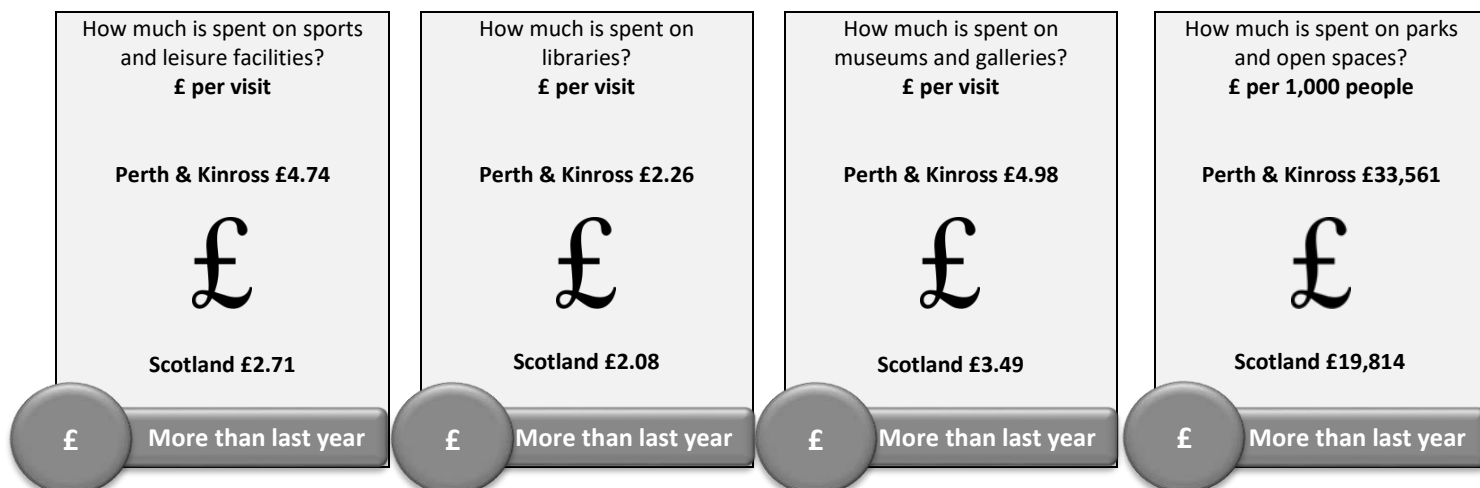


Adult Social Care

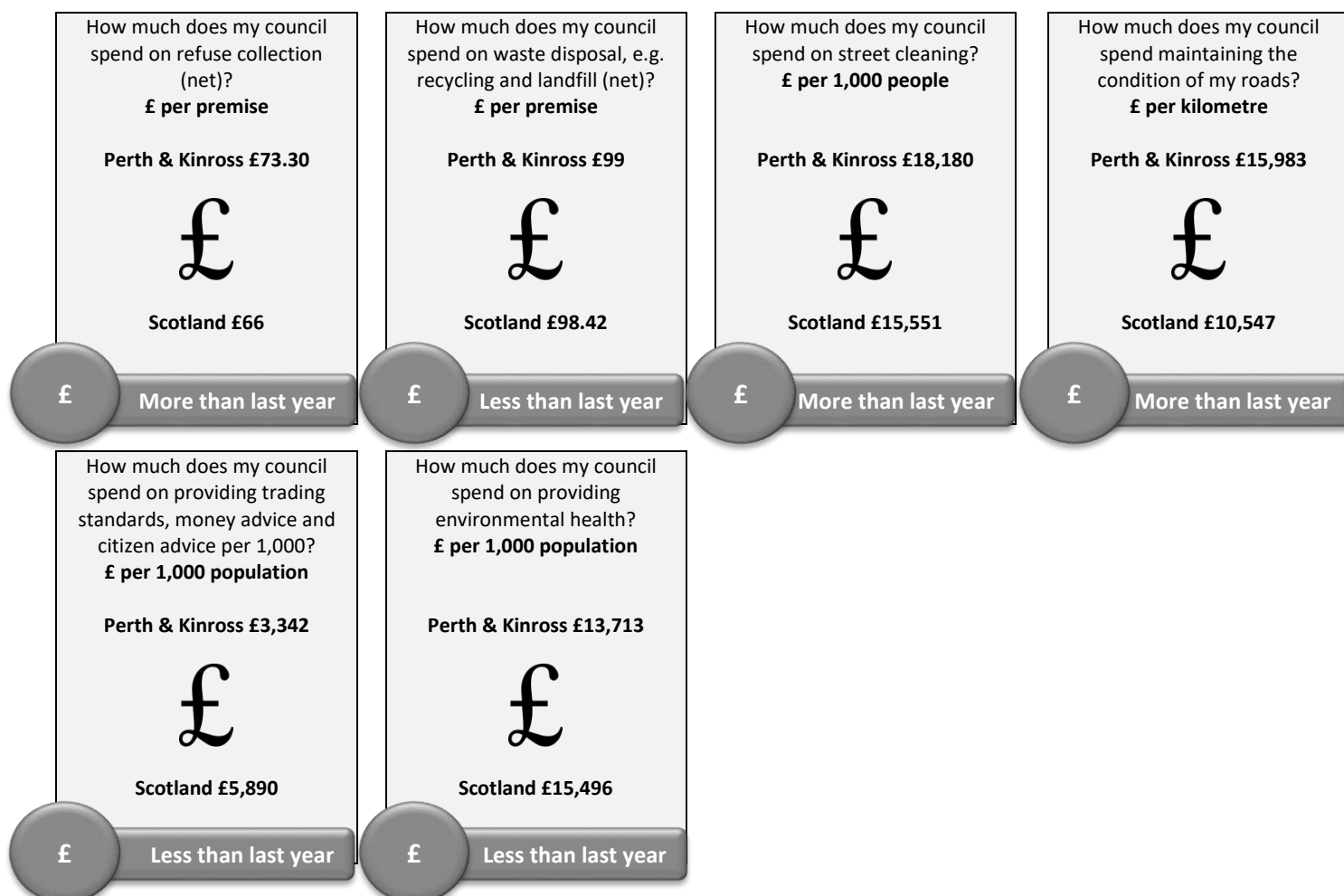


Cost Indicators

Culture & Leisure Services



Environmental Services



Cost Indicators

Economic Development

