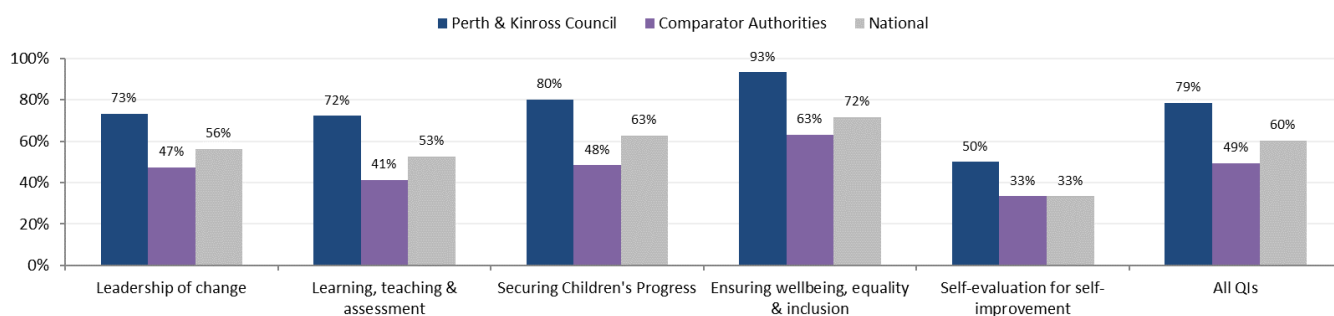


## Cumulative ELC Settings and Primary School Inspection Performance relative to Comparator Authorities<sup>1</sup>, by Education Scotland Quality Indicator, Academic Years 2016/17 – 2021/22

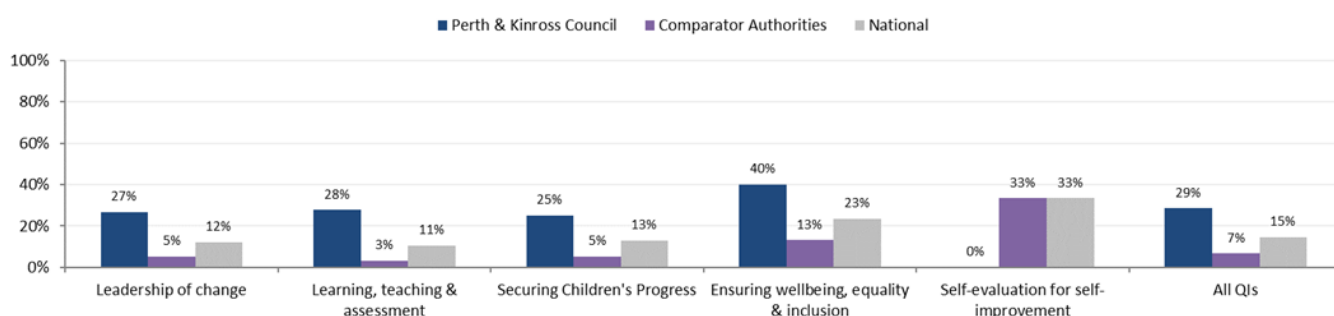
**Commentary:** Performance is consistently good across all quality indicators and well above comparators averages, especially at the higher end of 'very good or better'.

### ELC Settings

#### Quality Indicators (QIs) - Good or better (%)



#### Quality Indicators (QIs) - Very Good or better (%)

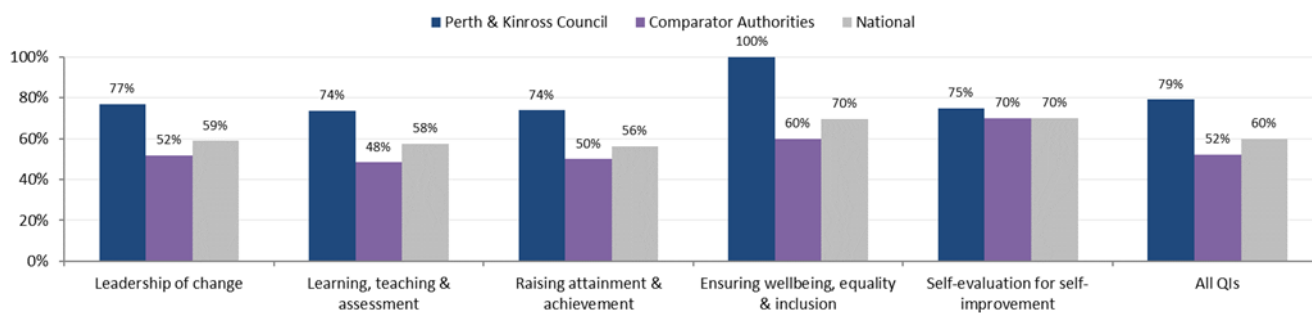


Quality Indicator	Leadership of Change	Learning, teaching & assessment	Securing Children's Progress	Ensuring wellbeing, equality & inclusion	Self-evaluation for self-improvement	All Quality Indicators
No. of Inspections in PKC	15	18	20	15	2	70

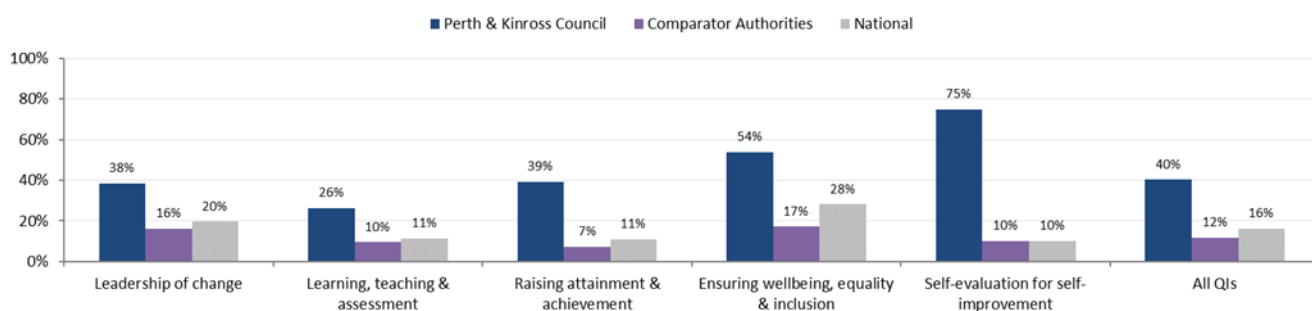
<sup>1</sup> Argyll and Bute, Aberdeenshire, Stirling, Scottish Borders and Highland Council. Comparator data up to June 20. The number of recent inspections of secondary schools is insufficient for benchmarking.

## Primary Schools

### Quality Indicators (QIs) - Good or better (%)



### Quality Indicators (QIs) - Very Good or better (%)



Quality Indicator	Leadership of Change	Learning, teaching & assessment	Raising attainment & achievement	Ensuring wellbeing, equality & inclusion	Self-evaluation for self-improvement <sup>2</sup>	All Quality Indicators
No. of Inspections in PKC	13	19	23	13	4	72

<sup>2</sup> This indicator is only inspected in the previous 'Short' inspection model.