

PERTH AND KINROSS COUNCIL

Community Safety Committee – 20th May 2015

**PERTH AND KINROSS LOCAL POLICING AREA
PERFORMANCE RESULTS
1st January to 31st March 2015**

**Report by Chief Superintendent Eddie Smith
Police Scotland 'D' Division (Tayside)**

1. RECOMMENDATION

- 1.1 It is recommended that members note and scrutinise this operational report.

2. BACKGROUND

- 2.1 The purpose of this report (Appendix A) is to provide information to the Committee regarding the performance of Police Scotland against performance indicators that will facilitate local scrutiny.
- 2.2 Appendix A will provide context to the information provided in relation to performance and give information on some of the work which has taken place within Perth and Kinross Local Policing Area.
- 2.3 The data provided in this report is for information purposes to allow Board Members to conduct their scrutiny responsibilities.

3. PERFORMANCE

- 3.3 Performance Indicators detailed in Appendix A are subdivided into the following priorities within this report which are the Local Policing Priorities as identified in the 3 year Local Policing Plan.
- Serious and Organised Crime
 - Public Protection and Safety
 - Road Safety
 - Major Events and Planning
 - Theft, Housebreaking and Scams

3.4 Appendix A will also provide updates on:

- Antisocial Behaviour
- Community Engagement

4. FINANCIAL IMPLICATIONS

4.1. There are no financial implications as a result of this report.

5. STAFFING IMPLICATIONS

5.1 There are no staffing issues as a result of this report.

6. ENVIRONMENTAL ISSUES

6.1 This report does not have any impact on the environment.

7. SUMMARY

7.1 The attached report updates members regarding significant operational matters and gives context to the performance of the local policing area.

8. COMPLIANCE

Is the proposal;

- | | |
|--------------------------------------|-----|
| (a) Human Rights Act 1998 compliant? | YES |
| (b) Equality & Diversity compliant? | YES |



PERTH & KINROSS COUNCIL

Community Safety Committee

Report by Chief Superintendent Eddie Smith
(Quarter ending 31 March 2015)



Contents

Background to this Report	page 3
Local Policing Priority Updates:	
Serious and Organised Crime	page 4&5
Public Protection and Safety	pages 5,6&7
Road Safety	page 8&9
Antisocial Behaviour	pages 10&11
Major Events and Planning	page 11
Theft, Housebreaking and Scams	page 12,13&14
Community Engagement	page 14
Multi Member Ward Breakdown	page 15

BACKGROUND TO THIS REPORT

As from April 2013, the Police and Fire Reform (Scotland) Act 2012 has required Police Scotland to produce and publish a Local Policing Plan (LPP) for each local authority area. The LPP clearly sets out the policing priorities for Perth and Kinross.

Performance in relation to the identified policing priorities is monitored and reviewed internally on a weekly basis. Quarterly reports are produced to allow scrutiny by Perth and Kinross Council Community Safety Committee. This report covers the period from 1st April 2014 to 31st March 2015.

Data provided in this report is for information purposes to allow Board Members to conduct their scrutiny responsibilities.

This report will make reference to crime groupings. Groups 1-4 refer to an amalgamation of four crime groups. They are Group 1, consisting of violent crime; Group 2 covering sexual offences; Group 3 covers a wide range of crimes of dishonesty; and Group 4 includes vandalism, fire-raising and malicious mischief.

Serious and Organised Crime

Tackling Serious and Organised Crime Groups (SOCGs) in Perth and Kinross remains a key priority.

The detections for drug supply, production and cultivation is a key performance indicator. In comparison to this time last year, there is an overall reduction of 23.5%, however substantial recoveries have been made and the Community Investigation Unit (CIU) continue to target key criminals.

Since the last report the Community Investigation unit have executed several warrants in an attempt to disrupt drugs production and supply within Perth and Kinross.

In March 2015, 3 linked search warrants were executed in Perth and in excess of 2 ounces of heroin were recovered with a value in excess of £5000. Two criminals connected to an Organised Crime Group from Liverpool were arrested and are now fully committed for trial. They were all charged with being concerned in the supply of controlled drugs.

It is recognised that more needs to be done to undermine the climate of violence surrounding substance abuse. Working with our partners, including the Perth and Kinross Alcohol and Drug Partnership (ADP), a focus will be on reducing substance abuse, drug related deaths and the impact it has on health, as well as, an increased emphasis on intelligence gathering and proactive operations in relation to misuse of drugs offences.

New Psychoactive Substances (NPS) continue to feature in Perth and Kinross, we continue to work with our partners sharing intelligence to disrupt and prevent criminal activity. Both shops in Perth are visited on a weekly basis where the staff are reminded of the impact these substances are having on the local community.

5 compounds commonly used in NPS were listed under the Misuse of Drugs Act 1971, in March 2015. This allows officers to deal even more robustly with recoveries, charging and reporting offences where identified.

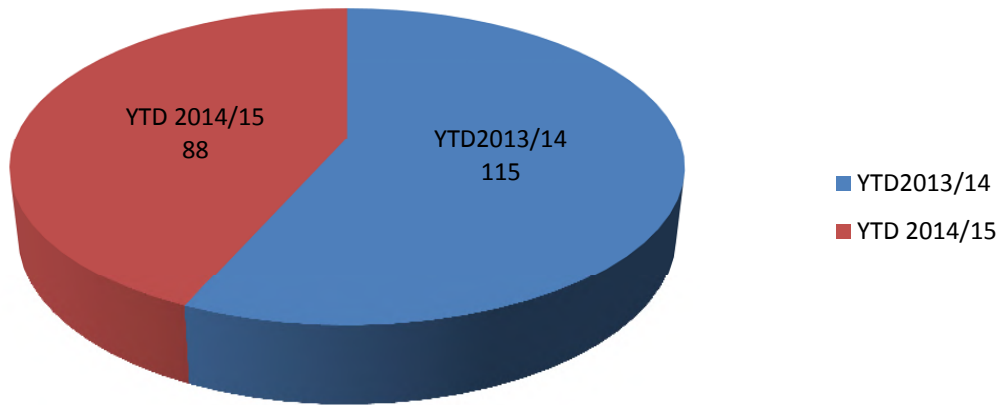
Shop landlords and managers of NPS shops were issued letters advising them of the public health risk they pose by operating and the responsibility they have to ensure the public's safety.

The CIU continue to develop intelligence in relation to Serious Organised Crime, to ensure disruption and detection. In conjunction with this the Tayside Intensive Support Services (TISS) team are working hard with our partner agencies to ensure support and assistance is offered to those offending in an attempt to reduce crime and rehabilitate offenders.

Serious and Organised Crime

		5 year average	Apr-Mar 2013/14	Apr-Mar 2014/15	% Change from last year
22	Number of detections for drugs supply, production, cultivation.	116	115	88	-23.5%

Number of Detections for Drugs Supply, Production and Cultivation



Public Protection and Safety

Keeping People Safe is a key priority for the Police Service of Scotland.

Perth and Kinross Local Policing Area has again seen a reduction in the number of violent crimes (Group 1) in comparison to the same period last year. Evidence figures include:

- 37 fewer group 1 crimes than this time last year, equating to a reduction of 29.1%
- A reduction in the number of attempted murders by 37.5%
- Serious Assaults reduced by 20.5% with a 100% detection rate
- 149 fewer common assaults reported, a 11.1% reduction in comparison to last year.

We continue to focus on violent crime and have achieved these deductions by focusing our patrols in identified hot spot areas. We have and will continue to utilise the Licensing and Violence Reduction Team (LVRT) and officers deployed on Campaign Against Violence duties (CAV), to ensure high visibility patrols within the community prevent incidents by their presence.

It is acknowledged that the number of robberies has increased with 12 more robberies during this period compared to the same period last year. The detection rate for these is 96%, and although a reduction by 4% we continue to ensure all opportunities to detect are exhausted. It should be recognised that a recent change in crime recording may account for this increase.

In the last report it was mentioned that Barnardos, Police Scotland and Women's Aid were

NOT PROTECTIVELY MARKED

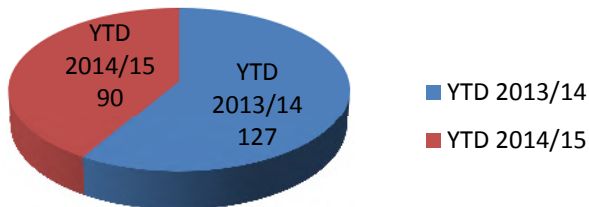
trialling a daily joint assessment process for high risk victims. This is now a daily practice and is working well ensuring partnership working with a victim centred approach.

To ensure we maximise multi agency working, a Sergeant remains based within St Martins House and holds a daily meeting with partners ensuring information is shared and fed back to the appropriate organisations. This works extremely well and has assisted our daily business greatly.

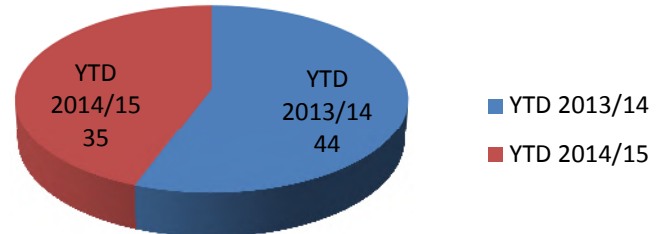
Public Protection and Safety					
		5 year average	Apr-Mar 2013/14	Apr-Mar 2014/15	% change from last year
1	Total Number Group 1: Crimes of Violence	147.4	127	90	-29.1%
2	Murder	1.6	1	1	-
3	Attempted Murder	16.4	8	5	-37.5%
4	Culpable Homicide (common law)	-	0	0	-
5	Culpable Homicide (other)	-	0	0	-
6	Serious Assault detection rate	93.8%	95.5%	100%	4.5%
7	Serious Assault	49.8	44	35	-20.5%
8	Robbery detection rate	87.2%	100%	96%	-4.0%
9	Robbery	33.4	13	25	92.3%
10	Petty (Common) Assault detection rate	81.9	88.4%	86.7%	-1.7%
11	Petty (common) Assault	1222.6	1338	1189	-11.1%
12	Stop and searches conducted	-	6835	5270	-22.9%
13	Number of positive stop and searches conducted	-	25.5%	25.7%	0.2%
15	Number of Domestic Abuse incidents reported to the Police	-	1162	1526	31.3%
16	Total crimes and offences in Domestic Abuse incidents	-	913	985	7.9%
17	Percentage of Domestic incidents that result in a crime being recorded	-	52.3%	55.6%	3.3%
18	Total crimes and offences in Domestic Abuse incidents detection rate	-	89.0%	87.1%	-1.9%
19	Total detections for Domestic Bail offences	-	119	105	-11.8%
20	95% of initial Domestic Abuse Bail Checks are conducted within 24hrs	-	-	100%	-
21	Hate crime and offences detection rate	-	84.7%	97.0%	12.3%
30	Number of Group 2: Crimes of Indecency	139.8	216	261	20.8%
31	Group 2 crimes detection rate	71.1%	75.5%	77.4%	1.9%
32	Rape detection rate	71.6%	69%	63.2%	-5.8%

NOT PROTECTIVELY MARKED

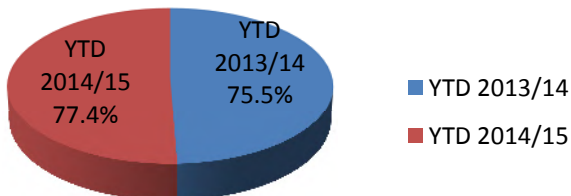
Total No of Group 1 Crimes - Crimes of Violence



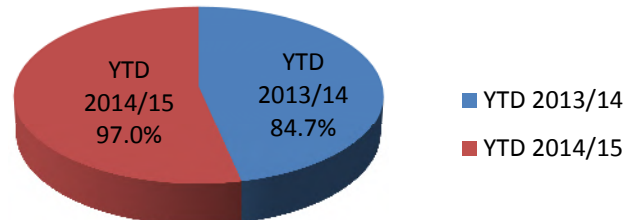
Serious Assault - Total Reported



Group 2 - Crimes of Indecency - Detection Rates



Hate Crime and Offences - Detection Rates



Road Safety

The strategic priority for road safety is keeping people safe on the roads of Perth and Kinross.

It is acknowledged that there is a 40% rise in the number of people fatally injured on the Roads of Perth and Kinross in comparison to last year.

However the overall casualties have significantly reduced, with the road casualty statistics for the reporting period showing a 17.5% reduction in people being seriously injured in comparison to the same time period last year. In addition to this there has been a 28.3% reduction of people being slightly injured in comparison to the same period last year.

With the new alcohol limit we have seen a decrease in those drivers drinking under the influence of alcohol. We have listened to the local community in relation to issues with the A93 route, to Glenshee, whereby there was previous a lack of information. Since the last report we have continued to work with the local Road departments, Glenshee Ski Centre and local councillors, and during the Ski season we had regular teleconferences to ensure clear lines of communication.

Over the coming months, many motorcyclists will take to the beautiful Perth and Kinross countryside to experience the open roads and stunning scenery.

Operation Zenith, a Police Scotland initiative, was launched on the 2nd of April 2015 for the sixth year to raise awareness amongst all road users about motorcycle safety over the spring and summer months.

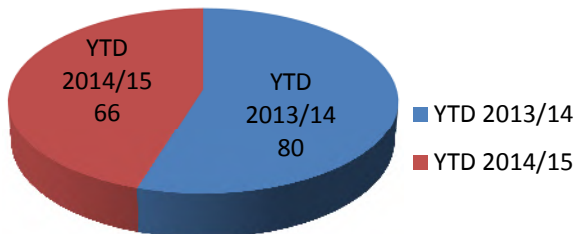
Operation Zenith will run until the 28th September 2015, focusing on improving rider behaviour, particularly aimed at the contributory factors which result in riders being killed or seriously injured.

As part of the operation, Perth and Kinross officers, supported by Divisional Roads Policing Unit and Trunk Roads Policing Group will be conducting high visibility patrols on the areas most popular motorcycle routes, engaging with motorcyclists to improve rider attitudes, promote safer riding and enforce legislation in respect of any motoring offences.

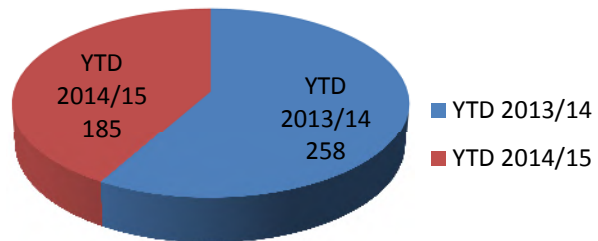


Road Traffic Statistics					
		5 year average	Apr-Dec 2013/14	Apr-Dec 2014/15	% Change from last year
N/A	People Killed	-	10	14	40.0%
N/A	People Seriously Injured	-	80	66	-17.5%
N/A	People Slightly Injured	-	258	185	-28.3%
N/A	Children (aged <16) Killed	-	0	0	-
N/A	Children (aged <16) Seriously Injured	-	6	4	-33.3%
33	Dangerous driving	55.8	68	44	-35.3%
34	Speeding	1780.4	3225	1388	-57.0%
35	Disqualified driving	29.4	26	16	-38.5%
36	Driving Licence	169.8	214	126	-41.1%
37	Insurance	395	452	276	-38.9%
38	Seat Belts	160.8	409	86	-79.0%
39	Mobile Phone	277.8	739	244	-67.0%

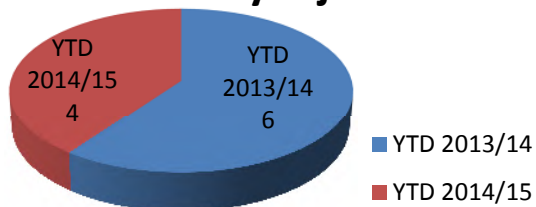
People Seriously Injured



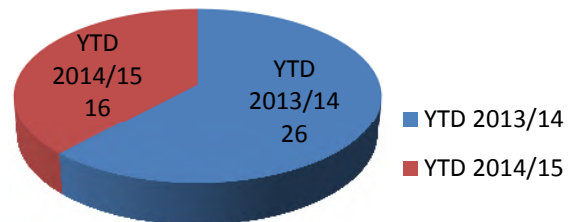
People Slightly Injured



Children (aged 16) Seriously Injured



Dangerous Driving



Antisocial Behaviour

Police Scotland recognises that individuals have the right to live in peace and safety, free from all aspects of antisocial and criminal behaviour and without the fear of harassment and intimidation. Police Scotland is committed to effectively tackling and preventing antisocial behaviour in order to safeguard the future and well-being of our communities.

We will continue to work with our partners to respond to local needs, concerns and priorities across Perth and Kinross.

The number of complaints regarding disorder and anti-social behaviour has continued to decrease with there being 451 fewer calls which is a reduction of 9.6% compared to last year. This is without doubt due to our partnership working and dedicating high visibility patrols in the form of Centresafe and CAV in to areas of concern

There is a slight increase in Vandalism by 0.8% however there has been an increase in detection rate of 1.2% in comparison to last year.

Since the last report a joint initiative has been put in place and continues to run in Kinross to address anti-social behaviour by youths predominantly on Friday evenings in the town. Its primary and most important function is to act as an early warning system highlighting those youths who repeatedly engage in anti social behaviour to Police and to their families making them aware that their behaviour is disrupting the lives of the community.

The initiative between Police Scotland, Perth and Kinross Community Wardens, Youth Services and local voluntary organisations has resulted in seizures of alcohol from youths and identification of repeat offenders with intervention meetings taking place with individuals and their families. Diversionary activity including Street Sports has also been part of this initiative.

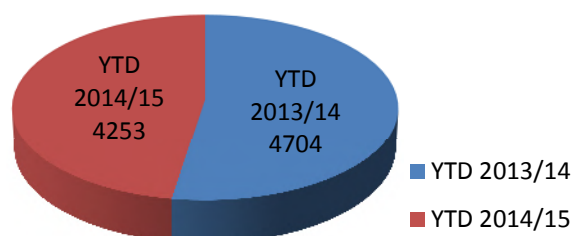
In addition to this Police Scotland also dedicates resources to Operation Ironworks, which is a multi-agency initiative designed to tackle anti-social behaviour, crimes of violence and environmental damage within Loch Lomond & The Trossachs National Park. In Perth and Kinross the National Park covers the area surrounding Loch Earn, St Fillans. The Operation commenced on Easter weekend and will run throughout the summer until the end of September. Now in its seventh year, Operation Ironworks has successfully run within the National Park; this collaborative approach has seen a significant decrease in anti-social behaviour and associated crimes in previous years and relies on the collaborative working between Police Scotland, the National Park Authority Rangers and Forestry Commission Scotland Rangers.

Looking forward in to Spring/Summer, Police will continue to work closely with our partners to reduce antisocial behaviour during the school holidays and other key periods.

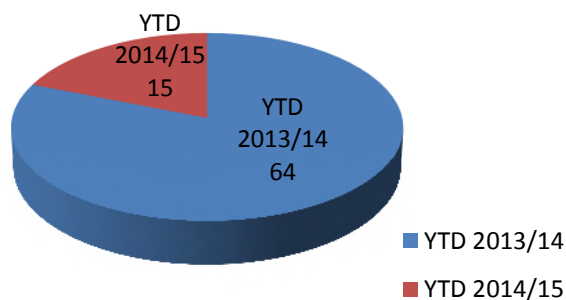
Antisocial Behaviour

		5 year average	Apr-Mar 2013/14	Apr-Mar 2014/15	% Change from last year
14	Number of complaints regarding disorder	-	4704	4253	-9.6%
27	Vandalism & Malicious Mischief detection rate	34.8%	32.9%	34.1%	1.2%
28	Vandalism & Malicious Mischief	1006	762	768	-0.8%
29	Number of detections for Consuming Alcohol in a designated place (where appropriate byelaws exist)	65	64	15	-76.6%

Number of Complaints Regarding Disorder



Number of detections for Consuming Alcohol in a designated place



Major Events and Planning

Preparatory work is on-going in the event that planning permission goes through for T in the Park 2015 at Strathallan, Auchterarder.

There have been several media articles over the last period regarding the event and Police Scotland remain impartial, planning for the event should it go ahead but also ensuring the local community Policing Team, are actively engaging and supporting local residents and businesses.

We continue to liaise with the local elected members and with the launch of Community Watch at the end of April, we are keen to ensure this is used as a platform to provide another medium for excellent community engagement.

Theft, Housebreaking and Scams

Since the last report there has been a reduction in housebreakings by 2.9%, with 10 fewer properties broken into across Perth and Kinross compared to the same period last year. In addition to this there has been an increase in the detection rate of 1.1%.

Following a spree of housebreaking and theft in Perth City Centre a crime review was undertaken by the Community Intelligence Unit (CIU) and a known thief identified for one of the crimes. Crimes were linked by loci and similarity in circumstances and the male arrested and remanded. He has now pled guilty and awaits sentencing.

Whilst recorded figures for rural crime in Perth and Kinross remain low compared to other areas in Scotland an upward trend has been observed in Southern Perthshire during the month of March. Crimes are predominantly taking place overnight at weekends.

Incidents include break ins to building sites with thefts of a hydraulic pump, vibrating plate, generator and a trailer full of various tools. Building sites are likely targeted during this time period due to the fact they are often left unoccupied over the weekend, as was the case with these incidents. In all cases, reports noted that, the equipment was not stored away securely over the weekend leaving them vulnerable to theft. The building sites also had very little in terms of security, in most cases just a fence protecting the area with no CCTV coverage.

Crimes that were recorded on farmland included theft of equipment, diesel and one incident where a JCB forklift was stolen, although it was found again close by. Farmland is very open and again these sites had very little in terms of security leaving items susceptible to theft while no-one is present during the night.

Residential crimes included incidents of thefts from within a garden and theft from within a house. Again the majority of these crimes were reported to have taken place overnight with just over half taking place during the weekend hours.

To ensure the best chances of detecting such crimes a Toolkit will be issued to officers with an aide memoir for the investigation of rural crimes. Analytical work has taken place to focus patrols and preventative work and by working with our partners including the National Farmers Union and the community we will disseminate crime prevention advice including the use of Smartwater. Community Watch will be used to disseminate a series of crime prevention advice based on the new Police Scotland publication 'A guide to Security in The Rural Environment'.

Doorstep Crime affects some of the most vulnerable within our society and communities, where victims are targeted due to their perceived vulnerability. An individual's quality of life can deteriorate significantly after such incidents, impacting on any subsequent investigations and bringing the offender to justice. This is compounded by the risk of repeat victimisation, where a high proportion of doorstep crime is underreported. While doorstep crime can be classified as both organised and opportunistic, there is no doubt that the impact is serious for those who become a victim of this crime type.

Theft, Housebreaking and Scams

Since September 2013, Police Scotland National doorstep crime initiative, Operation Monarda, has been delivered across the Force area. Monarda has achieved significant results in the prevention and detection of crime, in supporting joint working around doorstep crime with key partners across Scotland. The campaigns have also raised the awareness of doorstep crime issues within the Force and among the wider public.

To further support the ongoing prevention, intelligence, engagement and enforcement, of doorstep crime within Scotland, and to support the Force focus on keeping people safe, the Scotland wide doorstep crime initiative was delivered between 23rd – 29th March 2015, once again adopting the universally recognised Monarda name and structure.

Letters highlighting the campaign were distributed to building merchants, printers and quarries. Banks and Building Societies were also made aware of the campaign. The event was supported by the media and a number of legitimate trade's persons were also spoken to.

Numerous vehicles were stopped, items were seized for trading standards and bogus workmen were arrested in Perth and Pitlochry (paint guttering, patio clean, cut grass, all with the intention of gaining £2800).

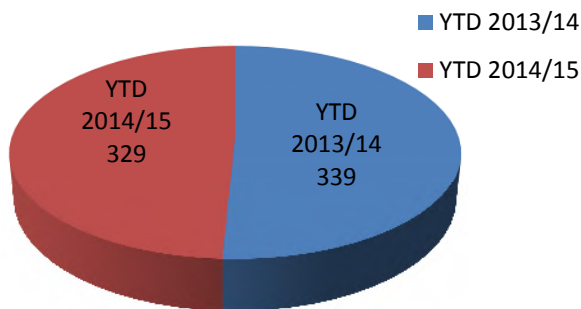
Theft by shoplifting has increased in comparison to last year but we continue to maintain a high detection rate at 78.5%.

Officers will continue to proactively target perpetrators of retail crime and we will work robustly with our partners to embed shop security and crime prevention tactics.

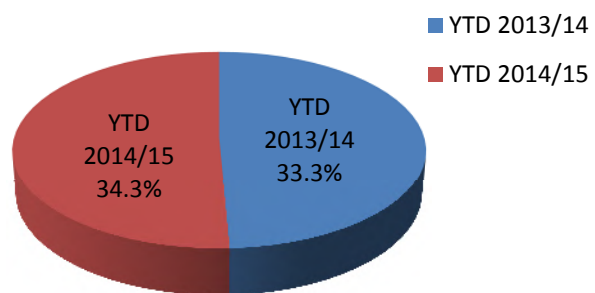
Housebreaking and Theft by Shoplifting

		5 year average	Apr-Mar 2013/14	Apr-Mar 2014/15	% Change from last year
23	Theft by housebreaking (including attempts) detection rate	33.3%	33.3%	34.3%	-1.1%
24	Theft by housebreaking (including attempts)	366.6	339	329	-2.9%
25	Theft by shoplifting detection rate	86.2%	85.3%	78.5 %	-6.8%
26	Theft by shoplifting	553.8	401	544	35.7%

Theft by Housebreaking - Total Reported



Theft by Housebreaking - Detection rates



Community Engagement

The pilot in Highland Perthshire for Rural Watch will now enter a second phase with roll out to the rest of Perth and Kinross, outwith Perth City. There will be a media launch on 30th April 2015 at Kinross Police Station with local Community Councils and Councillors invited to participate. Individuals can join Community Watch via the www.PKCommunityWatch.co.uk web site to receive community safety messages from the Community Safety Partnership. This is an excellent community engagement tool for agencies, improving the flow of information, keeping communities informed, keeping them safe.

A community engagement event is also planned to take place on 28th May 2015 in Auchterarder for Strathallan Ward to meet their local Community Policing Team, promote Community Watch and reassure communities leading up to T in the Park, if it is confirmed as going ahead.

With the new structures recently put in place within D Division, there has never been a better time for providing community engagement strategies. We try to attend most community council meetings within Perth and Kinross however should we not be in a position to attend then the community council will receive a report for their respective meetings.

We carried out community engagement with Community Councils, local councillors and other agencies to ensure we were able to identify the needs of the community in each specific area. The Multi Member Ward reports were updated in March after consultation with the elected members; these include details of officers responsible for each area and direct emails addresses for the local community mailboxes. These mailboxes are working well and ensuring that each email is directed to the appropriate person to deal with.

	Almond and Earn			Blairgowrie and Glens			Carse of Gowrie			Highland		
	Rec	Det	%	Rec	Det	%	Rec	Det	%	Rec	Det	%
Groups 1-5	149	51	34.2%	188	106	56%	161	57	35.4%	230	116	50.4%
Groups 1-4	132	37	28%	164	82	50%	135	33	24.4%	190	77	40.5%
All Group 1	2	2	100%	2	1	50%	5	4	80%	4	4	100%
Murder/Attempt Murder	1	1	100%	-	-	-	-	-	-	-	-	-
Serious Assault	1	1	100%	1	1	100%	-	-	-	4	4	100%
Robbery	-	-	-	-	-	-	2	1	50%	-	-	-
Common Assault	32	27	84.4%	74	63	85.1%	33	27	81.8%	58	50	86.2%
Knives/Offensive Weapons	1	1	100%	4	4	100%	-	-	-	3	3	100%
Drugs Supply/Production	1	1	100%	-	-	-	4	4	100%	2	2	100%
All Group 2	9	7	77.8%	8	9	112.5%	4	3	75%	20	18	90%
Housebreaking	11	2	18.2%	16	8	50%	15	3	20%	26	8	30.8%
Shoplifting	7	5	71.4%	16	15	93.8%	4	4	100%	9	6	66.7%
	Kinross-shire			Perth City Centre			Perth City North			Perth City South		
	Rec	Det	%	Rec	Det	%	Rec	Det	%	Rec	Det	%
Groups 1-5	697	414	59.4%	1502	951	63.3%	864	505	58.4%	244	121	49.6%
Groups 1-4	365	90	24.7%	1084	597	55.1%	649	304	46.8%	209	87	41.6%
All Group 1	2	1	50%	26	26	100%	19	14	73.7%	5	7	140%
Murder/Attempt Murder	-	-	-	2	2	100%	2	2	100%	-	-	-
Serious Assault	-	-	-	13	13	100%	5	5	100%	2	2	100%
Robbery	1	-	-	9	9	100%	2	2	100%	3	4	133.3%
Common Assault	68	53	77.9%	389	338	86.9%	209	197	94.3%	63	55	87.3%
Knives/Offensive Weapons	2	2	100%	15	15	100%	5	5	100%	1	1	100%
Drugs Supply/Production	13	12	92.3%	54	47	87%	13	12	92.3%	3	3	100%
All Group 2	14	12	85.7%	72	54	75%	63	57	90.5%	12	8	66.7%
Housebreaking	27	6	22.2%	58	29	50%	63	25	39.7%	18	16	86.9%
Shoplifting	13	12	92.3%	322	265	82.3%	115	82	71.3%	28	20	71.4%
	Strathallan			Strathearn			Strathmore			Strathtay		
	Rec	Det	%	Rec	Det	%	Rec	Det	%	Rec	Det	%
Groups 1-5	163	68	41.7%	258	88	34.1%	235	124	52.8%	114	34	29.8%
Groups 1-4	136	45	33.1%	226	56	24.8%	189	81	42.9%	98	21	21.4%
All Group 1	4	3	75%	12	10	83.3%	5	5	100%	1	-	-
Murder/Attempt Murder	-	-	-	1	1	100%	-	-	-	-	-	-
Serious Assault	1	1	100%	3	3	100%	4	4	100%	-	-	-
Robbery	2	2	100%	5	5	100%	-	-	-	-	-	-
Common Assault	47	39	83%	84	67	79.8%	81	69	85.2%	28	26	92.9%
Knives/Offensive Weapons	1	1	100%	3	3	100%	1	1	100%	-	-	-
Drugs Supply/Production	2	1	50%	2	2	100%	2	1	50%	1	1	100%
All Group 2	7	4	57.1%	17	4	23.5%	22	18	81.8%	8	4	50%
Housebreaking	15	2	13.3%	28	1	3.6%	19	6	31.6%	18	3	16.7%
Shoplifting	8	8	100%	7	3	42.9%	14	6	42.9%	1	1	100%

Contact Details

Divisional Commander - Chief Superintendent Eddie Smith
D Division HQ
West Bell Street, Dundee

Area Commander - Chief Inspector Mike Whitford
Perth & Kinross Local Policing Area (LPA) HQ
Barrack Street, Perth