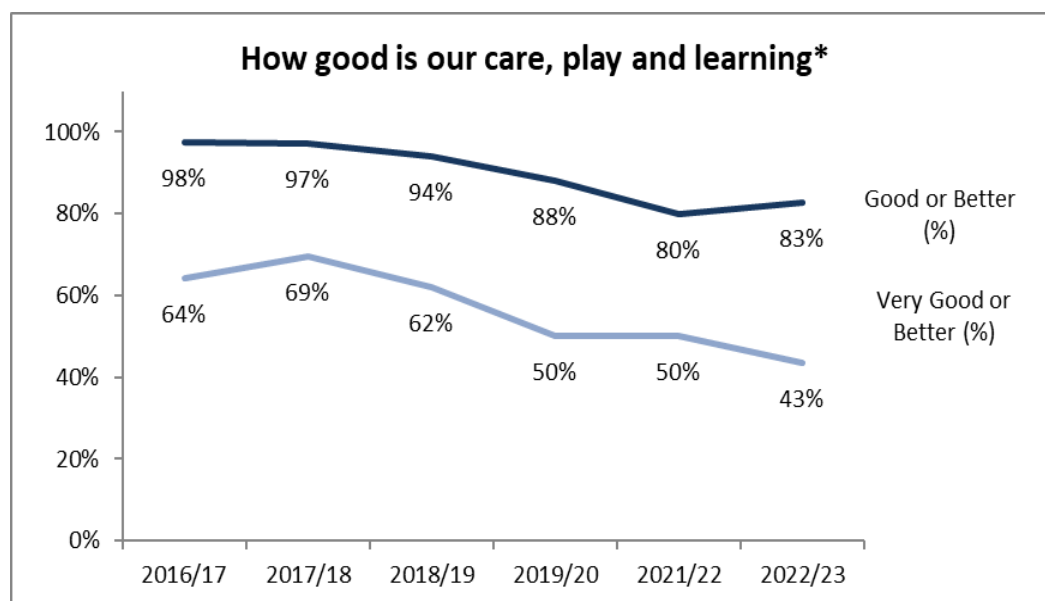


Grading History, services providing day care of children inspected and published by the Care Inspectorate, 2016/17 onwards¹



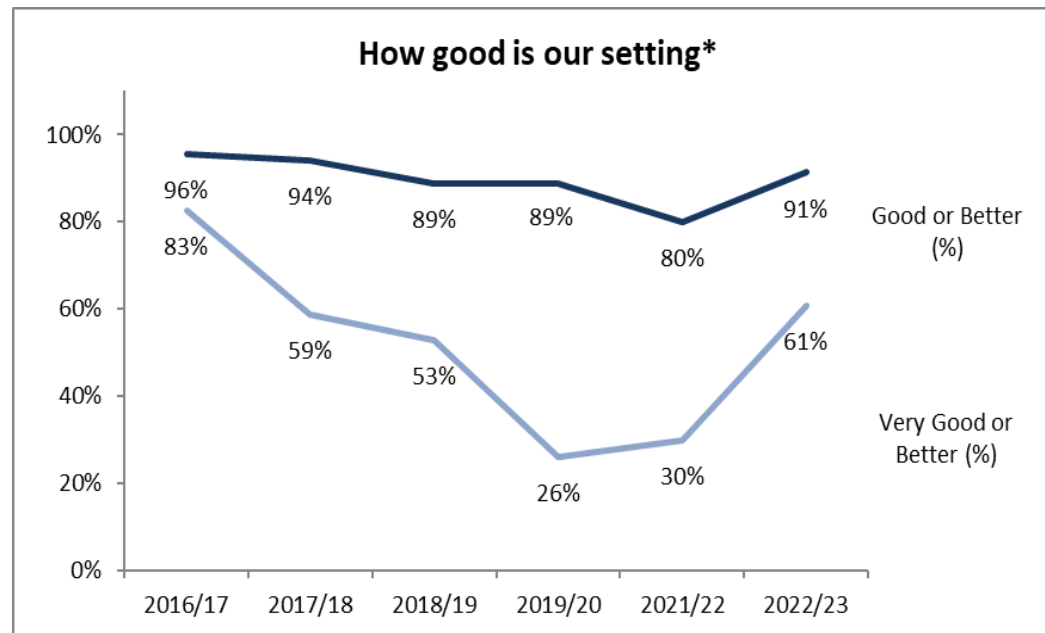
Commentary:

Performance over 6 years has been generally high when looking at both 'Good or better' and 'Very good or better' ratings.

A recent decrease is linked to higher expectations from Care Inspectorate inspections and introduction of the National Standard for ELC.

* Known as "Quality of care and support" prior to 01/06/2022

	2016/17	2017/18	2018/19	2019/20	2021/22	2022/23
Number of Inspections	42	36	50	36	12	23



Commentary:

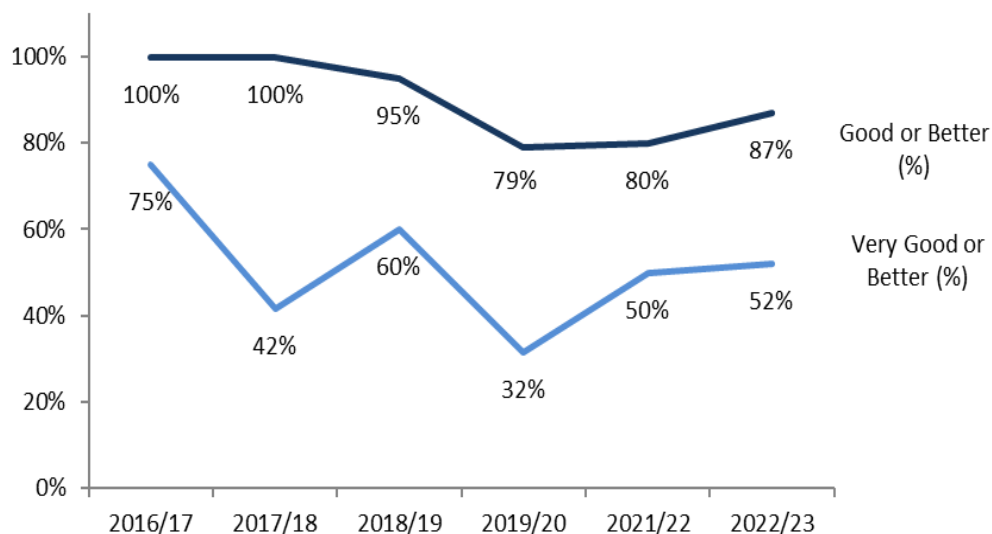
Performance over 6 years has been high and steady when looking at 'Good or better' ratings. This indicator has been recognised in the Service's own quality assurance of establishments, with the intention of improving performance in this area, which is now visible.

* Known as "Quality of environment" prior to 01/06/2022

	2016/17	2017/18	2018/19	2019/20	2021/22	2022/23
Number of Inspections	23	17	36	22	12	23

¹ Inspected, published and reported to Lifelong Learning / Learning & Families Executive Sub Committee by 20 March 2023. Note the smaller number of inspections reported in 2021/22 (and none in 2020/21)

How good is our staff team*



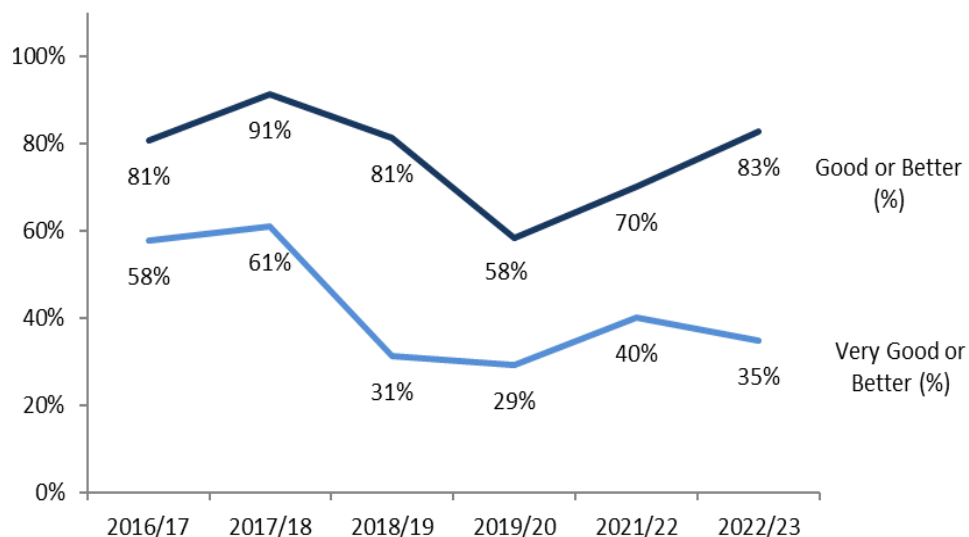
Commentary:

Performance over 6 years has been high and steady when looking at 'Good or better' ratings. When tightening to 'Very good or better' the overall trend is similar. As a result of the expansion of ELC, there has been a marked increase in the ELC workforce. Workforce development initiatives to ensure a high quality staffing are now showing impact.

* Known as "Quality of staffing" prior to 01/06/2022

	2016/17	2017/18	2018/19	2019/20	2021/22	2022/23
Number of Inspections	28	12	20	15	12	23

How good is our leadership*



Commentary:

Performance over 6 years has been generally high when looking at Good or better ratings. The Service has a development programme to upskill existing Early Childhood Practitioners (ECPs) to undertake management posts as well as a new Leadership Programme for those in existing leadership positions. A recent decrease is linked to higher expectations from Care Inspectorate inspections and introduction of the National Standard for ELC.

* Known as "Quality of leadership and management" prior to 01/06/2022

	2016/17	2017/18	2018/19	2019/20	2021/22	2022/23
Number of Inspections	26	23	16	19	12	23