



QUARTERLY MONITORING REPORT

Covering the activities and performance in support of the Local Fire and Rescue Plan for Perth & Kinross



SCOTTISH
FIRE AND RESCUE SERVICE
Working together for a safer Scotland

Quarter Two: 2021/22

**Working together
for a safer Scotland**



ABOUT THE STATISTICS IN THIS REPORT

The activity totals and other statistics quoted in this report are provisional in nature and subject to change as a result of ongoing quality assurance and review.

Because all statistics quoted are provisional there may be differences in the period totals quoted in our reports after original publication which result from revisions or additions to the data on our systems.

From 2015-16 onwards responsibility for the publication of end-year statistical data transferred from the Scottish Government to the SFRS. This change of responsibility does not affect the status of the figures quoted in this and other SFRS reports presented to the Committee.

TABLE OF CONTENTS	PAGE
Introduction	5
Quarterly Performance Summary	6
Quarterly Performance Highlights	7
Priority 1 - Improving Fire Safety in The Home	8
HI 1 – Accidental Dwelling Fires (ADF)	8
HI 2 – ADF Fatal Casualties	8
HI 3 – ADF Non-Fatal Casualties	8
Priority 2 - Improving Fire Safety and Resilience in the Business Community	10
HI 4 - Non-Domestic Building Fires	10
HI 5 – Fatal Casualties in Non-Domestic Buildings	10
HI 6 – Non-Fatal Casualties in Non-Domestic Buildings	10
Priority 3 - Minimising the Impact of Unintentional Harm	12
HI 7 – Road Traffic Collision (RTC) Incidents	12
HI 8 – Fatal RTC Casualties	12
HI 9 – Non-Fatal RTC Casualties	12
Priority 4 - Reducing Unwanted Fire Alarm Signals	14
HI 10 – Unwanted Fire Alarm Signals (UFAS)	14
Priority 5 - Reducing Deliberate Fires	16
HI 11 – Deliberate Primary Fires	16
HI 12 – Deliberate Secondary Fires	16
Priority 6 - Effective Risk Management and Operational Preparedness	18
Activity Update	
APPENDIX 1: COMMUNITY SAFETY ENGAGEMENT PROGRAMMES	19
APPENDIX 2: NOTABLE INCIDENTS / EVENTS	21

This page is intentionally blank

INTRODUCTION

This is the quarter two monitoring report covering the SFRS's performance and activities in support of the six priorities in the Local Fire and Rescue Plan for Perth & Kinross 2020, namely:

- Priority 1 - Improving fire safety in the home
- Priority 2 - Improving fire safety and resilience in the business community
- Priority 3 - Minimising the impact of unintentional harm
- Priority 4 - Reducing unwanted fire alarm signals
- Priority 5 - Reducing deliberate fires
- Priority 6 - Effective risk management and operational preparedness













As well as supporting the six priorities in the Local Fire and Rescue Plan for Perth & Kinross, this monitoring report shows how SFRS activities and performance contribute to the wider priorities of the Perth & Kinross Council Community Planning Partnership (CPP), as set out in the Perth & Kinross Community Plan (LOIP).

The figures in this report are provisional, to provide the Committee with the SFRS's direction of travel in the Perth & Kinross area, in terms of performance against headline indicators and targets. Most figures will not change; however, members should note that there may be some small variations for some indicators when the final confirmed figures are published by the SFRS.




The Perth & Kinross Council Housing and Communities Committee agreed the new Local Fire and Rescue Plan for Perth & Kinross on 2 December 2020 covering the three-year period. In support of delivering the priorities in this plan, 12 headline indicators and targets have been set, and form the basis of this quarterly monitoring report.

PERFORMANCE SUMMARY

The table below provides a summary of quarter two activity and year to date (YTD) performance against headline indicators and annual targets. It aims to provide, at a glance, our direction of travel during the current reporting year.

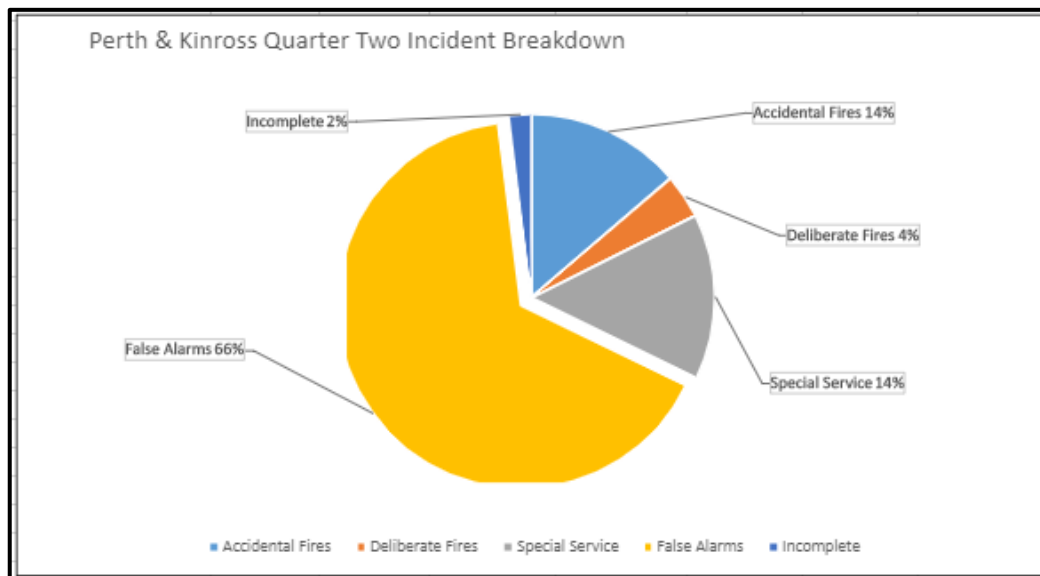
<p>HI 1 Accident Dwelling Fires (ADF)</p>  <p>Q2 – 21 YTD – 51 Annual Target – 104 Incidents</p>	<p>HI 2 ADF Fatal Casualties</p>  <p>Q2 – 0 YTD – 0 Annual Target – 0</p>	<p>HI 3 ADF Non-Fatal Casualties</p>  <p>Q2 – 0 YTD – 3 Annual Target – 18</p>
<p>HI 4 Non-domestic Building fires</p>  <p>Q2 – 13 YTD – 21 Annual Target – 53 Incidents</p>	<p>HI 5 Fatal Casualties in Non-Domestic Building Fires</p>  <p>Q2 – 0 YTD – 0 Annual Target – 0</p>	<p>HI 6 Non-Fatal Casualties in Non-Domestic Building Fires</p>  <p>Q2 – 0 YTD – 0 Annual Target – 6</p>
<p>HI 7 Road Traffic Collision (RTC) Incidents</p>  <p>Q2 – 16 YTD – 27 Annual Target – 83 Incidents</p>	<p>HI 8 Fatal RTC Casualties</p>  <p>Q2 – 2 YTD – 2 Annual Target – 4</p>	<p>HI 9 Non-Fatal RTC Casualties</p>  <p>Q2 – 10 YTD – 16 Annual Target – 70</p>
<p>HI 10 Unwanted Fire Alarm Signals</p>  <p>Q2 – 211 YTD – 343 Annual Target – 528 Incidents</p>	<p>HI 11 Deliberate Primary Fires</p>  <p>Q2 – 8 YTD – 16 Annual Target – 29 Incidents</p>	<p>HI 12 Deliberate Secondary Fires</p>  <p>Q2 – 15 YTD – 60 Annual Target – 80 Incidents</p>

Year-to-Date Legend

	Below headline target
	Less than 10% above headline target
	More than 10% above headline target

PERFORMANCE HIGHLIGHTS

During Quarter two (July - September) the SFRS attended a total of 603 incidents across Perth & Kinross.



Of the 12 headline indicators and targets, the following performance should be noted for Quarter two 2021/22:

- The number of **Accidental Dwelling Fires (ADF's)** (21) has decreased in comparison to quarter one 21/22 (30) and the three-year average (29). We are showing **amber** for our year-to-date figures against our annual target. This will be monitored closely going forward.
- There were no **ADF Fatal Casualties** during this reporting period where we are showing **green**. There were no **ADF Non-Fatal Casualties** during this reporting period where we are showing **green**.
- The number of **Non-Domestic Building fires** (13) is showing a decrease against the three-year average (15) and is currently on track for achieving our annual target where we are showing **green**. There were no fatalities or non-fatal casualties recorded in quarter two or year-to-date also showing **green**.
- The number of **Road Traffic Collisions** for quarter two (16) is reporting a decrease against the 3-year average for this quarter (19) and there is also a slight decrease on the same quarter last year (18) where we are showing **green**. There were two (2) **Fatal RTC Casualties** for quarter two where we are showing **amber** whilst **Non-Fatal RTC Casualties** are reporting 10 for this quarter which is below the three-year average (13) where we are showing **green**.
- The number of **Unwanted Fire Alarm Signals (UFAS)** caused by automatic fire alarms (AFAs) in non-domestic buildings reports an increase (211) against a three-year average of (185). Our year-to-date figures are showing **red** against the annual target.
- The number of **Deliberate Primary Fires** (8) is the same as our quarter one figures (8). We are also showing **amber** for our year-to-date figures against our annual target.
- The number of **Deliberate Secondary Fires** (15) is reporting a decrease against quarter one (45). We are showing **red** against our year-to-date figures against our annual target.

PRIORITY 1 - IMPROVING FIRE SAFETY IN THE HOME

HI 1 – Accidental Dwelling Fires (ADF)

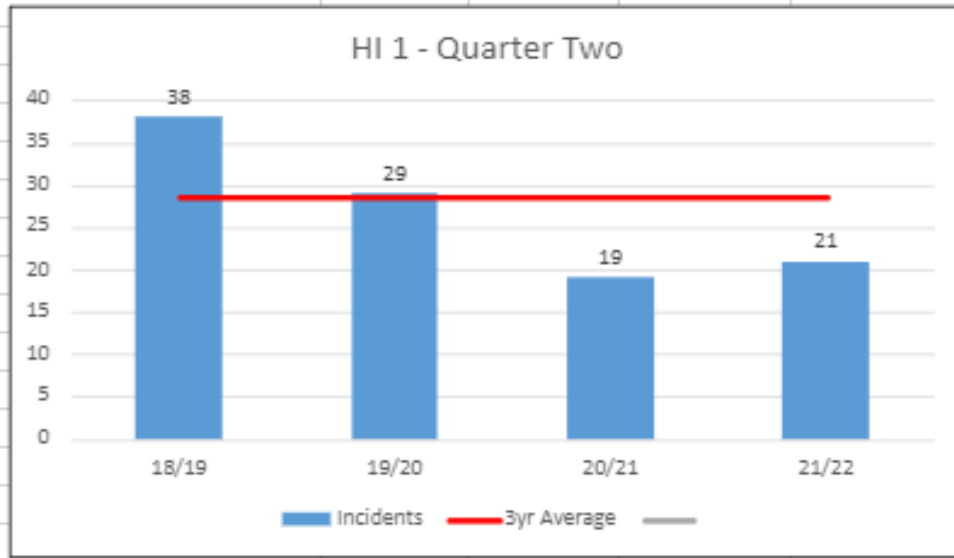


Table 1: Year to Date (April to September) Performance

	18/19	19/20	20/21	21/22	Annual Target
H1: ADF's	61	53	53	51	104

HI 2 - ADF Fatal Casualties & HI 3 - ADF Non-Fatal Casualties

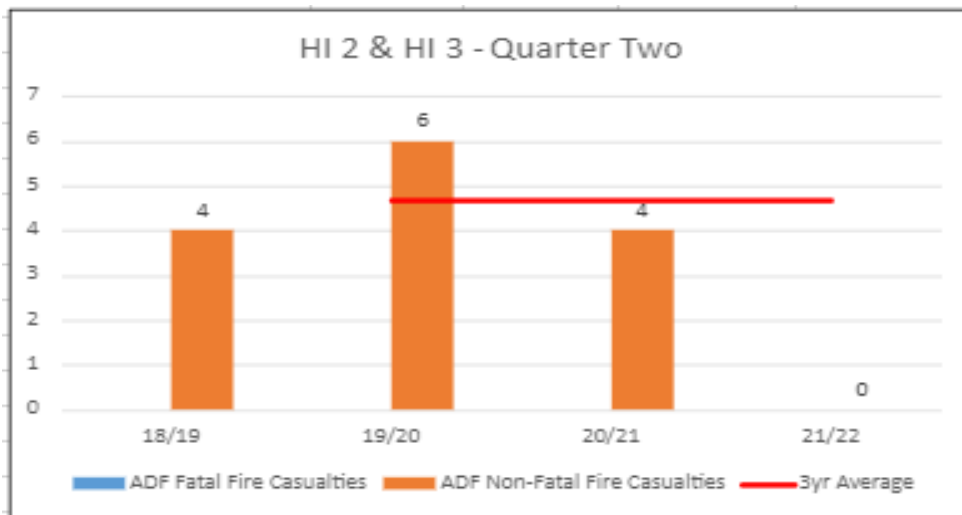


Table 2: Year to Date(April to September) Performance

	18/19	19/20	20/21	21/22	Annual Target
H2: ADF Fatal Casualties	0	0	0	0	0
H3: ADF Non-Fatal Casualties	4	6	4	3	18

Indicator Description

The largest single type of primary fire in Perth & Kinross is Accidental Dwelling Fires. The prevention of these are a key focus of the Service's community safety activity.

HI 1 – Accidental Dwelling Fires

As a headline target, the aim is to reduce the rate of ADF's, in a growing Perth & Kinross population, by keeping these fires **below 104**, each year.

HI 2 – ADF Fatal Casualties

This indicator counts those people for whom fire has been clearly identified as the cause of death, even if they die some-time after the actual fire. Those who die at, or after, the fire but where fire is **not** identified as the cause of death are not included in these figures. As a headline target, the aim is to have **Zero ADF Fatal Casualties**, in Perth & Kinross each year.

HI 3 – ADF Non-Fatal Casualties

This headline target counts all types of non-fatal fire injury in the home, including precautionary checks. As a headline target, the aim is to reduce the risk of injury from fire in the home, in an increasing Perth & Kinross population, by keeping fire injuries **below 18**, each year.

What we aim to Achieve

As well as helping to deliver Priority One: *Improving Fire Safety in the Home*, meeting the headline targets will also support a long-term Vision in the Perth & Kinross LOIP.

We also link this headline target to improving the following Perth & Kinross LOIP objectives:

- Developing educated, responsible and informed citizens
- Supporting people to lead independent, healthy and active lives
- Creating a safe and sustainable place for future generations

How Did We Perform

There were 21 ADF's reported during quarter two, which is comparable to the number of fires for the same quarter last year which was 19, and is below the 3-year average (29). The fire damage in 12 incidents was reported as low level, 7 medium and 2 sustained significant damage. Of the 21 fires 15 had previously been fitted with smoke detection, of which 13 operated and gave early warning to the occupiers. The total number of ADF's continues to decrease in the long term, currently we are reporting the equal lowest number of fires for the last five years, as a result of a number community safety initiatives delivered through partnership working. We are therefore showing **green** for achieving the HI 1 annual target.

There was no ADF Fatal Casualties and no Non-Fatal Casualties during quarter two. We are therefore showing **green** for achieving the HI 2 and HI 3 annual target.

Within Perth & Kinross we will continue to work with our partners to ensure we positively contribute to reducing the risk to our communities and staff by analysis of our operational activities and targeting those most at risk and vulnerable, particularly around unintentional harm in the home. Our targeted Home Fire Safety Visits and Post Domestic Incident Response Visits enable us to assess risks within householders provide tailored advice to householders and refer other identified safety concerns unrelated to fire, to specific community partners. This collaborative approach will ensure we continually improve and provide the most appropriate support for our communities regarding unintentional harm.

PRIORITY 2 – IMPROVING FIRE SAFETY AND RESILIENCE IN THE BUSINESS COMMUNITY

HI 4 - Non-Domestic Building Fires

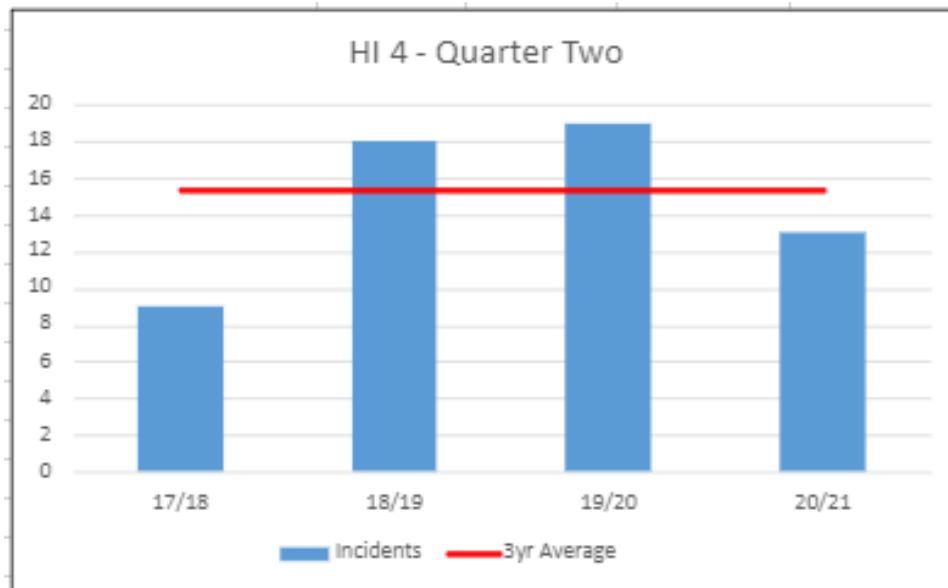


Table 3: Year to Date (July to September) Performance

	18/19	19/20	20/21	21/22	Annual Target
H4: Non-domestic Building Fires	23	30	28	25	52

HI 5 – Fatal Fire Casualties in Non-Domestic Buildings & HI 6 – Non-Fatal Fire Casualties in Non-Domestic Buildings

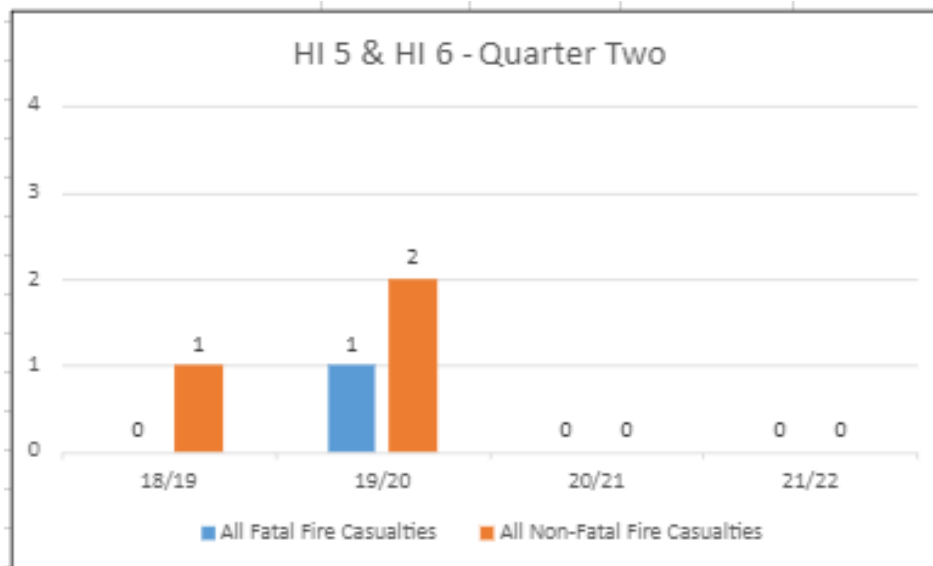


Table 4: Year to Date (July to September) Performance

	18/19	19/20	20/21	21/22	Annual Target
H5: Fatal Fire Casualties	0	1	0	0	0
H6: Non-Fatal Fire Casualties	1	2	0	0	6

Indicator Description

These headline indicators and targets cover the types of non-domestic buildings applicable to Part 3 of the Fire (Scotland) Act 2005 ('The Act') (e.g. care homes, hotels and hospitals etc.) and is designed to reflect the effectiveness of fire safety management in respect of these types of buildings.

HI 4 - Non-Domestic Building Fires Applicable to the Act

As a headline target, the aim is to reduce the rate of fires in non-domestic buildings (where The Act applies), by keeping these fires **below 53**, in Perth & Kinross each year.

HI 5 – Fatal Fire Casualties in Non-Domestic Building Fires Applicable to the Act

This indicator counts those people for whom fire has been clearly identified as the cause of death, even if they die sometime after the actual fire. Those who die at, or after, the fire but where fire is **not** identified as the cause of death are not included in these figures. As a headline target, the aim is to have **Zero Fatal Fire Casualties** in non-domestic buildings applicable to the Act, in Perth & Kinross each year.

HI 6 – Non-fatal Fire Casualties in Non-Domestic Building Fires Applicable to the Act

This headline target counts all types of non-fatal fire injury in non-domestic buildings, including precautionary checks. As a headline target, the aim is to reduce risk of injury from fire in non-domestic buildings, by keeping fire injuries **below 6**, in Perth & Kinross each year.

What we aim to Achieve

As well as helping to deliver Priority Two: *Improving Fire Safety and Resilience in the Business Community*, we also link this headline target to improving the following Perth & Kinross LOIP outcomes:

- Promoting a prosperous, inclusive and sustainable economy
- Supporting people to lead independent, healthy and active lives
- Creating a safe and sustainable place for future generations

How Did We Perform

There were 13 fires in non-domestic buildings during quarter two which reflects a decrease from the same quarter last year (19). Also, this reflects a decrease for the quarter against the three-year average (15). 10 incidents resulted in minor damage with 3 medium and damage. This therefore is showing **green** against the HI 4 annual target to date.

There were no Non-Domestic Fatal Casualties or Non-Fatal Casualties during quarter two. Year to-date we are showing **green** against the HI 6 annual target to date.

In total, 57 fire safety audits were targeted at high life risk non-domestic buildings for quarter two, which included 5 post fire audits. We are currently on track for achieving our target as part of the 21/22 annual audit programme. Fires within non-domestic premises can often have a serious impact on our local business sector and wider economy, as a fire within companies' premises often results in significant monetary loss and in the worst cases, loss of employment for staff. Our Fire Safety Enforcement Officers (FSEO's) will continue to provide the most appropriate level of support to local businesses to enable suitable and timely legislative fire safety guidance and enforcement to be undertaken. We also continue to engage with business forums to ensure the right level of information is given to the business community.

PRIORITY 3 – MINIMISING THE IMPACT OF UNINTENTIONAL HARM

HI 7 – Road Traffic Collision (RTC) Incidents

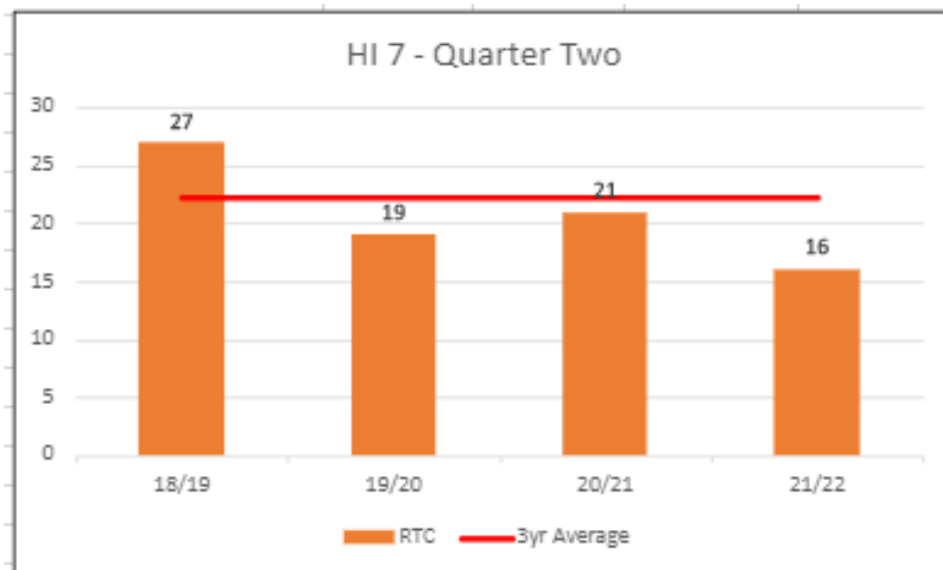
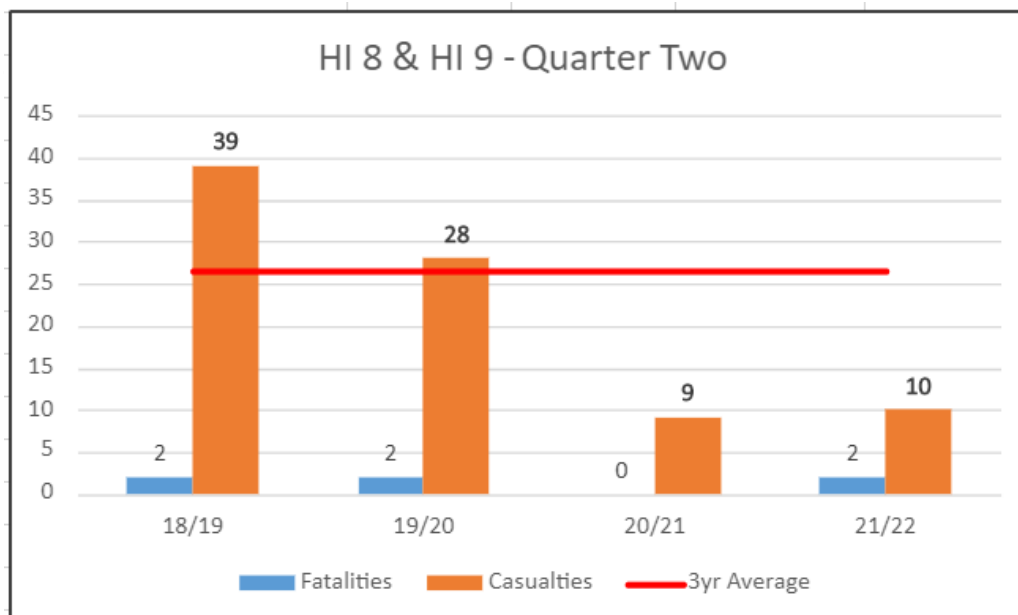


Table 5: Year to Date (April to September) Performance

	18/19	19/20	20/21	21/22	Annual Target
H7: RTC Incidents	40	39	31	27	83

HI 8 – Fatal RTC Casualties & H9 – Non-Fatal RTC Casualties



	18/19	19/20	20/21	21/22	Annual Target
H8: Fatal RTC Casualties	4	1	0	2	4
H9: Non-Fatal RTC Casualties	39	28	9	16	70

Indicator Description

The SFRS has become increasingly involved in more non-fire related prevention work, in support of its role in promoting the wider safety and well-being of its communities, including minimising the impact of unintentional harm. The headline indicators and targets reflect the fact that most of non-fire related incidents attended by the SFRS in Perth & Kinross are RTC Incidents.

HI 7 - RTC Incidents

As a headline target, the aim is to reduce the rate of RTC incidents, by keeping them **below 83** each year.

HI 8 – Fatal RTC Casualties

As a headline target, the aim is to reduce the risk of death from RTC's in Perth & Kinross, by keeping them **below 4** each year.

HI 9 - Non-fatal RTC Casualties

As a headline target, the aim is to reduce the risk of injury from RTC's in Perth & Kinross, by keeping non-fire injuries **below 70** each year.

What we aim to Achieve

As well as helping to deliver Priority Three: *Minimising the Impact of Unintentional Harm*, we also link these headline targets to improving the following Perth & Kinross LOIP outcomes:

- Developing educated, responsible and informed citizens
- Supporting people to lead independent, healthy and active lives
- Creating a safe and sustainable place for future generations

How Did We Perform

We attended 16 RTC Incidents, to assist with safety of the incident scene and release/extricate occupants trapped in the vehicles because of a collision. This is reporting a decrease on the same quarter last year (18), three-year average (23). Of the 16 incidents attended 8 required more technical extrication to release casualties. We are showing **green** for achieving the HI 7 annual target.

Of the RTC Incidents we attended during quarter two and year-to-date, there were two fatalities within two separate incidents, one in Strathmore and the other in Strathtay wards. There were 10 non-fatal casualties which is a reduction on the three-year average of 13. Therefore, we are showing **amber** for the HI 8 annual target and **green** for achieving HI 9 annual target.

This type of incident accounts for around 3% of all incidents and 24% of all special service incidents attended this quarter. However, these types of incidents account for a high number of casualties every year which requires a multi-agency partnership approach to reduce these risks to people on our roads. Road Safety within Perth & Kinross has established a Road Safety Partnership to ensure we review our current position. This multi-agency group is reviewing this area of work locally with a view to establishing priorities for the partnership moving forward which will influence the content of Perth and Kinross Road Safety plan and subsequent actions. The Road Safety Plan is now in place which is supported by an annual action plan. These actions will ensure we work, as a partnership, towards integrating Road Safety initiatives that will reduce the impact of this type of incident locally.

An example of a recent road safety initiative was undertaken in Pitlochry. Further details can be seen on page 20.

PRIORITY 4 - REDUCING UNWANTED FIRE ALARM SIGNALS

HI 10 – Unwanted Fire Alarm Signals

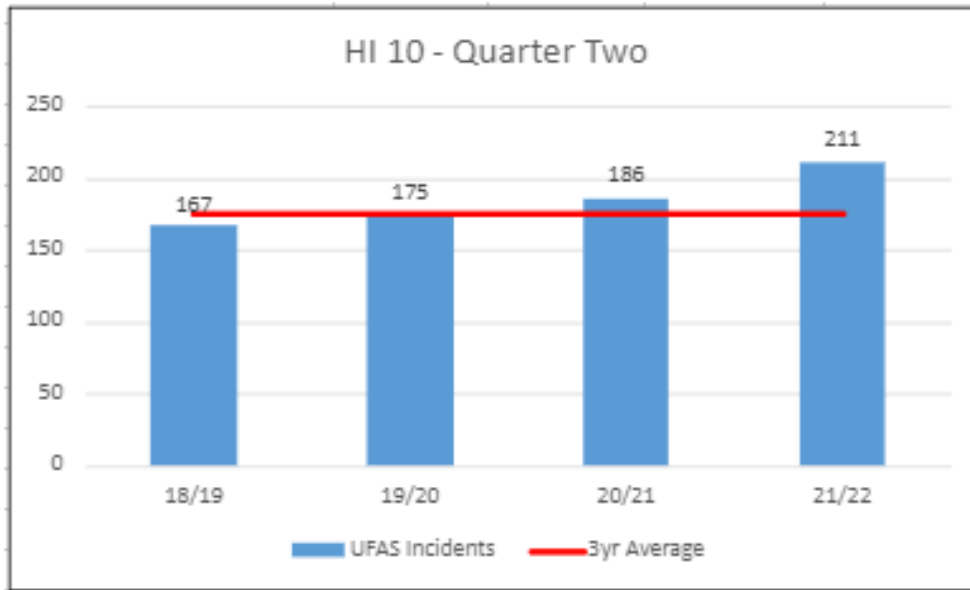
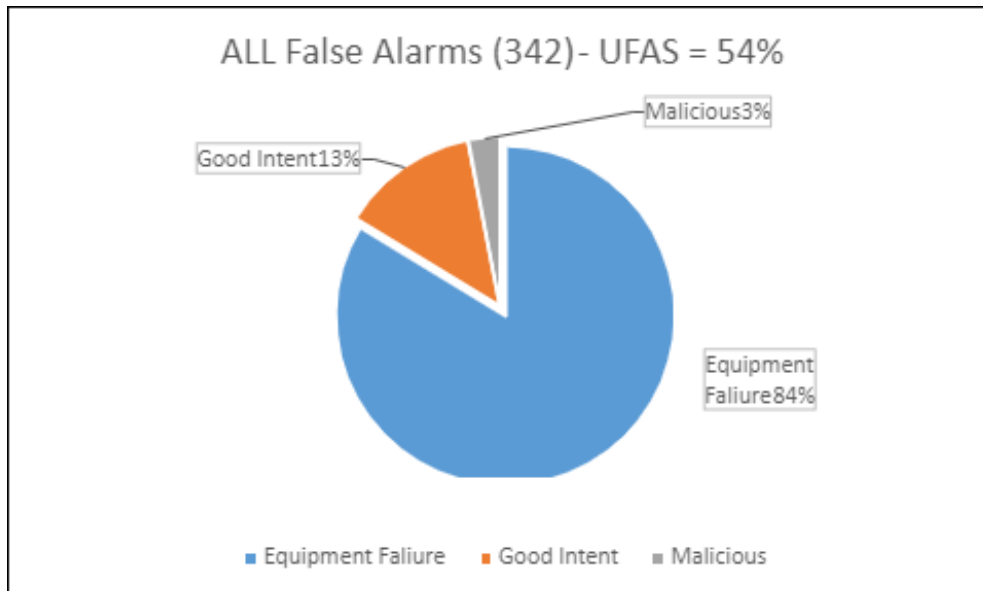


Table 7: Year to Date (April to September) Performance

	18/19	19/20	20/21	21/22	Annual Target
HI 10: UFAS Incidents	337	310	281	343	528

All False Alarms for Quarter two



Indicator Description

Automatic Fire alarms (AFA) are fundamental to providing early warning from fire, giving people the chance to evacuate safely. However, to be effective, they must be properly installed and maintained, and a good fire safety management regime must be in place by the duty holder, so they do not activate when there is no fire.

Every Unwanted Fire Alarm Signal (UFAS) from an AFA has an impact in terms of unnecessary blue light journeys, redirecting SFRS resources away from other activities such as community safety work and causing considerable disruption to businesses.

HI 10 – Unwanted Fire Alarm Signals (UFAS)

As a headline target, the aim is to improve fire safety management and awareness, by reducing the number of attendances to unwanted fire alarm signals (UFAS) from automatic systems in non-domestic buildings to **less than 528** each year.

What we aim to Achieve

As well as helping to deliver Priority Four: *Reducing Unwanted Fire Alarm Signals*, we also link this headline target to improving the following Perth & Kinross LOIP outcome:

- Promoting a prosperous, inclusive and sustainable economy

How Did We Perform

During quarter two 2020/21, SFRS were called out to 211 UFAS incidents from a total of 393 False Alarms. There is an increase in comparison to the same quarter last year when there were 179 UFAS and an increase on the 3-year average of 185. In total, UFAS accounted for 36% of our total operational demand.

All false alarms are continuing to report an upward trend which prompted the Scottish Fire and Rescue Service to undertake a full review of our processes and the reasons for actuations. This has resulted in the National UFAS Consultation of how we respond to unwanted fire alarm signals which closed on October 12th. As the consultation responses are being considered we will continue to work towards reducing this incident type within our current policies and processes.

The table below lists the 5 property types that had persistent call-outs due to UFAS during quarter two. It is the same property types that are causing UFAS in Perth & Kinross and nationally, the picture is very similar.

Property Types - UFAS	21/22 Q2	20/21 Q2	19/20 Q2
Residential Homes	26	16	20
Secondary Education	23	9	14
Primary Education	19	9	17
Sheltered Housing	12	5	6
Other residential	12	4	11

During quarter two our operational crews continued to investigate the cause of every UFAS event to ensure the appropriate level of engagement with the duty holder when in attendance at these call-outs. Every UFAS incident SFRS attends is used as an opportunity to educate the duty holder about the impact UFAS has on their businesses, the community and the Fire and Rescue Service.

We are currently showing **red** against the HI 10 annual target.

PRIORITY 5 – REDUCING DELIBERATE FIRES

HI 11 – Deliberate Primary Fires

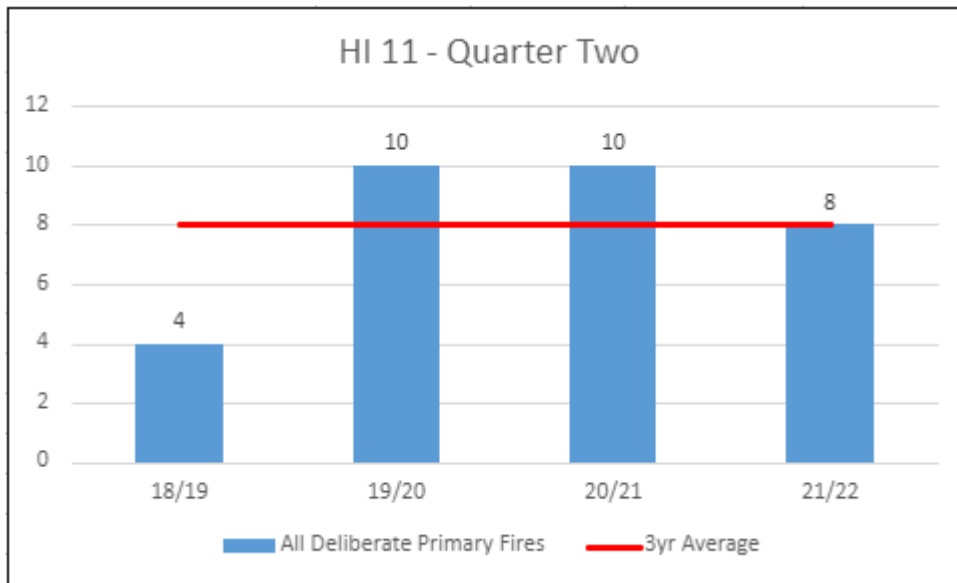


Table 8: Year to Date (April to September) Performance

	18/19	19/20	20/21	21/22	Annual Target
HI 11: Deliberate Primary Fires	11	16	19	16	29

HI 12 – Deliberate Secondary Fires

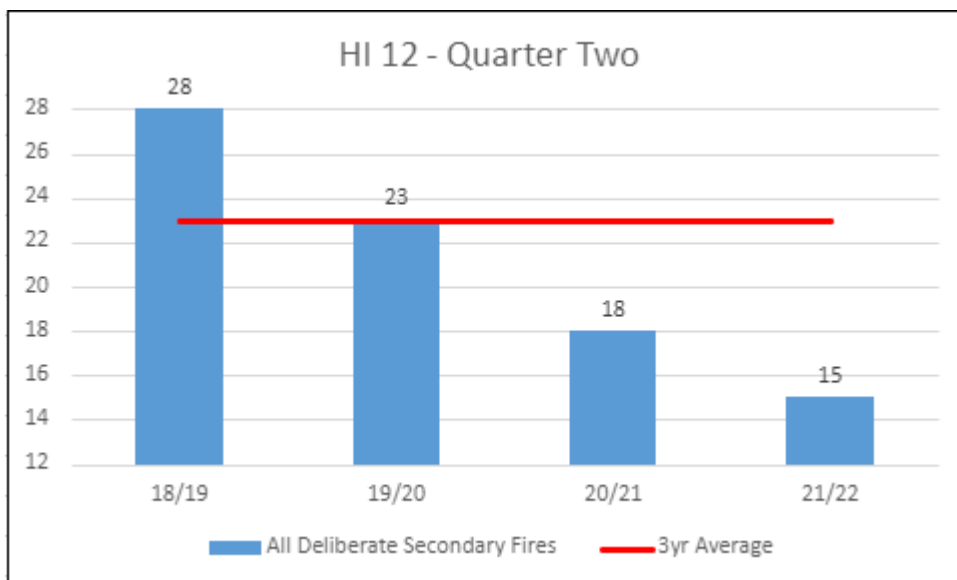


Table 9: Year to Date (July to September) Performance

	17/18	18/19	19/20	21/22	Annual Target
HI 12: Deliberate Secondary Fires	63	57	37	61	80

Indicator Description

These headline and indicators targets account for all types of fire that are believed to have been started intentionally, and are categorised as Deliberate Primary Fires and Deliberate Secondary Fires.

HI 11 – Deliberate Primary Fires

These deliberate fires cover the following types:

- Fires in the home
- Fires in non-domestic buildings
- Fires in motor vehicles

As a headline target, the aim is to reduce the rate of deliberate primary fires in Perth & Kinross by keeping these fires **below 29** each year.

HI 12 – Deliberate Secondary Fires

These deliberate fires cover the majority of outdoor fires including grassland and refuse fires and include fires in derelict buildings, but not chimney fires. As a headline target, the aim is to reduce the rate of deliberate secondary fires in Perth & Kinross by keeping these fires **below 80** each year.

What we aim to Achieve

As well as helping to deliver Priority Five: *Reducing Deliberate Fires*, we also link this headline target to improving the following Perth & Kinross LOIP outcomes:

- Developing educated, responsible and informed citizens
- Promoting a prosperous, inclusive and sustainable economy
- Supporting people to lead independent, healthy and active lives
- Creating a safe and sustainable place for future generations

How Did We Perform

There were 8 deliberate primary fires reported during quarter two, which is the lowest number reported for the last three years, and level with the three-year average (8) for this quarter. Perth and Kinross are in general reporting low numbers for this type of incident year on year. All the eight reported incidents were relatively low in severity, two required no action and the others were extinguished with a hose reel only. With these results we are showing **amber** against the HI 11 annual target.

There were 15 deliberate secondary fires reported during quarter two which represents the lowest number in the last three years for the same quarter. Due to this decrease we are below the three-year average of (23). Although the numbers are low the highest level of activity was in the Perth City Centre ward where there was six (6) incidents, mainly grassland and refuse. Due to the spike Perth and Kinross encountered during quarter one (45) we are showing **red** against the HI 12 annual target against year to date.

During the last few months we have continued to work with Police Scotland, Community Wardens and the High Schools to reduce the number of deliberate fire incidents. This proactive approach has reflected the decrease between quarter one and quarter two. Overall, it's part of a wider youth awareness education initiative. This involves working with local schools to reduce this type of unacceptable, anti-social behaviour along with national campaigns coming into the autumn season will help to reduce this risk locally.

PRIORITY 6 – EFFECTIVE RISK MANAGEMENT AND OPERATIONAL PREPAREDNESS

Description

Risk Management and operational preparedness is a key area of work for the SFRS. In Perth & Kinross, this means:

- Knowing what the risks are in Perth & Kinross and then making plans, so we are resilient to respond to any event.
- Being prepared to respond to national threats or major emergencies.
- Developing flexibility to deploy crews, to take on a broadening role within the community.
- Firefighters being quipped to deal with emergencies safely and effectively and our stations being in a constant state of readiness.
- Safe, secure, vibrant and sustainable communities
- An inclusive and sustainable economy
- An enhanced, protected and enjoyed natural and built environment
- Improved physical, mental and emotional health and well-being

What we aim to Achieve

As well as helping to deliver Priority Six: *Effective Risk Management and Operational Preparedness*, our activities also support improving the following Perth & Kinross LOIP objectives:

- Developing educated, responsible and informed citizens
- Promoting a prosperous, inclusive and sustainable economy
- Supporting people to lead independent, healthy and active lives
- Creating a safe and sustainable place for future generations

Activity

During quarter two we delivered our quarterly training commitment to operational firefighters, whereby we trained and confirmed their preparedness to deal with:

- Marine
- Health, Safety & Risk Management
- Secure Accommodation
- Fire Service Ladders
- Hazardous Materials
- Knots and Lines

Firefighters continue to visit sites within their station area so that they are familiar with the associated risks and hazards and, if required, can take effective actions in dealing with incidents at these sites. During the second quarter firefighters visited a range of sites to gather Operational Intelligence and review our response plans, these visits included Care Homes and High-Rise premises.

The service recently took ownership of “High Rise Guidance Plates” that were produced by a local printing company and will be installed on all High-Rise premises across Perth City in partnership with PKC. The guidance plates contain important information for our Commanders when initially attending incidents at High Rise Premises.

Crews also continue to conduct Home Fire Safety Visits to High-Risk residents and telephone contact made with all Medium and Low Risk residents.

On-going recruitment for RDS/VDS firefighters in the Perth & Kinross area continues to be a priority during this quarter. Point of Entry Selection Testing events have taken place at Perth Training Centre to identify and select candidates to undertake training to become whole-time, part time and volunteer firefighters. Successful RDS / VDS candidates will now attend basic induction, specific RTC and Breathing Apparatus training courses which will ensure stations are staffed appropriately to meet the needs of our communities.

Specific Incident Command, Breathing Apparatus & Compartment Fire Behaviour Training courses continue, ensuring stations are staffed appropriately to meet the needs of our communities. Our Trainee Firefighter yearly assessments are also continuing to ensure that they are developing their skills in line with their 3-year Modern Apprenticeship.

APPENDIX 1: COMMUNITY SAFETY ENGAGEMENT PROGRAMMES

This section provides details of Community Safety Engagement initiatives undertaken within Perth & Kinross during the second quarter of 2021/22, the safer Communities partnership work together to continue to provide various community safety messages, education, training and support which will continue to develop, whilst implementing risk reduction strategies to support our communities, particularly those most vulnerable. Some examples this quarter are;

Perth and Kinross Visitor Management



Camping, Water safety and wildfire, was at the forefront of our safety messaging, during the summer months. Using our social media platforms, we promoted our own and our partners messages, to ensure maximum impact

Deliberate Fire Reduction



As Perth & Kinross experienced a spike in deliberate Secondary Fires so the many areas throughout Scotland during quarter one. This was part of a national response to create awareness of the dangers of deliberate fire setting which is linked to anti-social behaviour.

Water Safety



We supported our colleagues and partners by promoting safety messages on Social Media. This included National Drowning Prevention day, Drink and Drown and the messages during the prolonged hot spell. Ongoing work continues from partners; Perth Harbour, PKC Safer Communities and PKC Greenspace and ourselves to create a Local P&K Water Code of Conduct. This was initially aimed at Jet Ski anti-social behaviour but escalated into an all water users code of conduct. It is in draft form at present awaiting release.

New Detection Standards



As we draw closer to Feb 2022 and where the new smoke and heat detection legislation becomes live, we are continually supporting the Scottish Government’s campaign by support their advertisement. We are currently fitting interlinked detection systems to HIGH Risk owner occupied household residents.

Project Edward



Project Edward - Every Day Without A Road Death we attended and promoted this in Highland Perthshire. A collaboration between SFRS, Police Scotland, PKC and the Highland Road Safety Group delivered driver awareness to those who haven’t driven or reduced their journeys during the Covid lockdown. Included Blue light awareness, winter safety and driving in adverse conditions.

Business Safety Week




As local business find their way through COVID and return to some degree of normality. Our community safety and legislative fire safety teams have actively engaged with local business forums to highlight their core responsibilities. This is to enable and secure staff and visitor/customer safety through the legal requirements of the fire Scotland Act.

APPENDIX 2: NOTABLE INCIDENTS / EVENTS

SFRS attended 603 incidents of which a number would undoubtedly have had a serious impact on members of our communities and their families, particularly from Road Traffic Collisions, Dwelling Fires and other Special Service Calls. Some of the more notable incidents and events are noted below:

RTC Woodside by Burrleton



25/07/21, Coupar Angus crews along with the Perth Heavy Rescue Unit were mobilised to a cattle float which had collided with the old railway bridge at Woodside. The float was full on both decks. Working in collaboration with Police Scotland, Scottish Ambulance Service and local vets the incident was brought to a safe conclusion. Unfortunately, due to the impact there were nine fallen stock. The remaining stock were moved to a supporting float assisted by fire crews.

Out Buildings of Taymouth Castle



01/08/21, Fire Crews from Aberfeldy, Pitlochry and Killin were mobilised to a confirmed fire within the outbuildings of Taymouth Castle. The early morning fire within one of the units quickly spread. This was a protracted incident where water supplies were drawn from the River Tay. Fortunately there was no damage to Taymouth Castle.

Kinross High Street



05/08/21, Fire crews from Lochgelly, Auchermuchty and Perth tackled the town centre fire which had spread within a roof space of the two-storey terraced building. Crews quickly created a fire stop which stopped the spread of fire and quickly brought the incident to a safe conclusion. Crews remained in attendance for some time cutting away charred embers ensuring there was no chance of reignition.

RTC A9-Horsebox and Cargo Lorry



24/08/21, Fire crews from Perth were mobilised to an RTC involving two heavy goods vehicles. One was a horse box containing four show jumping horses and the other was a cargo truck containing beds. The Cargo truck collided with the broken down stationary horsebox and knocked it to its side. The incident occurred North Bound on top of the Carnie Braes, A9. This was an extremely challenging protracted incident for Police Scotland, Scottish Ambulance Service, local vets and ourselves. The lorry passenger was extricated from the bed lorry cab and unfortunately all four horses were put down despite the rescue efforts of all partner agencies involved.

Round Bale Fires Crieff



31/08/ -1/9/21, Fire crews from Crieff were mobilised to round straw bales on fire over a two-night period, eight the first night and two the second. This incident is being treated as deliberate fire raising where colleagues within Police Scotland are currently investigating.