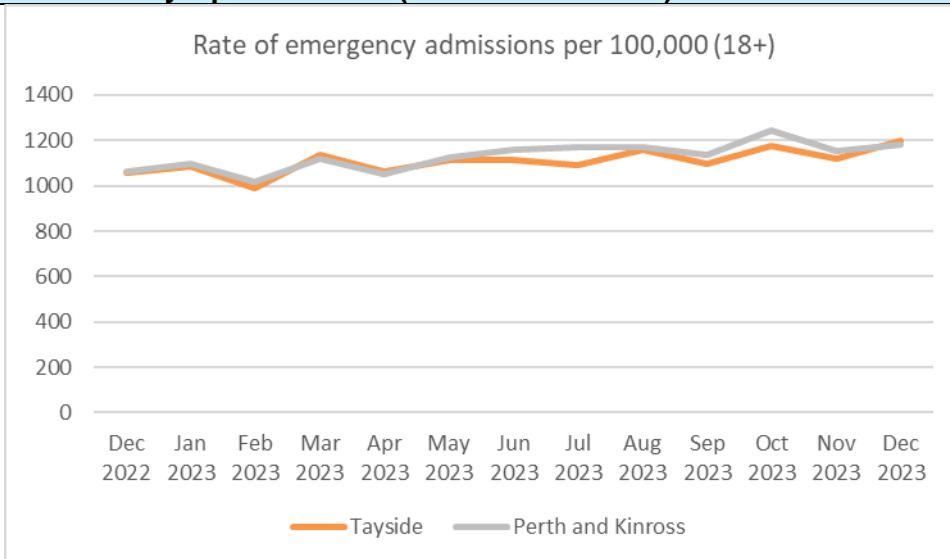


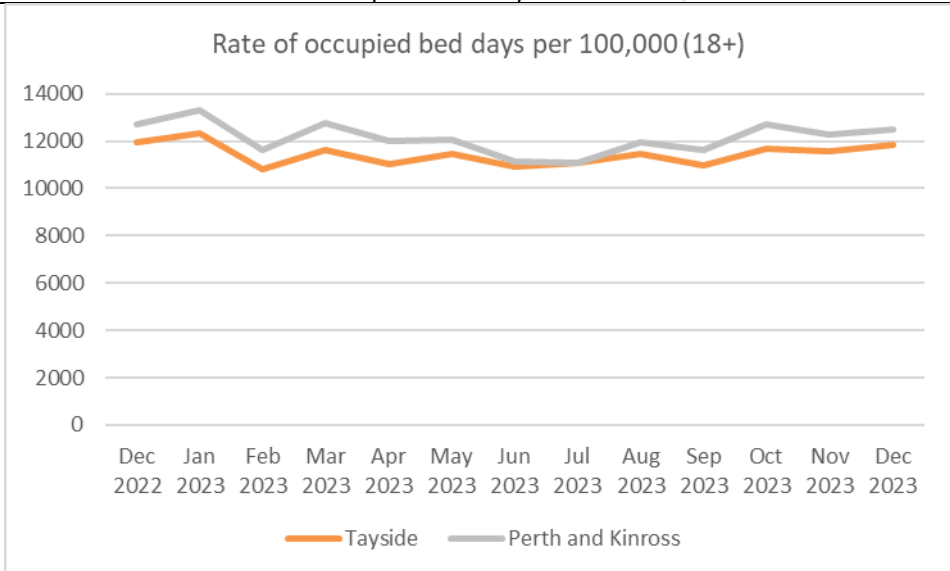
# Appendix 1

## 1.1 Performance Charts

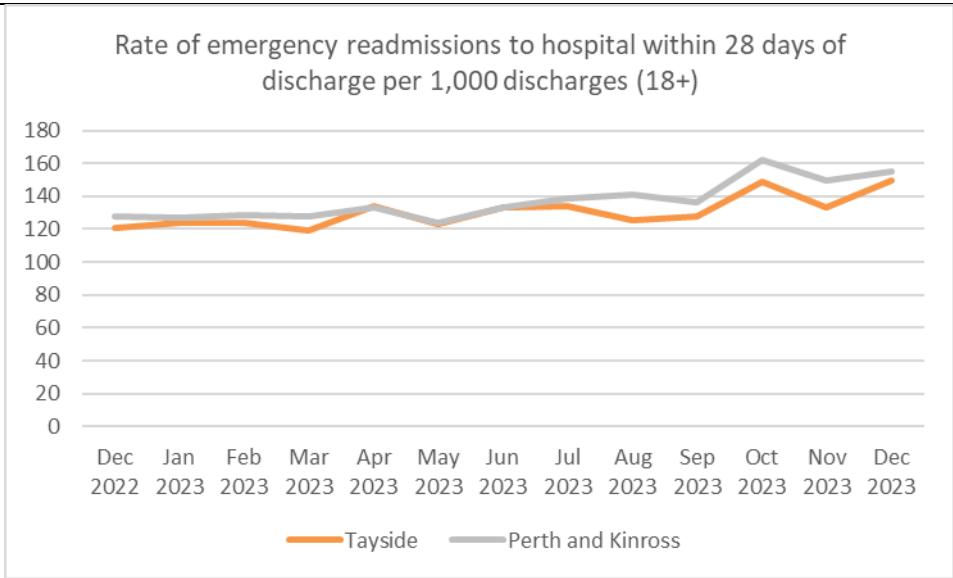
### National Indicator Monthly Update Charts (*local data sources*)



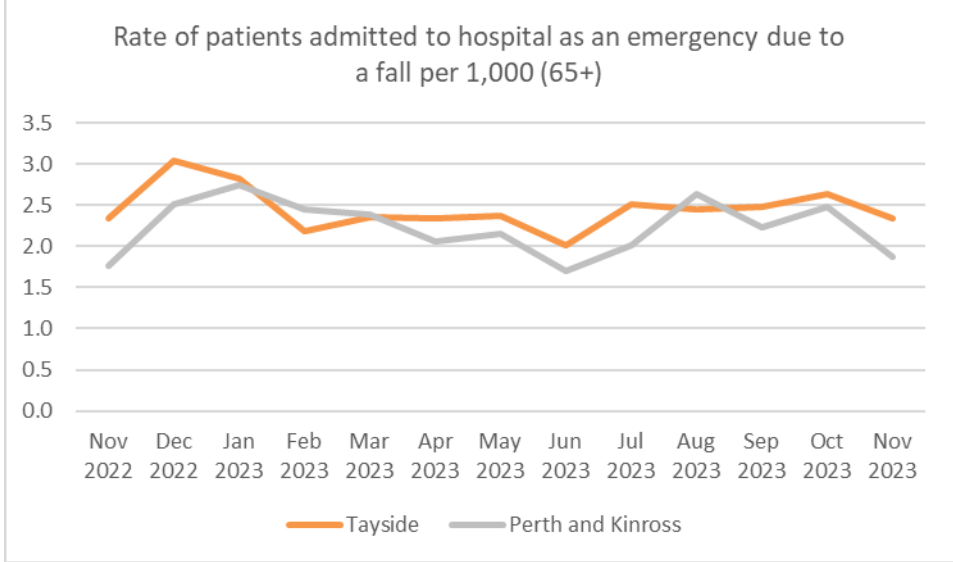
Source: Local Data NHST TAN Report. NI-12 Equivalent



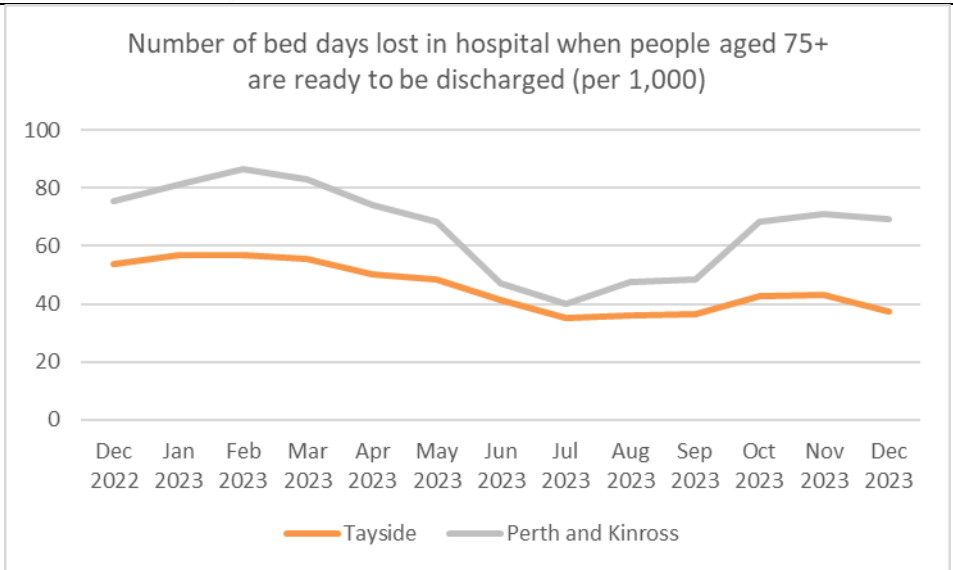
Source: Local Data NHST TAN Report. NI-13 Equivalent



Source: Local Data NHST TAN Report. NI-14 Equivalent



Source: Local Data NHST TAN Report. NI-16 Equivalent



Source: Local Data NHST TAN Report. NI-19 Equivalent

## 1.2 National Indicators Key Performance: Local Updates

The Scottish Government requires us to measure our performance using the core set of National Indicators (NIs). The table below provides a summary of performance across a rolling twelve months to date against indicators for which data is available, while the charts capture the monthly rates.

National Indicator Equivalents		2022/23			Latest			Comparison	
NATIONAL INDICATORS	Measure	Tayside	Perth & Kinross	Period	Tayside	Perth & Kinross	Period	P&K movement from 2022/23	Tayside movement from 2022/23
Rate of emergency admissions per 100,000 population for adults (18+ all specialities).	Rolling 12-month rate	12,283	12,184	Mar-23	13,337	13,018	Dec-23	6.85%	8.58%
Rate of emergency bed days per 100,000 population for adults (18+).	Rolling 12-month rate	136,610	148,309	Mar-23	136,640	145,040	Dec-23	-2.20%	0.02%
Emergency readmissions to hospital within 28 days of discharge per 1,000 discharges (18+).	Rolling 12-month rate	120.06	125.26	Mar-23	131.34	138.20	Dec-23	10.33%	9.40%
Rate of patients admitted to hospital as an emergency due to a fall per 1,000 (65+).	Rolling 12-month rate	29	27	Mar-23	30	27	Nov -23	0.00%	3.45%
Number of days people aged 75+ spend in hospital when they are ready to be discharged per 1,000 population.	Rolling 12-month rate	689	967	Mar-23	540	784	Dec-23	-18.92%	-21.63%

Within 3%, or are meeting or exceeding our comparator period	Between 3% and 6% away from meeting our comparator period	More than 6% away from meeting our comparator period
--	---	--

Source: Local Data. The data used for this update is unpublished data for management information purposes only. It is subject to change and validation as more information becomes available over time

NOTE: No local or national data is currently available for the following core suite indicators. As this becomes available it will be included in future reports: NI-11 "Premature mortality rate per 100,000 persons", NI-15 "Proportion of last 6 months of life spent at home or in a community setting", NI-17 "Proportion of Care Services rated good or better in Care Inspectorate inspections", NI-18 "Percentage of 18+ with intensive social care needs receiving Care at Home" and NI-20 "Percentage of health and care resource spent on hospital stays where the patient was admitted as an emergency". All rates are calculated using population data sourced via NRS.

### 1.3 National Indicators - Public Health Scotland Data

NATIONAL INDICATORS	Measure	Scotland	Peer	Perth & Kinross	Period	P&K movement from 2022/23	Scotland movement from 2022/23	Peer movement from 2022/23
Rate of emergency admissions per 100,000 population for adults (18+ all specialities)	Rolling 12-month rate	11,187	9,643	12,884	Sep-23	2.86%	0.05%	0.65%
Rate of emergency bed days per 100,000 population for adults (18+)	Rolling 12-month rate	114,218	97,220	116,345	Aug-23	-4.08%	-3.89%	-4.28%
Emergency readmissions to hospital within 28 days of discharge per 1,000 discharges (18+)	Rolling 12-month rate	93	98	124	Sep-23	-2.43%	-3.18%	-2.25%
Proportion of last 6 months of life spent at home or in a community setting	Rolling 12-month rate	89.34%	89.75%	88.74%	Sep-23	-0.25%	0.25%	0.24%
Rate of patients admitted to hospital as an emergency due to a fall per 1,000 (65+).	Rolling 12-month rate	22	19	27	Sep-23	-3.92%	-3.88%	-4.02%
Number of days people aged 75+ spend in hospital when they are ready to be discharged per 1,000 population.	Rolling 12-month rate	913	954	822	Sep-23	-14.70%	-2.43%	6.50%

Within 3%, or are meeting or exceeding our comparator period	Between 3% and 6% away from meeting our comparator period	More than 6% away from meeting our comparator period
--	---	--