

PERTH AND KINROSS COUNCIL

Community Safety Committee – 30th March 2016

**PERTH AND KINROSS LOCAL POLICING AREA
PERFORMANCE RESULTS
1st April to 31st December 2015**

**Report by Chief Superintendent Eddie Smith
Police Scotland 'D' Division (Tayside)**

1. RECOMMENDATION

- 1.1 It is recommended that members note and scrutinise this operational report.

2. BACKGROUND

- 2.1 The purpose of this report (Appendix A) is to provide information to the Committee regarding the performance of Police Scotland against performance indicators that will facilitate local scrutiny.
- 2.2 Appendix A will provide context to the information provided in relation to performance and give information on some of the work which has taken place within Perth and Kinross Local Policing Area.
- 2.3 The data provided in this report is for information purposes to allow Board Members to conduct their scrutiny responsibilities.

3. PERFORMANCE

- 3.3 Performance Indicators detailed in Appendix A are subdivided into the following priorities within this report which are the Local Policing Priorities as identified in the 3 year Local Policing Plan.

Serious and Organised Crime
Public Protection and Safety
Road Safety
Major Events and Planning
Theft, Housebreaking and Scams

- 3.4 Appendix A will also provide updates on:

Antisocial Behaviour
Community Engagement

4. FINANCIAL IMPLICATIONS

4.1. There are no financial implications as a result of this report.

5. STAFFING IMPLICATIONS

5.1 There are no staffing issues as a result of this report.

6. ENVIRONMENTAL ISSUES

6.1 This report does not have any impact on the environment.

7. SUMMARY

7.1 The attached report updates members regarding significant operational matters and gives context to the performance of the local policing area.

8. COMPLIANCE

Is the proposal;

- | | |
|--------------------------------------|-----|
| (a) Human Rights Act 1998 compliant? | YES |
| (b) Equality & Diversity compliant? | YES |



PERTH & KINROSS COUNCIL
Community Safety Committee

Report by Chief Superintendent Eddie Smith
(Quarter ending 31st December 2015)



Contents

Background to this Report	page 3
Local Policing Priority Updates:	
Serious and Organised Crime	page 4
Public Protection and Safety	pages 5 - 7
Road Safety	pages 7 & 8
Antisocial Behaviour	pages 9 & 10
Major Events and Planning	page 10
Theft, Housebreaking and Scams	pages 11 & 12
Community Engagement	pages 12 & 13
Multi Member Ward Breakdown	page 14

BACKGROUND TO THIS REPORT

As from April 2013, the Police and Fire Reform (Scotland) Act 2012 has required Police Scotland to produce and publish a Local Policing Plan (LPP) for each local authority area. The LPP clearly sets out the policing priorities for Perth and Kinross.

Performance in relation to the identified policing priorities is monitored and reviewed internally on a weekly basis. Quarterly reports are produced to allow scrutiny by Perth and Kinross Council Community Safety Committee. This report covers the period from 1st April 2015 to 31st December 2015.

Data provided in this report is for information purposes to allow Board Members to conduct their scrutiny responsibilities.

This report will make reference to crime groupings. Groups 1-4 refer to an amalgamation of four crime groups. They are Group 1, consisting of violent crime; Group 2 covering sexual offences; Group 3 covers a wide range of crimes of dishonesty; and Group 4 includes vandalism, fire-raising and malicious mischief.

Serious and Organised Crime

Tackling Serious and Organised Crime Groups (SOCGs) in Perth and Kinross remains a key priority.

As detailed above the figures in this report relate to the period of the 1st of April until the 31st of December, the context of which has been covered in the previous reports.

As can be seen below there has been a 14.5% increase in detections for drugs supply, productions and cultivation.

A large amount of this increase can be attributed to the joint work that has been completed by Police Scotland and HMP Perth.

In addition to the proactive approach taken at HMP Perth and the introduction of a Police Prison Liaison Officer, the Community Investigation Unit have executed several warrants during the previous quarter which were documented in the previous report and has also contributed to this increase.

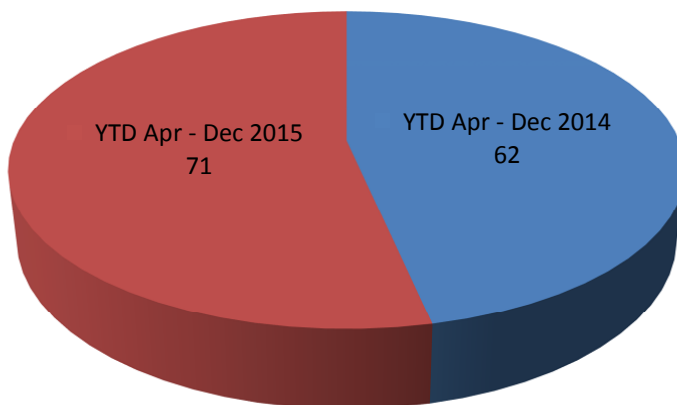
This will continue, with a focus remaining on disrupting and targeting organised groups within Perth and Kinross.

Serious and Organised Crime

		5 year average	Apr-Dec 2014	Apr-Dec 2015	% Change from last year
22	Number of detections for drugs supply, production, cultivation.	76.4	62	71	14.5%

Number of Detections for Drugs Supply, Production and Cultivation

■ YTD Apr - Dec 2014 ■ YTD Apr - Dec 2015



Public Protection and Safety

Keeping People Safe is a key priority for the Police Service of Scotland.

Perth and Kinross Local Policing Area has seen a rise in crimes of violence (group 1 crimes), in comparison to this time last year. Which can be broken down as follows:

- An increase of Group 1 crimes by 36, compared to this time last year equating to an increase of 54.5%
- Serious assaults year to date, currently sit at 68 which is an increase in 41 compared to this time last year.

This increase has been detailed throughout the previous quarters and is predominately attributable to the change in the definition of Serious Assault, meaning previously minor cuts and that which required paper stitches and gluing are now classified as serious.

Positively the detection rate for serious assaults currently sits at 95.6% which is an increase of 3%, and is a testament to the focus and drive to ensure all investigative opportunities are seized at the time resulting in a quick detection of offenders.

There has been a reduction in Robberies year to date with Perth and Kinross recording 12 compared to 19 this time last year.

This is due to the proactive, high visibility patrols, previously documented and the deployment of officers from the Divisional Violence Reduction Unit (DVRU), the Operational Support Unit (OSU) and the utilisation of officers on Campaign Against Violence (CAV) who have all been deployed into hot spot areas to assist in the prevention of such violent crimes.

Petty Assaults have also reduced compared to this period last year and currently sit at 14 fewer. As detailed above the deployment of these additional units and the focus from local officers in hot spot areas and individuals have contributed to this.

There has been a decrease in the detection of hate crime compared to this time last year, however this is by 4.6% and work continues within the Local Policing Area to ensure focus on these crime types to ensure early detection and prevention wherever possible.

Public Protection and Safety

		5 year average	Apr-Dec 2014	Apr-Dec 2015	% change from last year
1	Total Number Group 1: Crimes of Violence	101	66	102	54.5%
2	Murder	1.2	0	1	-
3	Attempted Murder	10.8	4	1	-75.0%
4	Culpable Homicide (common law)	-	0	0	-

NOT PROTECTIVELY MARKED

5	Culpable Homicide (other)	-	0	0	-
6	Serious Assault detection rate	91.5%	92.6%	95.6%	3.0%
7	Serious Assault	37.8	27	68	151.9%
8	Robbery detection rate	92.2%	100.0%	91.7%	-8.3%
9	Robbery	23	19	12	-36.8%
10	Petty (Common) Assault detection rate	82.7%	87.3%	83.6%	-3.7%
11	Petty (common) Assault	935.2	886	872	-1.6%

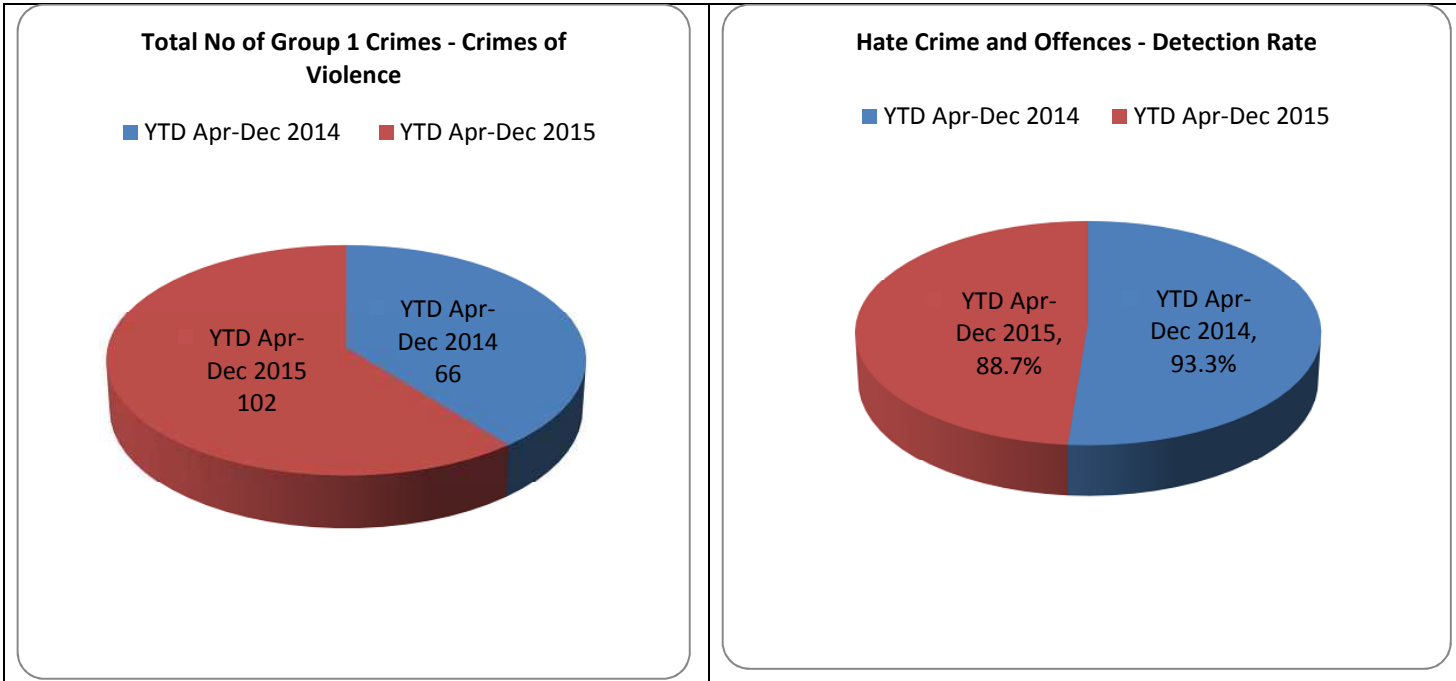
		June-November 2015	June-November 2015 (Positive)	
20	Number of Stop and Searches conducted (total)	1096	340	
21	Number of Statutory Stop and Searches conducted	925	325	
22	Number of Consensual Stop and Searches conducted	171	15	
23	Number of Consensual Stop and Searches refused	0	-	
24	Number of seizures made	106	-	

An enhanced version of the National Stop and Search Database commenced on 1 June 2015. The enhanced database brought significant changes in the process of data capture and the methodology for recording data items.

No previous year to date figures are provided as it has been recognised this data is not 100% accurate, therefore comparisons will provide misleading results or invalid conclusions. Management information and data in respect of stop and search can be found on the Police Scotland website via <http://www.scotland.police/about-us/police-scotland/stop-and-search-data-publication>

13	Number of Domestic Abuse incidents reported to the Police	-	1163	944	-18.8%
14	Total crimes and offences in Domestic Abuse incidents	-	757	667	-11.9%
15	Percentage of Domestic incidents that result in a crime being recorded	-	55.0%	52.5%	-2.5%
16	Total crimes and offences in Domestic Abuse incidents detection rate	-	87.1%	86.5%	-0.6%
17	Total detections for Domestic Bail offences	-	82	46	-43.9%
18	95% of initial Domestic Abuse Bail Checks are conducted within 24hrs	-	-	100.0%	-
19	Hate crime and offences detection rate	-	93.3%	88.7%	-4.6%
33	Number of Group 2: Crimes of Indecency	122.6	183	196	7.1%
34	Group 2 crimes detection rate	73.4%	81.4%	80.1%	-1.3%
35	Rape detection rate	72.2%	68.0%	90.0%	22.0%

NOT PROTECTIVELY MARKED



Road Safety

The strategic priority for road safety is keeping people safe on the roads of Perth and Kinross.

The statistics below show a very encouraging picture for the year to date.

There has been a reduction in people killed on roads within Perth and Kinross from 12 to 6 (inclusive of children).

People Seriously Injured has decreased by 25 with people slightly injured also reducing by 69.

There has also been an increase in detections for all the offences detailed below.

As mentioned in previous reports a lot of this positive work is attributed to the Road Policing department, with support from local officers.

Operation Zenith which is an annual operation and ran from April to September last year focused on educating motorcyclists and drivers around driver behaviour as well as identifying and reporting offences.

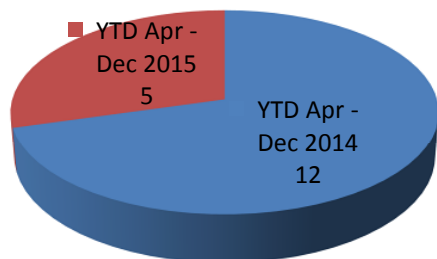
In addition to this and referred to throughout the previous quarters, the multi agency approach to ensuring the A93 to Glenshee ski centre remains open when safe to do so has continued successfully, and will remain in place until the ski season comes to an end.

Road Traffic Statistics

		5 year Average	Apr-Dec 2014	Apr-Dec 2015	% Change from last year
N/A	People Killed	-	12	5	-58.3%
N/A	People Seriously Injured	-	52	27	-48.1%
N/A	People Slightly Injured	-	169	100	-40.8%
N/A	Children (aged <16) Killed	-	0	1	-
N/A	Children (aged <16) Seriously Injured	-	4	4	0.0%
36	Dangerous driving	41	39	80	105.1%
37	Speeding	1412	1102	1434	30.1%
38	Disqualified driving	17.8	14	38	171.4%
39	Driving Licence	121.8	107	186	73.8%
40	Insurance	264.6	211	452	114.2%
41	Seat Belts	125.2	72	76	5.6%
42	Mobile Phone	227	178	287	61.2%

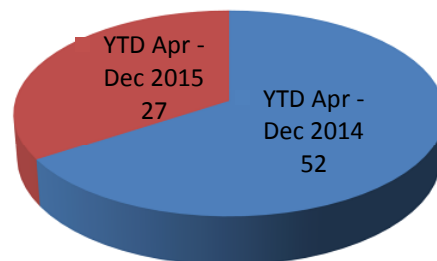
People Killed

■ YTD Apr - Dec 2014 ■ YTD Apr - Dec 2015



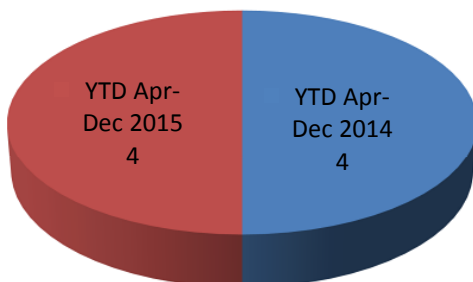
People Seriously Injured

■ YTD Apr - Dec 2014 ■ YTD Apr - Dec 2015



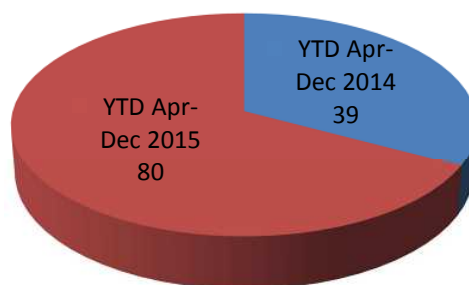
Children (aged 16) Seriously Injured

■ YTD Apr-Dec 2014 ■ YTD Apr-Dec 2015



Dangerous Driving

■ YTD Apr-Dec 2014 ■ YTD Apr-Dec 2015



Antisocial Behaviour

Police Scotland recognises that individuals have the right to live in peace and safety free from all aspects of anti social and criminal behaviour and without fear of harassment and intimidation.

Police Scotland is committed to effectively tackling and preventing anti social behaviour in order to safeguard the future and well being of our communities.

We will continue to work with our partners to respond to local needs, concerns and priorities across Perth and Kinross.

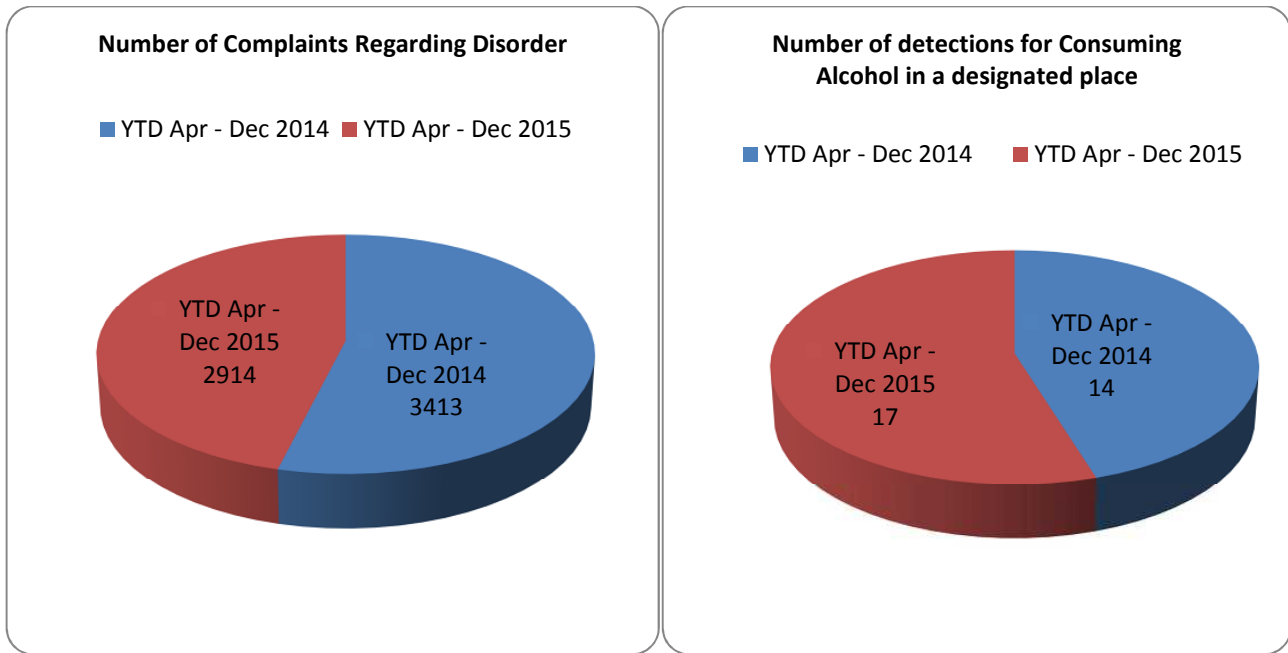
As you can see from the statistics below the number of complaints of anti social behaviour to Police Scotland has continued to fall, and has done so by 499 compared to this time last year which equates to a reduction of 14.6%.

There has been an increase in the amount of vandalism recorded as well as a drop in the detection rate for these crimes, these can be attributed to the series of incidents we had in Blairgowrie, Letham and Craigie where vehicles were being targeted and scratched with very limited detection opportunities.

We continue the strong partnership working we have with the Safer Communities team ensuring we are deploying the appropriate resources to the right locations.

Antisocial Behaviour

		5 year average	Apr-Dec 2014	Apr-Dec 2015	% Change from last year
12	Number of complaints regarding disorder	-	3413	2914	-14.6%
30	Vandalism & Malicious Mischief detection rate	34.3%	36.0%	25.7%	-10.3%
31	Vandalism & Malicious Mischief	692.6	573	771	34.6%
32	Number of detections for Consuming Alcohol in a designated place (where appropriate byelaws exist)	-	14	17	21.4%



Major Events and Planning

As detailed in the last report there were some significant events that resulted in a vast amount of resources being deployed to assist in the search for missing people.

This quarter has seen Perth and Kinross be subjected to some significant weather, causing major disruption to roads, schools and communities.

Police Scotland have worked closely with all partner agencies during the extreme weather conditions, which saw Marshall Place, Perth flooded resulting in homes being evacuated as well as major roads, namely the A923 at Couper Angus, the A93 north of Guildton and many more, closed for various lengths of time.

As we look forward the propriety work is at an early stage for T in the Park, should the relevant licences be granted. Locally we will take the learning from our experience of last year as we develop our community engagement and our deployment of officers within the local community.

Theft, Housebreaking and Scams

As detailed in the report for the last quarter, Perth and Kinross have suffered with rural thefts, whereby organised criminals have been targeting farming equipment, trailers and quad bikes. As a result of these types of offences there has been a reduction in the detection rate for this crime type. However, positively compared to this time last year there has been a reduction of Theft by housebreakings by 11.6%.

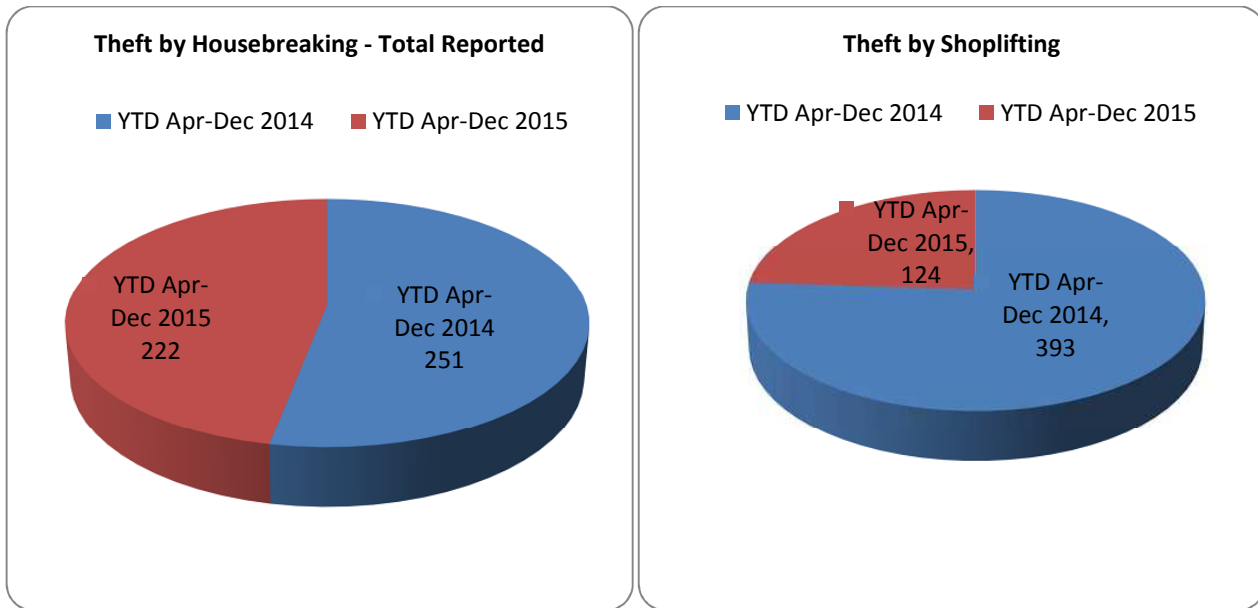
We have continued to circulate media releases as well as providing crime prevention advice to communities.

All Theft by housebreakings are reviewed daily within Perth and Kinross and the appropriate resources and enquiry teams are allocated to them, which include support from the Community Investigation Unit as well as the Criminal Investigation Department.

The next quarter will detail even more examples of the positive work that has taken place which will hopefully be reflected within the statistics.

Housebreaking and Theft by Shoplifting

		5 year average	Apr-Dec 2014	Apr-Dec 2015	% Change from last year
26	Theft by housebreaking (including attempts) detection rate	36.4%	35.9%	30.6%	-5.3%
27	Theft by housebreaking (including attempts)	275.2	251	222	-11.6%
28	Theft by shoplifting detection rate	85.7%	80.7%	80.5%	-0.2%
29	Theft by shoplifting	398.2	393	406	3.3%



Community Engagement

The Police Scotland Youth Volunteers (PSYV) in Perth is scheduled to launch in March 2016. Dundee PSYV has been in existence for 2 years and Arbroath launched in January 2016. The programme is primarily a youth inclusion and engagement programme designed to deepen engagement between young people and the Police. It aims to encourage young people to develop new skills, self esteem and self confidence by volunteering in the communities of Scotland. It is not about recruiting future police officers - it is about supporting the development of young people and making a difference to communities.

The aims of PSYV include

- Encouraging the spirit of adventure and good citizenship
Inspiring young people to participate positively in their communities
Promoting a practical understanding of policing amongst young people
Supporting local policing priorities through volunteering and giving young people a chance to be heard.

Activities can include bike marking; police surveys; crime prevention stands; peer education events; leaflet drops and supporting police at local/major events where appropriate. The youths will undergo a 12 week training programme and should be available for deployment by June 2016. Their voluntary work in the community will be linked to our Divisional objectives with a great opportunity to be innovative in their use.

We now have in post a local Perth and Kinross PSYV Co-ordinator who has already been in touch with 4 Secondary schools in Perth who are keen to assist with the initiative and recruitment of the 24 youth volunteers. The co-ordinator is also recruiting adult volunteers with 8 so far being identified from a mix of Police, Special Constables and non-police.

Further information is available via Twitter @PoIScotPSYV, Facebook PSYVPoliceScotland

and the Police Scotland web site. Any enquiries about this new Perth and Kinross initiative can be made to the Perth and Kinross Co-ordinator Constable Scott Robertson scott.robertson5@scotland.pnn.police.uk who is based from Perth Police Station.

Local Community Policing Teams are supporting the forthcoming Better Places to Live Events taking place in South Perthshire in Kinross on 5th March (Loch Leven Community Campus) and Crieff on 19th March (Strathearn Community Campus). Local police representation will be in attendance to give crime prevention and security advice; sign up residents to Community Watch and provide recruitment information for Special Police Constables, regular Police Officers and Youth Volunteers. This provides an excellent community engagement opportunity for local residents to discuss any local policing issues. The National Farmers Union will also be joining the Police Scotland stand at the Crieff event on 19th March to provide a joint approach to giving rural crime prevention advice.

In Perth there has been on-going engagement and enforcement with partners at St Catherine's Square. Various partners have come together for a joint approach to tackle the issues surrounding violence, antisocial behaviour and drug misuse. Enforcement has consisted of Police completing house searches and increased visits as well as joint safety and reassurance visits being conducted by Police, Scottish Fire and rescue Service, Housing and the Community Wardens. The purpose of this activity is to engage with local residents and to improve living conditions, ensuring support is in place and any vulnerability identified. .

Police Scotland's Online and other Safety messages are continually delivered throughout Perth and Kinross. However during this quarter Police Officers have attended various branches of the Royal Bank of Scotland and St Johns Centre in Perth where they have set up stalls to share these messages as well as offer support and advice. This has been very successful and will continue in the coming months, with focus on all parts of the Local Policing Area.

NOT PROTECTIVELY MARKED

	Almond and Earn			Blairgowrie and Glens			Carse of Gowrie			Highland		
	Rec	Det	%	Rec	Det	%	Rec	Det	%	Rec	Det	%
Groups 1-5	114	49	43%	241	99	41.1%	134	45	33.6%	131	54	41.2%
Groups 1-4	105	39	37.1	212	78	36.8%	104	25	24%	114	36	31.6%
All Group 1	4	3	75%	3	3	100%	-	-	-	5	5	100%
Murder/Attempt Murder	-	-	-	-	-	-	-	-	-	-	-	-
Serious Assault	-	-	-	2	2	100%	-	-	-	5	5	100%
Robbery	1	1	100%	-	-	-	-	-	-	-	-	-
Common Assault	26	23	88.5%	53	45	84.9%	24	23	95.8%	37	33	89.2%
Knives/Offensive Weapons	-	-	-	5	5	100%	-	-	-	-	-	-
Drugs Supply/Production	2	2	100%	2	1	50%	1	1	100%	2	2	100%
All Group 2	19	16	84.2%	12	12	100%	11	6	54.5%	7	3	42.9%
Housebreaking	9	1	11.1%	14	1	7.1%	15	1	6.7%	12	3	25%
Shoplifting	-	1	-	22	17	77.3%	2	2	100%	7	6	85.7%
	Kinross-shire			Perth City Centre			Perth City North			Perth City South		
	Rec	Det	%	Rec	Det	%	Rec	Det	%	Rec	Det	%
Groups 1-5	177	71	40.1%	1156	730	63.1%	632	335	53%	632	335	53%
Groups 1-4	159	53	33.3%	825	458	55.5%	468	188	40.2%	468	188	40.2%
All Group 1	5	4	80%	41	39	95.1%	18	17	94.4%	18	17	94.4%
Murder/Attempt Murder	-	-	-	1	1	100%	-	-	-	-	-	-
Serious Assault	4	4	100%	33	33	100%	7	7	100%	7	7	100%
Robbery	1	-	-	3	3	100%	6	6	100%	6	6	100%
Common Assault	43	37	86%	269	220	81.8%	149	130	87.2%	149	130	87.2%
Knives/Offensive Weapons	1	1	100%	8	8	100%	3	3	100%	3	3	100%
Drugs Supply/Production	1	2	200%	39	29	74.4%	9	8	88.9%	9	8	88.9%
All Group 2	12	7	58.3%	35	32	91.4%	30	23	76.7%	30	23	76.7%
Housebreaking	22	6	40%	34	15	44.1%	39	9	23.1%	39	9	23.1%
Shoplifting	7	5	71.4%	245	209	85.3%	75	60	80%	75	60	80%
	Strathallan			Strathearn			Strathmore			Strathtay		
	Rec	Det	%	Rec	Det	%	Rec	Det	%	Rec	Det	%
Groups 1-5	584	349	59.8%	168	103	61.3%	219	89	40.6%	108	54	50%
Groups 1-4	280	50	17.9%	134	71	53%	193	67	34.7%	93	38	40.9%
All Group 1	8	4	50%	5	5	100%	5	5	100%	2	2	100%
Murder/Attempt Murder	-	-	-	-	-	-	1	1	100%	-	-	-
Serious Assault	6	3	50%	4	4	100%	3	3	100%	2	2	100%
Robbery	-	-	-	-	-	-	-	-	-	-	-	-
Common Assault	64	46	71.9%	44	40	90.9%	70	53	75.7%	25	22	88%
Knives/Offensive Weapons	6	6	100%	2	2	100%	4	4	100%	3	3	100%
Drugs Supply/Production	11	11	100%	5	5	100%	2	2	100%	2	2	100%
All Group 2	10	8	80%	7	8	114.3%	23	19	82.6%	9	7	77.8%
Housebreaking	15	6	40%	15	13	86.7%	11	1	9.1%	11	3	27.3%
Shoplifting	10	5	50%	2	1	50%	7	6	85.7%	1	-	-

Contact Details

Divisional Commander - Chief Superintendent Eddie Smith
D Division HQ
West Bell Street, Dundee

Area Commander - Chief Inspector Maggie Pettigrew
Perth & Kinross Local Policing Area (LPA) HQ
Barrack Street, Perth

NOT PROTECTIVELY MARKED