



Climate Change Annual Report

YEAR 2

PERTH AND KINROSS COUNCIL

Introduction

The extreme weather events of 2023 have further highlighted this year the urgency for all to play their part in addressing climate change and building resilience to the climatic changes already upon us. The cost-of-living crises experienced by so many of our residents and businesses has highlighted the need to deliver solutions that address these twin crises.

Perth and Kinross Council (PKC) in December 2022 recognised ‘*Tackling climate change and supporting sustainable places*’ a one of the key corporate priorities identified in the new Corporate Plan. This further strengthens PKC’s commitment to addressing the climate and ecological emergency, as outlined in its [Climate Change Strategy and Action Plan](#) (CCSAP).

The CCSAP was unanimously approved in December 2021 and then updated as part of the annual reporting process in November 2022. This report provides the update on PKC’s climate action, covering the second year of delivery, from October 2022 – September 2023.

It highlights the commitment to climate change and good progress the Council has made in the second year of delivery of the Strategy and Action Plan to lay down the foundations through the development of crucial strategies, organisational development and the implementation of specific solutions.

It also recognises that while the area carbon emissions are positively lower than 2019 levels, the value is 10% higher than what is required to be on trajectory for the 2030 target and not in compliance with the 2021 target. There are therefore many challenges to overcome and to meet our statutory targets and organisational commitments. There needs to be an increase in pace and scale of action next year and years going forward

from individuals, communities, businesses, private and public organisations all working together.

The CCSAP is divided into long-term objectives, Council Commitments and eight thematic plans.



Progress

The Council has made noticeable progress this year against all six of our overarching objectives and 36 Commitments, the highlights of which are shown in Figure 1.

Our performance data has highlighted that progress is made, there is the need for all to accelerate the pace of action to remain aligned to the Paris Agreement and the Scottish Government targets.

Figure 1: Objectives and commitments

Perth and Kinross Council's Climate change strategy						
Overarching Objectives	1. Achieving Net Zero aligned with the Paris Agreement and the Scottish Government Targets, with the ambition of achieving them sooner.	2. Building a more resilient Perth and Kinross	3. Delivering a fair transition and a green recovery	4. Preventing an ecological emergency and enhancing biodiversity	5. Engaging and empowering our children and young people	6. Empowering our communities in line with the Perth and Kinross Offer
Council Commitments	<ul style="list-style-type: none"> Decarbonising our operations Aligning our investments Allocating appropriate capital and revenue funding Delivering on our priority themes Continuing to develop our base evidence Reviewing our climate change plan annually Demonstrating our collaborative working 	<ul style="list-style-type: none"> Mainstreaming climate resilience into asset reviews Managing climate change risks proactively Assessing and reviewing the strategic climate risk assessment Continuing to raise awareness with communities Promoting land use practices that contribute to natural flood management 	<ul style="list-style-type: none"> Taking action to reduce fuel, food and transport poverty Ensuring climate action addresses rural and urban climate challenges Improving the energy efficiency of social housing Working with businesses to identify and address skills shortages to support the green economy 	<ul style="list-style-type: none"> Declaring an ecological emergency, as well as a climate one, and sign the Edinburgh Declaration Accelerating PKC biodiversity strategies and actions to keep pace with the UK and Scottish Government Biodiversity Strategies and Action Plans Strengthening our capacity to implement nature-based solutions Monitoring the impact of a changing climate on our ecosystems and take appropriate action 	<ul style="list-style-type: none"> Listening to our young people, encouraging them to have their say and acting on their views, ideas and priorities Continuing to ensure the curriculum supports learning about climate change Leading by example through, minimising emissions through best practice in energy, waste and transport Utilising school grounds to promote biodiversity, food growing and healthy eating 	<ul style="list-style-type: none"> Working in partnership with our residents, businesses and community partners to support them to make transformational change Acting as an enabler for community-based climate change Providing and signposting our communities to trusted sources of advice and funding

Overall Highlights on achieving objectives

1. Achieving Net Zero aligned with the Paris Agreement and the Scottish Government Targets, with the ambition of achieving them sooner.

- Achieving a 14% year-on-year emissions reductions for the Council's non-domestic estate. (Buildings & Energy)
- Developing decarbonisation strategies including our Local Heat and Energy Efficiency Strategy and EV Charging Strategy. (Buildings & Energy)
- Opening Riverside Primary School – Perth and Kinross's first Passivhaus Primary School, which will save an estimated 71 tCO₂e per annum (Buildings & Energy)
- Delivering the £2.7M Recycling Improvement Fund to include City Centre food recycling to 1000 properties and introduction of a twin-stream recycling service across Perth and Kinross (Waste and Circular Economy)

2. Building a more resilient Perth and Kinross

- Undertaking a comprehensive Climate Change Risk and Opportunity Assessment that looks at risks and opportunities to both Perth & Kinross and PKC operations. (Resilience)
- Approval of 2 Flood Risk Management projects by the Council in December 2022. (Resilience)
- Working with community groups and volunteers on our award-nominated Ponds for Puddocks project (Resilience)

3. Delivering a fair transition and a green recovery

- Expanding provision of home energy advice services with our partners the HEAT Project and SCARF to over 880 households this year and supporting numerous others to access funding sources. (Buildings & Energy)
- Green Business Grants - 24 businesses have been paid a total of £439,847.61 from the Capital Green Recovery Grant scheme (Business & Industry);
- Running the Keep Cosy this Winter campaign in Winter 2022/23 focused on promoting energy savings tips and resources.

4. Preventing an ecological emergency and enhancing biodiversity

- Working with the Scottish Invasive Species Initiatives and over 30 community volunteers to develop and deliver a comprehensive Invasive and Non-Native Species Initiative for the River Almond Catchment (Land Use)
- Supporting Blairgowrie to become Scotland's first Biodiversity Town. (Land Use)
- Declaring of a climate and biodiversity emergency in November 2022. (Governance)

5. Engaging and empowering our children and young people

- Hosting a successful second annual Youth Climate Conference in October 2023 (Education & Engagement).
- Energy Sparks – Working with 12 PKC schools on reducing their energy consumption using an engaging platform (Education & Engagement)
- Developing a Climate Action Plan template and guidance for schools to develop their own action plans for students, teachers and staff (Education & Engagement)

6. Empowering our communities in line with the Perth and Kinross Offer

- Successful completion of an IUK funded Dialogue to Accelerate the Net Zero Transition Project in Tulloch, Aberfeldy and Blairgowrie & Rattray (Education & Engagement)
- Continuation of comms and social media with over 90,000 views across our PKClimateAction Webpage and Social Media sites (Education & Engagement)
- Targeted engagement with 165 businesses identified as having heat and power demand above 0.5Mwh and/or as large employers. (Business & Industry)
- Council's officers' engagement in working groups, along with specific community activities such as Biodiversity Ambassadors

Challenges and barriers

Specific challenges and barriers for each theme of the action plan, but there are several common challenges and barriers

- To identify and unlock funding opportunities to ensure future targets are achieved
- Resource and skills gap within the Council and supply chain to be able to scale up at pace to meet Net Zero targets
- Challenges in recruiting and retaining internal staff with the required skills, knowledge and experience
- Limits to emissions that are under the direct control of the Council
- Need to accelerate the pace of action

Performance

The Council has developed eight thematic action plans with 176 overall actions. In 2022, the Council agreed 25 priority actions focused on the most important actions for achieving area-wide emissions reduction, Council emissions reduction and building resilience.

Progress has been made for all 25 actions.

Table 1 2023 KPI Data

KPI	Target	Current value	% change over previous year	Comment on performance
Perth and Kinross Area-wide territorial greenhouse gas emissions (kt CO ₂ e)	75% reduction on 1990 levels by 2030 and zero net emissions by 2045.	1306.1 (2021)	+7.6%	Increase in comparison to artificially low emissions in 2020 (1213.6) – decrease with respect to 2019
Perth and Kinross Area-wide territorial greenhouse gas per Capita emissions (t CO ₂ e)	75% reduction on 1990 levels by 2030 and zero net emissions by 2045.	8.5 (2021)	+6.2%	As above 2020 (8)
Perth and Kinross Area-wide CO ₂ emissions (kt CO ₂ e)	376kt CO ₂ e by 2030 (75% reduction on 1990 levels)	731 (2021)	+13.7%	As above 2020 (643)
Perth and Kinross Council Scope 1,2, and 3 emissions (t CO ₂ e)	Net zero by 2045	39,798 (2022/23)	+10.5%	Increase due to inclusion of additional Scope 3 category. 4.5% decrease when comparing like-for-like emissions. 21/22 (36,008)
Carbon Disclosure Project (City Score)	'A' by 2024	B	Better	C in 2021
% of Climate Change Indicators showing positive change*	100%	46%	N/A	Without including the KPIs related to the 2021 BEIS data this increase to 55%
Climate Change Grant Funding secured (£k)	No target set	£1,768,102 (2022/23)	+174%	Excludes Flooding grants from the SG and large capital building grants. 21/22 (646K)

* Due to many KPIs being new in 2022, this KPI only has only been calculated from 2023 onwards

Perth and Kinross Area-wide territorial greenhouse gas emissions (ktCO₂e)

Figure shows territorial emissions by sectors with Transport and Agriculture sectors as the largest emitters.

Figure 1 GHG Territorial Emissions for Perth and Kinross, BEIS 2023¹

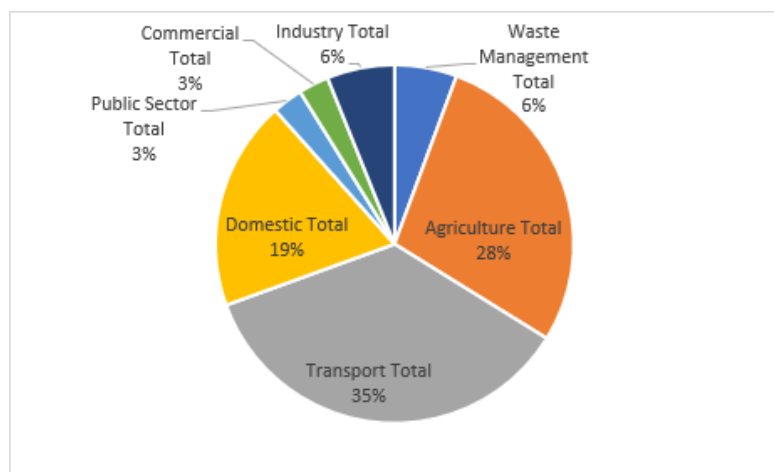
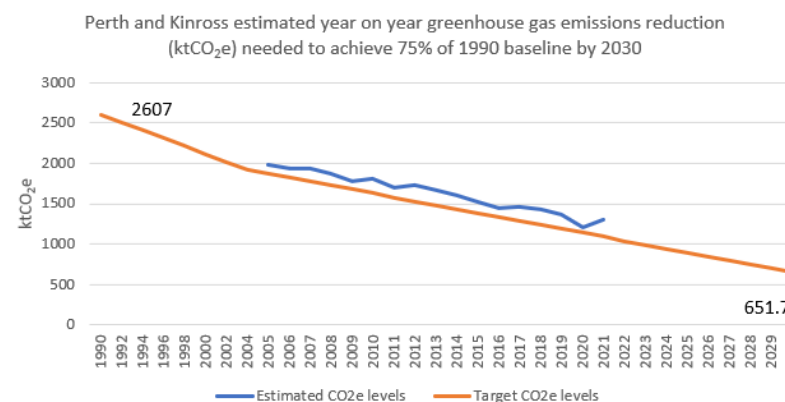


Figure 2 shows recorded greenhouse gas emissions between 2005 and 2021. This shows that as expected after the transport emission reductions observed in 2020, that there was a year-on-year emissions increase, primarily associated with Transport emissions.

¹ Note: as the Scottish government has not yet released the Perth and Kinross 1990 baseline for either the full suite of GHGs or CO₂, a Perth and Kinross target figure for 2030 has been estimated for these two indicators assuming Perth and Kinross followed the Scottish trends¹ between 1990 and 2005 when data first became available. Data is released by BEIS approximately 18 months after year end, so 2021 is the most recent data available.

While emissions in 2021 had decreased from the pre-Covid 2019 level, the decrease was not sufficient to match the estimated trajectory needed to reach the Scottish Government target of 75% reduction by 2030. Currently the GHG emissions in Perth and Kinross are 19% higher than a trajectory aligned to Scottish Government targets. It is important to note that as the Council's climate change action plan was approved in December 2021, any changes in performance associated with this plan are yet to be reflected in the data.

Figure 2 GHG Territorial Emissions for Perth and Kinross, BEIS 2023²



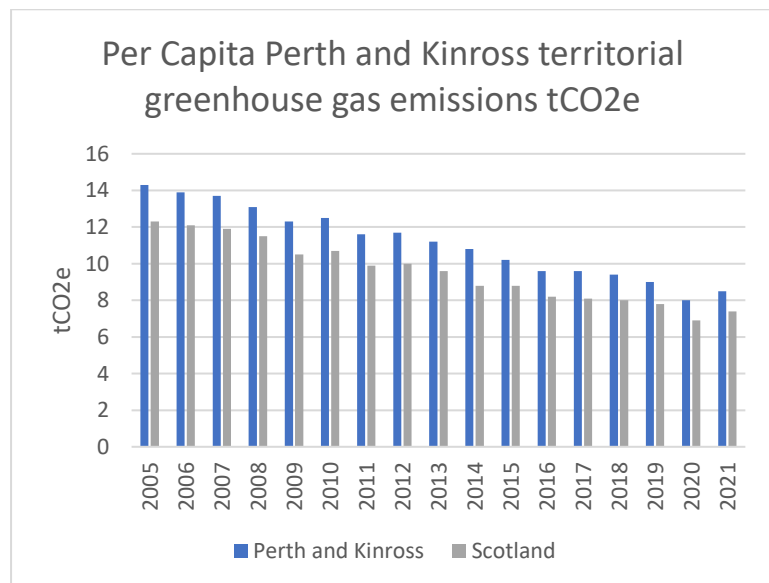
² Note: as the Scottish government has not yet released the Perth and Kinross 1990 baseline for either the full suite of GHGs or CO₂, a Perth and Kinross target figure for 2030 has been estimated for these two indicators assuming Perth and Kinross followed the Scottish trends² between 1990 and 2005 when data first became available. Data is released by BEIS approximately 18 months after year end, so 2021 is the most recent data available.

Perth and Kinross Area-wide territorial greenhouse gas per Capita emissions (tCO₂e)

As shown in Figure , since 2005, per capita greenhouse gas emissions in Perth and Kinross have steadily reduced until the increase in 2021, following the trend for Scotland but have continued to remain higher than the Scottish average as would be expected for a local authority with a more rural population.

The year-on-year increase shown this year is the reflection of recovery from artificial Covid-related emissions reductions from 2020 and shows a decrease from 2019 emissions albeit not on trajectory.

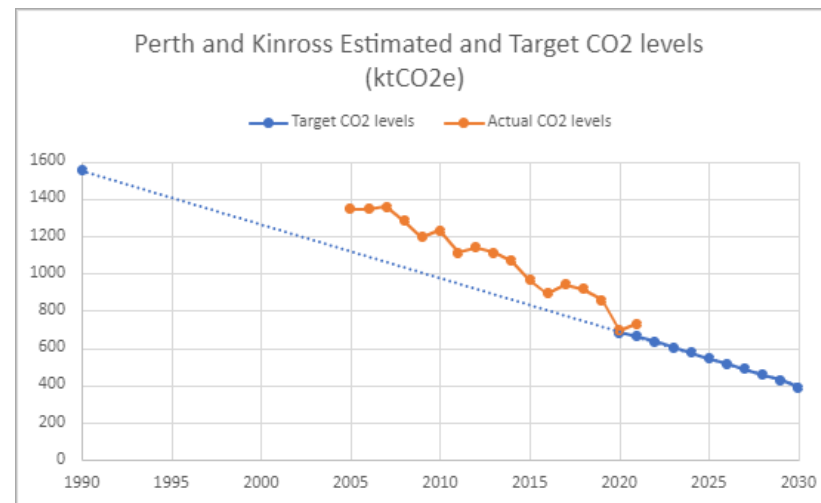
Figure 3 Per Capita GHG Emissions (BEIS, 2023)



Perth and Kinross Area-wide CO₂ emissions (ktCO₂e)

Figure shows a steady reduction in recorded CO₂ emissions from 2005 until 2020. It shows that while there was a steady downwards trend, only the significant Covid related emissions reductions in 2020 brought the emissions down to a level that complies with the Scottish Government’s interim emission target for 2020 of 56%. The 2021 data, however, shows a 13.7% increase from 2020 levels. While this is positively lower than 2019 levels, the value is 10% higher than what is required to be on trajectory for the 2030 target and not in compliance with the 2021 target.

Figure 4 Perth and Kinross CO₂ emissions (BEIS,2023)



Perth and Kinross Council Scope 1,2, and 3 emissions (tCO₂e)

Since 2015/16, the Council has reported its Scope 1, 2 and 3 emissions as part of the statutory Public Bodies Climate Change Duties Compliance Reporting process.

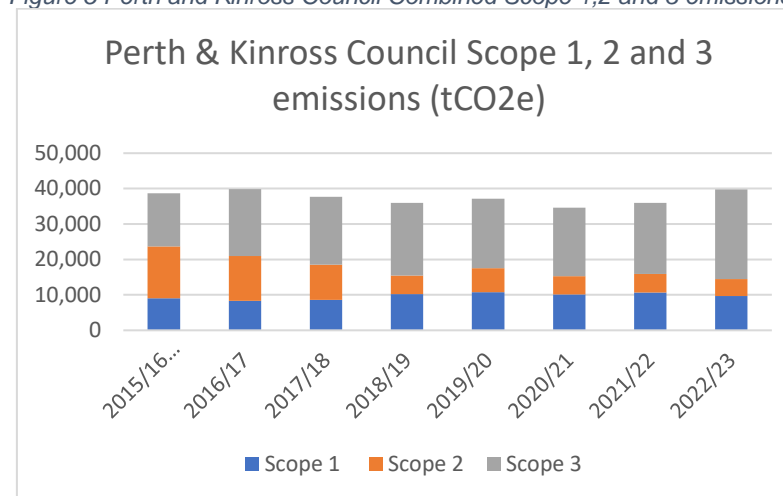
Scope 1 emissions are direct emissions from sources owned or controlled by the Council - e.g. emissions from fleet or oil-fired boilers.

Scope 2 emissions are from the generation of purchased electricity.

Scope 3 emissions are all other indirect emissions which relate to the Council’s activities, including waste, homeworking, staff travel to/from work.

Due to an increase in Scope 3 data able to be reported, it is difficult to compare year-on-year total footprint. As can be seen in Figure , in 2022/23 a carbon footprint of 39,798 tCO₂e was recorded. This shows a 2.8% increase on the 2015/16 baseline and 4% year-on-year increase. This associated with the addition of the Scope 3 staff commuting emissions for the first time. A staff travel and homeworking survey was used to estimate the carbon footprint of Council staff travelling to/from work was 5,369 tCO₂e (13.5%). Without the inclusion of these emissions, the Council’s footprint would total to 34,429 tCO₂e, a 11% decrease from the 2014/15 baseline and a 4.5% year-on-year decrease. Further progress will be required to meet our Statutory targets.

Figure 5 Perth and Kinross Council Combined Scope 1,2 and 3 emissions



Carbon Disclosure Project (CDP) City Score

The CDP City Score is an independently audited assessment of climate action progress to assist organisations in measuring and managing their risks and opportunities on climate change. In 2022, Perth and Kinross Council was assessed as having a city score of ‘B – Management level’. This shows improvement on the previous year (C) and indicates the Council has begun to manage the impacts of climate change across Perth and Kinross while it also begins to undertake work to understand how to best adapt to these impacts.

% of Climate Change Indicators showing positive change

46% of the Climate Change indicators show positive change. It should be noted, however, that due to the data delay for a number of indicators, some of the data being reported on is still related to pre-Strategy performance. If these indicators were to be removed, the value would increase to 55%. As this year is the first year data is available for a number of the Council's Climate Change indicators, this percentage figure only relates to the indicators where past data is available for comparison.

Climate Change Grant Funding secured (£k)

In 2022/23 the Council secured £1,748,000 of Climate Change related grant funding. This is a significant increase on the £646k in 2021/22. There is significant grant funding available and further efforts are being made to increase this amount and meet our aspirations.

Theme 1 Transport

Transport work progressed the actions against all key areas in the Climate Action Plan. These include:

- Increase active transport across Perth and Kinross
- Accelerate the EV transition
- Reduce vehicles in town centres
- Improve public transport provision.

Highlights

Highlights this year are set out in table 2 and include:

- Supporting Greener Glenfarg develop a successful and transformative community run minibus scheme and helping pilot an expansion of community bus services in Highland Perthshire.
- Development and approval of a Perth & Kinross-wide EV charging expansion strategy that has currently been submitted to the Scottish Government for funding.
- Development of the Main Issues Report for the Perth & Kinross Mobility Strategy and progress developing the draft Strategy.
- Anti-idling enforcement and an associated public awareness campaign was launched to help reduce both vehicle emissions and improve air quality.

Table 2: Key transport actions from 2023

Action	Action	RAG Status	Comments
T1	Develop comprehensive Mobility Strategy for Perth and Kinross	G	Work ongoing, main issues and objectives being developed alongside draft Strategic Action Plan. Estimated date to Council Committee early 2024. Work being done in collaboration with Regional Transport Partnership.
T18	Development of Park and Ride sites	A	Discussions ongoing with Developers at West Kinfauns and Bertha Park. Parka and Ride at Bertha Park may be incorporated as part of the wider Perth Transport Futures Phase 3 work.
T7	Develop a strategy for the expansion of EV charging infrastructure	Complete	Strategy and Action Plan are now developed. Working in collaboration with Scottish Futures Trust and bid submitted to the Electric Vehicle Infrastructure Fund. Key element of work is the role of the Private Sector and provision of EV infrastructure in residential areas. Additional £250k allocated in 2023/24 council budget to accelerate short term roll out in rural areas.
T10	Develop and implement a strategy to transform the Council's fleet to electric and alternative fuel vehicles	A	Council have been purchasing EV vehicles when funding is available. There still remains a lack of infrastructure so internal combustion engine vehicles remain still in use. Work has commenced with Urban Foresight to set out the future vision for the Council fleet. The Council is also working with TACTRAN about HGV fleet transition to hydrogen and total cost of ownership.

Delivery

Review of progress of Top Priority Actions:

Delivery challenges

- Grid capacity and the timeframe for required upgrades and connections is a limiting factor for EV expansions;
- Timescales for getting funding agreed and released, along with getting multi-year funding

agreements arranged to be able to progress projects and appropriately resource them, which increases reliance on external consultants.

Delivery opportunities

- Significant increase in sustainable and active travel funding available from Transport Scotland and Sustrans over the near-term future.
- Continued partnership working across the TACTRAN region to maximise available resources
- Linking transport choices, climate, safety and health and equity

Outcomes

Positive outcomes as a result of Priority Actions:

- Clear strategic priorities being developed and appraised using an evidence-based approach.
- Increased utilisation of EV infrastructure supporting the rising ownership and usage rates of low carbon vehicles.

Progress against Statutory Targets

There are several statutory targets in relation to the decarbonisation of the Transportation sector as follows.

- I. Transport Sector emissions reduced by 75% by 2030:

Status: Off-track - 16% reduction in emissions between 2005 and 2021

- II. 20% reduction in vehicle kilometres required across Scotland by 2030 compared to 2019 levels:

Status: On-track - 9% reduction in car kilometres between 2019 and 2022/23 (important to note that large part of period referenced was during Covid restrictions)

- III. Decarbonisation of public sector fleets (no new ICE light fleet by 2025, heavy fleet by 2030):

Status: On-track – while there has been negative performance this year, the Council has plans for full implementation ahead of the 2025 deadline.

- IV. Establish Low Emission Zones (LEZ) to transform towns and cities into cleaner, healthier places, to live, work and visit by 2023

Status: On-track – no longer applicable due to the improvements in air quality in the Council's two Air Quality Management Areas, which has meant that they are now below the threshold where an LEZ is required. However, improvements are still required.

Key Performance Indicators

Table 3 2023 KPI data

KPI	Previous Value	Current Value	Target
Transport emissions CO ₂ (kt CO ₂ e)	468	508.6	75% reduction in Transport emissions by 2030
% Journeys to school by active transport	50.3%	49.8%	To be set as part of the P&K Mobility Strategy (under development)
% Journeys to work by sustainable mode of transport	27%	20%	To be set as part of the P&K Mobility Strategy (under development)
Total car kms (millions)	1477.3	1718.6	20% reduction on 2019 levels by 2030 – 2095 million km
Public EV charging devices per 100,000 population	88.2	125.5	To be set as part of the P&K Mobility Strategy (under development)
Council fleet vehicles that are zero direct-carbon	5%	4%	100% new light fleet from 2025 and heavy fleet from 2030

Focus for upcoming year

The focus for the upcoming year is to continue to deliver the actions in the plan. The priority actions for next year include:

- Continued roll out of public EV infrastructure
- Accelerating the design and implementation of active and sustainable travel options
- Public consultation and adoption of new mobility strategy and strategic action plan for Perth & Kinross
- Increased communications on behaviour change on travel

Theme 2 – Buildings and Energy

The Buildings and Energy work of the Climate Change Strategy and Action Plan has been progressing in relation to the following categories:

- Non-domestic Perth & Kinross Council properties
- Non-domestic Perth and Kinross area properties
- Domestic Perth & Kinross Council properties
- Domestic Perth and Kinross area properties (non-Council)
- LHEES development

It is important to note that a 'Fabric first' approach (ie reducing buildings heat loss) should always will be used.

Highlights

While good progress has been made across the theme, a few highlights of the year include:

- Supporting over 880 households with free home energy and extending this provision of this with SCARF and the HEAT Project to the end of March 2024 for energy efficiency advice and support for tenants and residents, and for support in delivery of programmes relating to HEEPS-ABS and ECO4.
- Progressing with consultancy work as part of the Council's Local Heat & Energy Efficiency Strategy (LHEES) which also allows for more detailed planning for decarbonising the Council's Non-Domestic & Domestic estate.
- Achieving a 14% reduction in the Scope 1 and 2 emissions in the Council's Non-Domestic estate between Apr 22 and Mar 23. In March 23, PKC allocated an additional £2M of capital funding to further

accelerate the decarbonisation of our non-domestic estate.

- Completion and occupation of Perth and Kinross Council's (and Scotland's) first certified Passivhaus primary school - Riverside Primary School in North Muirton, Perth which will save an estimated 71 tCO₂e per annum which equates to an annual reduction of more than 50% from the previous gas heated facilities and designed to meet the energy target of 67 kWh/sqm/pa for core use. Work has also started on the replacement Perth High School, also being build to Passivhaus standards.



Figure 6 New Riverside Primary School

Delivery

The Buildings and Energy Action Plan contains 23 actions – 3 are Complete or Green Status, 14 are Amber status indicating delayed progress and 6 are classified as Red.

Review of progress of Top Priority Actions:

The top 25 Climate Action Plan Actions were agreed by Members as part of the Year 1 review process. Of these, 6 of them are within the Buildings & Energy Theme, the progress of which is shown in table 4 below.

Table 4 Progress of Top Priority Buildings and Industry Actions

Action Number	Action	RAG Status	Comments
B1	Develop and deliver the Local Heat and Energy Efficiency Strategy (LHEES)	G	Work being undertaken by the team and ARUP to meet statutory requirements by December 2023 outlined in LHEES guidance (draft).
B2	Develop and deliver a programme to ensure all existing Council houses are brought up to EPC B by 2032	A	On-going consultancy work with ARUP as part of LHEES obligation develop an estate decarbonisation plan for both Domestic and Non-domestic estates. On-track to be completed by March 2024. Work to improve EPC levels in existing Housing stock - being tackled from a variety of different angles, with a priority on getting Band E & F Properties up to at least the required Band D.
B11	Develop options, costs and funding avenues for PKC Estate Portfolios to reduce greenhouse gas emissions	A	As per B2
B12	All non - domestic buildings considered for refurbishment must have improved energy efficiency and performance, adopting the 'fabric first' approach and incorporating non-direct emissions heat sources	R	Being considered as part of LHEES and estate wide decarbonisation project.
B13	Develop and invest in local district heat/communal heat/electricity networks where viable which use alternative non-direct emissions heat sources	A	Feasibility study for Perth City Centre completed. PKC duties under the Scottish Government Heat Network Regulations and associated Building Assessment Reports (BAR) on-going.
B21	Replace all Oil-fired heating systems with non- direct emissions heat source	R	Initial projects being undertaken using £2M of internal funding for estate decarbonisation. All remaining sites require additional funding to meet targets.

Delivery challenges for both Domestic and Non-Domestic buildings

- To identify and unlock funding opportunities to ensure future targets are achieved.
- Resource and skills gap within the supply chain to be able to scale up at pace to meet Net Zero targets.
- Challenges in recruiting and retaining internal staff with the required skills, knowledge and experience.

Opportunities

- Future funding opportunities through grant funding as part of “Public Sector Heat Decarbonisation Fund” for Non – Domestic buildings. A total of £20M is available across the entire fund for all Public Sector bodies and Local Authorities.
- Power Circle/CAN DO Innovation Green Heat Feasibility to be explored.
- Exploring possible pilot projects with IRT thermal imaging and DReam retrofitting carbon reduction software.
- Consideration of possible solutions utilising private funding opportunities.

Outcomes

The following positive outcomes as a result of Priority Actions include:

- Significantly reduced Scope 1 and 2 emissions within the Non-Domestic PKC estate, including optimising use of Building Management Systems
- HEEPS-ABS grant funding award received from Scottish Government for 2023/24 for Domestic privately owned properties.

- Reduction in number of PKC Domestic properties at EPC Bands E and F.

Progress against statutory targets and key KPI's

- I. 68% reduction in emissions from buildings by 2030 with respect to 2020 levels: *on-track 13.4% reduction in 2022/23 from 2021/22*
- II. Decarbonisation of the Public Sector Estate by 2038: *off-track 11.9% increase in 2021 from 2020 levels*
- III. Social housing to be EPC D by 2026 and EPC B by 2032: *on-track 8.2% increase in 2023/24 from 2022/23*
- IV. Development of Local Heat & Energy Efficiency Strategies (Strategy & Delivery Plan) by end of 2023: *on-track, baseline report and consultation complete by October 2023. Final Strategy & Delivery Plan to be presented to Council in November.*

Key Performance Indicators

Table 5: 2023 KPI data

KPI	Previous Value	Current Value	Target
Total area-wide carbon dioxide ktCO ₂ emissions from domestic sources	252.6	265.9 (2021)	Estimated 115 ktCO ₂ based on 75% reduction in domestic emissions by 2030 in relation to 1990 levels.
Scope 1 and 2 emissions from Council Estate (tonnes CO ₂)	10,658	9,226	Annual emissions of 4,396 tonnes CO ₂ by 2030
Heating oil consumption in PKC non-domestic estate (kWh)	2,164,774	1,943,066	All sites with oil as a heat source to be removed by 2030
Renewable energy generated across the PKC estate, including from Low Carbon Heat Sources (MWh)	2534	2226	Renewable energy shall be installed where feasible to maximise production
% of Council housing meeting the Energy Efficient Standard 2 for social housing (minimum EPC B)	6.1%	6.6%	EESH2 standards of 100% of Council Housing to meet EPC B by 2032
Number of P&K households provided with energy efficiency and/or low carbon heating advice (PKC funded)	424	884	2022/23 - 500

³ The Heat Networks (Heat Network Zones and Building Assessment Reports) (Scotland) Regulations 2023

Focus for upcoming year

The focus for the upcoming year is to continue to deliver the actions in the plan including completion of the following:

- LHEES and associated delivery plan, and transition to focusing on plan implementation;
- Provided a detailed and costed decarbonisation plan for the Council's Domestic and Non-Domestic Estate.
- Work toward targets indicated in aforementioned Corporate Key Performance Indicators (KPI).
- Comply with Heat Network Regulations³ and identify areas suitable for the development of heat networks, designating heat network zones (HNZ) where favourable.
- Undertake statutory duty in relation to public sector Non-Domestic buildings and the compilation of Building Assessment Reports (BAR) in accordance with Heat Network Regulations.
- Increased communications on behaviour change by all on heat and energy.

Theme 3 - Business and Industry

Building and industry work progressed the actions against all key areas in the Climate Action Plan. These include:

- Data & Strategic targeting
- Engagement, empowerment, and awareness
- Strategic Actions
- Measuring performance

Highlights

- Data, business & intelligence and strategic engagement has improved. Approximately 165 businesses have been identified as having heat and power demand above 0.5Mwh and/or as large employers. Communication has targeted these businesses to build and strengthen engagement. This contributes to the Council’s business relationship management.
- Progress has been made in developing Perth Eco-Innovation Park – PKC has agreed its inclusion in the Capital Programme and borrowing capacity of £10m has been agreed. The Outline Business Case has been revised to secure Tay Cities Deal funding. There is a new dedicated Project Board to help increase pace of delivery going forward.
- A Smart Local Energy Systems investment decision toolkit to develop business cases for private/public projects has been developed and is currently being disseminated.
- Improved integration with other themes: Circular Economy, Food waste Strategy (Waste), Mobility Strategy and strategic action plan (Transport), energy strategies/plan (Buildings and Energy).

Delivery

The Business & Industry Action Plan currently has 17 actions on the plan. Of these, two are completed, 10 are green and 5 are Amber. This theme had one Priority Action - the progress of which is shown in Table .

Review of progress of Top Priority Actions:

There was only one Priority Action selected by Council as Top Priority as shown in the Table below.

Table 6 Review of Building and Industry Top Priority Action(s)

Action Number	Action	RAG Status	Comments
B&I 14	Develop Perth West and Perth Eco-Innovation Park as a national net zero exemplar for decarbonisation of transport and energy - Full Business Case to be developed and supported at Scottish and UK levels.	A	Outline Business Case is being finalised with funding strategy for consideration by Council in February 2024. External Funding to be explored. Target completion date: March 2028.

Delivery challenges and opportunities

- **Skills/Jobs:** Although more intelligence is being developed e.g. ‘Tay Cities Clean Growth Skills Report’, it is still a challenge to access statistics and establish baseline on ‘green’ skills and jobs. Actions are therefore fragmented and small-scale. The importance of Developing the Young Workforce and other activities in schools around future careers is needed.
- **Funding for Perth Eco-Innovation Park:** a growth opportunity, but a fully funded strategy is requested, and external funding opportunities are pursued and active engagement with investors to attract private funding.
- **Funding for Energy Investment Programme:** a growth and investment opportunity, but needs engagement with possible strategic partners to bring expertise and funding.

Positive outcomes as a result of Priority Actions:

The Tay Cities Clean Growth platform is growing in strength and reach with 121 members from 112 organisations <https://taycitiescleangrowth.scot/> and list 19 clean growth projects across the region.

The Council has pledged financial support for Perth Eco-innovation Park and a Project Board is well established and progressing the planning and design aspects of the scheme.

The Council is exploring with the support of Scottish Futures Trust the development of a Strategic Energy Partnership which would help deliver a range of renewable energy and decarbonised heating projects across Perth & Kinross

£10M has been allocated by the Council from its Capital Programme to support the development of Perth Eco-Innovation Park. A bid to the Levelling Up Fund Round 3 (due to be launched by UKG) is also being prepared.

Progress against statutory targets and key KPIs

The table below details the key performance indicators aiming to measure progress towards the reduction of overall carbon emissions from industrial and commercial sources.

They are around support to businesses and to sectors greening the economy, focusing on businesses which have the greatest impact on emissions and maximising access to green skills and green jobs opportunities.

After reviewing what data was regularly available and reliable, the Business and Industry KPI list has been reduced this year to four key KPIs.

It is important to note the increase in carbon emissions from industrial and commercial sources which shows a concerning trend.

Table 7 2023 KPI data

KPI	Previous Value	Current Value	Target
Total area-wide Carbon dioxide emissions (kt CO ₂) from industrial and commercial sources	104.8	123.9	
Number of registered businesses in energy (including renewables) growth sector	140	145	+10% per year
% of businesses (250+ employees or largest energy demand (+0.5MW) with a set target for reducing carbon emissions	17% (base 24)	7% (base 165)	100% by 2027
Number of businesses supported through PKC Green Recovery Capital Fund	3	16	c. 20 per year

- Strengthen engagement with 165 identified businesses via targeted activities (e.g. case studies, events) including incentives such as Green Recovery Capital Fund to support business carbon reduction plan.
- Skills/Jobs: use analysis from reports to identify strategic actions in partnership with Perth College UHI, Skills Development Scotland, Developing Young Workforce, Tay Cities Clean Growth Initiative and Tay Cities Skills Partnership.
- Circular economy: Development of Circular Economy route map working in partnership with Waste Theme.
- Supporting Business engagement around the development of strategic transport corridors.

Looking ahead

Actions this year will primarily focus on:

- Perth Eco-Innovation Park: development of a fully funded strategy and start delivery in March 2024 for completion in March 2028.
- Energy Investment Programme: development of business cases to create a pipeline of projects to attract investment and assessing the benefits of developing a Strategic Energy Partnership working with Building and Energy group.

Theme 4 – Waste and Circular Economy

Waste and Circular Economy work progressed this year action against all five key areas of action in the Climate Action Plan. These include to:

- Ensure alignment with the Scottish Government Climate Change Route map
- Promoting a rapid transition to a Circular Economy
- Developing and delivering thematic action plans for the high carbon emissions materials
- Improving our recycling services
- Maximise value from waste by reducing waste sent to landfill

Highlights

- The Council has awarded a significant 10-year contract worth £50 million to treat residual waste and turn it into energy. The contract commenced on 1 August 2023. The Council has appointed Paprec Energies Binn Ltd and both will work in partnership to manage the waste through a thermal treatment, energy recovery and recycling solution.
- The Council secured funding of £2.72M from the Scottish Government Recycling Improvement Fund (RIF) to roll out two significant projects: -

Project 1 - Service Expansion – City Centre Recycling which was the first project affording the opportunity to expand recycling services to circa 1,000 properties in Perth City Centre that do not currently have access to kerbside collections for Food Waste or dry mixed recycling, this part of the project was completed in November 2022.

Project 2 – Service Development – Twin Stream Recycling - The second project is the modification of the existing kerbside dry mixed recycling collection into two distinct material streams. The blue bin will continue to be collected containing paper and cardboard, with the introduction of a grey bin to collect cans, cartons and plastics. The grey bin will also now allow for recycling of tin foil and soft plastics such as films and flexible packaging. The introduction of this new kerbside arrangement will also ensure PKC is brought into line with the national Household Waste & Recycling Charter. The new service commenced on 30 October 2023.

Table 8: Key Waste and Circular Economy Actions

W12	<p>Develop & Maximise Recycling Services by</p> <p>1. Implementing in November 2022 expansion of recycling services (Food/DMR) in Perth City Centre.</p> <p>2. Implementing in November 2023, expanding PKC recycling services to include flexible plastic packaging and hard rigid plastics (as market conditions allow).</p>	G	<p>2. As per W3</p> <p>£2.72m in RIF funding awarded. Fourth bin deliveries on track for commencement of service change 1st November 2023. Expansion of materials accepted</p>
-----	------------------------------------------------------------------------------------------------------------------------------------------------------------------------------------------------------------------------------------------------------------------------------------------------------------------------------------	---	-------------------------------------------------------------------------------------------------------------------------------------------------------------------------------------------

Progress of Top Priority Actions:

Table 9: Waste and Circular Economy top priority actions

Action Number	Action	RAG Status	Comments
W3	Food Waste: Gather data to create a baseline of knowledge, participation and barriers.	A	<p>Food Waste Survey completed April 2022.</p> <p>Food Waste Reduction and Recycling Campaign held from May 2022 to April 2023. City Centre Food Waste Hubs commenced November 2022. Approximately an additional 1000 households now having access.</p> <p>Trial – 11 Rural Food Waste Hubs in Crieff (5), Auchterarder (2), Blairgowrie (3), and Scone (1) commenced July 2023. Additional areas to be identified for roll out in 2024.</p> <p>In 2024, further action to explore the feasibility of kerbside caddy collection in a trial area (subject to operational capacity availability).</p> <p>Resource issues due to staff being deployed on service change with twin stream. Due to restart 2024 for creation of baseline.</p>
W5	Review how the Deposit Return Scheme (DRS) and Extended Producer Responsibility can be introduced effectively in Perth and Kinross & regionally	A	<p>DRS</p> <p>Meetings with Dundee City Council, Angus Council and Tayside Contracts were undertaken late in 2022 into 2023 to determine a collaborative approach. Perth & Kinross Council and Zero Waste Scotland (ZWS) met in June 2023 to review the DRS model.</p> <p>Implementation date changed to October 2025 from August 2023. Meetings will be scheduled from 2024.</p> <p>EPR</p> <p>Delayed until October 2025.</p> <p>Draft Regulations published, consultation being conducted by DEFRA on behalf of the UK Government, closes 9th October 2023</p> <p>Waste Services attending regular DEFRA LA Engagement Sessions.</p>
W17	Asset Management Review of Waste and Recycling Infrastructure	G	<p>Work commenced on the asset management review of waste & recycling infrastructure with building conditions surveys and suitability assessments undertaken. A consultant has been appointed to compile the information collated and present in a Strategic Outline Business Case report and this will be used to inform the Council's overall asset management approach going forward.</p>

Delivery challenges and opportunities

Deadlines set by Scottish & UK Governments have proved challenging as projects have had time devoted with multiple internal and external parties, then dates have been significantly altered. This approach results in massive difficulties and uncertainties moving forward to accommodate appropriate levels of staffing, vehicles, financial information (costs, income, potential savings or additional expenditure, etc), relevant equipment (if applicable).

This also has meant a significant amount of time has been focused on areas such as DRS which would have been spent on other work and projects to progress them further.

Positive outcomes as a result of Priority Actions:

The Residual Waste Contract will treat the non-recyclable waste stream, with a new Energy from Waste facility currently being developed at Binn Eco Park in Glenfarg. The facility is due to open in 2026. Once operational the facility will generate energy (heat & electric power). The heat from the facility will also supply heat-using processes at the Eco Park including advanced horticultural systems. In addition to adding capacity to the existing private renewable energy grid at the Binn Eco Park, it has the potential to power an extended private renewable energy grid into Perth.

Delivery of Action W12, expansion of kerbside recycling, has resulted in an increase in quantity of recyclable material captured which increases recycling rate, reduces waste

arising and contributes to the net zero agenda by reducing carbon emissions through capturing food and plastics.

Through extensive engagement work, there has been increased participation and positive behavioural change by residents evidenced through:

- Improvement in recycle material quality
- Alignment with Household Waste & Recycling Charter & national policies and legislative targets and the Perth and Kinross Council Waste Management Plan and Climate Change Strategy & Action Plan
- Consistent Kerbside Collection Service for residents in Perth & Kinross

Progress against national targets and key KPIs

National Targets:

- I. Reduce tonnes of total waste arising to 15% against 2011 baseline by 2025: *on-track total waste generated has been decreasing since 2011 – 11.6% in 2022*
- II. Reduce the percentage of all waste sent to landfill to 5% by 2025: *off-track waste sent to landfill increased by 2.8% in 2022 from 2021*
- III. Recycle 70% of all waste by 2025: *off-track as currently recycling significant less than interim target values*
- IV. Reduce food waste by 33% from the 2013 baseline by 2025: *on-track, food waste collected decreased by 40% in 2022.*



Performance

Table 10: 2023 KPI data

KPI	Previous Value	Current Value	Target
Area-wide territorial GHG emissions estimate - Waste (kt CO ₂ e)	72.2	81.5	TBC
Total household waste generated (tonnes) and household waste generated per person (kg)	77340 tonnes; 510kg/per person	70604 tonnes; 459kg/person	By 2025, reduce tonnes of total waste arising to 15% against 2011 baseline (69,730 tonnes)
Total household waste recycled/composted as % of all household waste	50.1%	49.2%	Recycle 70% of all waste by 2025
Carbon impact of household waste per person (tonnes CO ₂ e)	1.02 (2021)	1.1 (2022)	Reduce carbon impact to 0.7 tonnes CO ₂ e per person by 2026
Whole Life Cycle Emissions for Perth & Kinross Council Collected Waste (kt CO ₂ e)	154.4 (2021)	138.9 (2022)	
Quantity of food waste collected in residual waste (Kg/HH/week)	1.69	1.64	Reduce food waste by 33% from the 2013 baseline by 2025
Dry Mixed Recycling contamination rate (%)	21.2% (2021/22)	22.6% (2022/23)	Reduce to minimum of 20% by 2022/23 and 15% by 2023/24

Looking ahead

Actions this year will primarily focus on:

- Developing the Food Waste Action Plan and actions therefrom.
- Single Use Policy and how Perth & Kinross Council can further address this area in relation to reducing the quantities of single items used and explore any additional measures that can be identified from Procurement stage.
- Developing an action plan for circular textiles.
- Developing re-use activities throughout Perth & Kinross, looking at areas where collaborative working is achievable and working with internal and external parties to introduce re-use opportunities, expand networking opportunities and explore additional funding sources.
- Recommencing DRS planning later in 2024 in anticipation of the rescheduled introduction due October 2025.
- Continue planning for EPR in anticipation of the introduction due October 2025.
- Asset Management – taking forward recommendations from the Strategic outline Business Case to future proof operational depots and HWRC's
- Continuation of working with Education – Waste Analysis of Schools to be undertaken Feb/March 2024.
- Digital Waste Tracking - SEPA and the Scottish Government have been working with UK partners to develop a digital waste tracking system that will be adopted by all four nations. This mandatory tracking will transform how waste and resources flow; tackle waste crime; and prioritise regulatory activities. From April 2025 legislation will come into force across the UK making use of the waste tracking service mandatory.
- Good Food Project Officer has been appointed to support development of a Good Plan including an action to support the Food Share Network model being developed by Giraffe. This looks to redirect food destined for landfill to community food organisations across Perth and Kinross and to produce meals for the community in the Giraffe Community Kitchen.
- Engagement with Scottish Government and LA and sector contacts in relation to the priority actions set out in the Circular Economy Bill and Circular Economy and Waste Route Map and input to ongoing national consultation.
- The management of Persistent Organic Pollutants (POPs) in bulky residual waste
- Increased communications on behaviour change by all on waste.

Theme 5 – Land Use

Land Use work progressed this year action against all four key areas of action in the Climate Action Plan. These include:

- Strengthening Planning
- Rural Land Use and Carbon Sequestration
- Biodiversity
- Greenspace

Highlights

There were several highlights this year associated with the land use theme.

- Receiving over £700k of Scottish Government Nature Restoration Funding from 2021 that has enabled more than 30 projects to be successfully delivered by PKC and community groups, with a further 18 on-going in 2023/24
- Building a successful partnership with the Scottish Invasive Species Initiative and local landowners to deliver a catchment scale approach to INNS control project on the River Almond.
- Successful roll out on 42 sites of trials for managed grassed areas for climate change and biodiversity.
- Significant expansion of “no mow” is being planned on most of the Council’s managed greenspaces for 2024/25
- Networking and relationship building ongoing by Council’s Good Food Nation Project Officer, working towards developing a Good Food Nation Strategy.
- ‘Upper Tay Catchment Communities - Almond Headwaters’ project bid was successful in receiving a ‘Riverwoods – Investment Readiness Pioneers Award and grant of £124,000.
- Successful designation of Scotland’s first Biodiversity Town at Blairgowrie and Rattray, and two Biodiversity Villages (St. Madoes and Guildtown).

Delivery

Table 11: Review of progress of Top Priority Actions

Action Number	Action	RAG Status	Comments
L1	Develop a landscape scale pilot project in conjunction with partners (Perthshire Nature Connections Partnership (PNCP) to support private landowners to facilitate and encourage forestation and peatland restoration.	G	<ul style="list-style-type: none"> • ‘Upper Tay Catchment Communities – Almond Headwaters’ project awarded £124,000 in grant funding. • Work now involves 3 neighbouring estates in landscape restoration. • Work progressing on Breadalbane Species Rich Grassland (SRG) Priority looking at opportunities and constraints to 3 farms management of SRG.
L11	Review current planning policy framework to determine their strength in terms of delivering on climate change, biodiversity, and net zero commitments. Update, enhance and enforce more rigorously where required.	A	<ul style="list-style-type: none"> • Relevant regulations and guidance have now been published. • LDP3 project plan timelines currently being further refined to ensure delivery within expected 5 year period. • NPF4 sets the national policy framework for planning decisions, LDP3 will include new local policies where it deemed appropriate and necessary.
L14	Consider as part of the review any potential policy amendments to help the planning system better support the implementation of carbon reduction measures. Develop advice and guidance if appropriate.	A	<ul style="list-style-type: none"> • As per above for L11

Delivery challenges

- Reduction in on street weed control – currently no financial resources available to trial other alternative methods to the use of herbicides.
- Lack of viable battery powered alternatives for industrial level activities.
- Community concerns regarding some of the grassland maintenance trials being rolled out under the agreed Managing Grassed Areas for Climate Change and Biodiversity Programme. Additional resources needed to help raise awareness within communities, and to share knowledge and information about the various associated benefits these grassland areas can bring. Additional cut and lift machinery needed to significantly expand the “no mow”.
- Lack of staffing resources in Community Greenspace Team has resulted in the review of the Council’s Sports Pitch Strategy being put on hold.
- The Planning (Scotland) Act 2019, its associated Regulations and Guidance, and National Planning Framework 4 have introduced a significant number of new additional asks of Planning Authorities in the preparation of their Local Development Plans. A large number of the asks are major projects in their own right, which require significant staff resources to deliver, and all at the same time, which is going to be a real challenge over the next 2–3 years.

Delivery opportunities

- Potential funding awaiting confirmation of to expand the Biodiversity Towns and Villages Project and develop the Biodiversity Industrial Estates Project.

Positive outcomes as a result of Priority Actions:

- Approval of additional staff resources to undertake Open Space Quality Audits, complete Local Nature Conservation Sites surveys, and the creation of a new Climate Change Landscape Restoration Officer post.
- Annual tree planting plans for the Council’s parks and open spaces are being developed and implemented based on the principal of ‘the right tree in the right place’ to provide a range of benefits, including carbon sequestration.
- Westbank Nursery currently growing native trees and shrubs from cuttings and seeds to support increased planting of native species.
- Significant reduction in the use of pesticides at Westbank Nursery, with the move to more pollinator plant production. Expected to continue to be minimised.
- Cessation in annual application of selective herbicide to all sports pitches. Only applied where required.
- Successful roll out on 42 sites of trials for managed grassed areas for climate change and biodiversity. Significant expansion of “no mow” is being planned on most of the Council’s managed greenspaces for 2024/25.

- Networking and relationship building ongoing by Council's Good Food Nation Project Officer, working towards developing a Good Food Nation Strategy.
- Further botanical survey work has been undertaken for three farms as part of the Perthshire Nature Connections Partnership Breadalbane Species Rich Grassland Priority Project. The results will help to further refine any future possibilities.

Progress against statutory targets and key KPIs

The Scottish Government has set several targets related to land use. These are primarily at the national level rather than local authority level, though local authority action will be required to meet these targets.

These include:

- National target to increase forest and woodland cover to 21% of total area of Scotland by 2032 – Perth and Kinross is currently at 18% (a decrease from 2018).
- Peatland Restoration – 250,000 ha of degraded peatland by 2030. The Perth and Kinross area has approximately 10% of Scotland's peatland resource.
- National target for at least 80% of designated natural features to be in favourable condition by 2016 – Not met but improving: SSSI at 75% and Protected Nature Sites at 75.5%.

Table 12: 2023 KPI data

KPI	Previous Value	Current Value	Target
% of the total land area of Perth and Kinross covered by woodland	18.8% of the total	18.8% (no recent data updates)	National target to increase forest and woodland cover to 21% of total area of Scotland by 2032
Total LULUCF emissions (ktCO ₂ e)	561.7	559.2	Target still to be set
Total LULUCF sequestration (ktCO ₂ e)	-710.8	-704.7	Target still to be set
Species and Statutory Species Distribution % of all 1km grid squares in Perth and Kinross had recordings of protected species	51.4% (2020)	51.4% (no recent data updates)	National Target to protect at least 30% of Scotland's land for nature by 2030 National target for at least 80% of designated 'features' in favourable condition by 2016
% Of Protected Biological and Mixed SSSI Sites in Favourable Condition	75.3% (June 2022)	TBC	National target for at least 80% by 2016.
% Of Protected Nature Site Features in Favourable Condition	75.5% (2022)	TBC	National target for at least 80% by 2016
Number of trees planted on Council land and maintained open space	South Inch - 37 total planted	TBC	Net increase on carbon capture from tree planting, method of measure to be identified.
Number of community volunteering hours in biodiversity related projects	1420	1786.5	
Area grassland managed for biodiversity improvement objectives (ha)	-	21.72	
Vol. of Herbicide Used (L – undiluted quantity)	1117 (2021)	1216 (2022)	The commitments within the Edinburgh Declaration require a national reduction of 50% by 2030

Looking ahead

Actions this year will primarily focus on continuing work on:

- Review and revise our Forestry and Woodland Strategy (FWS) as part of LDP3 process. Consider how the FWS can support and encourage private landowners to plant “the right tree, in the right place” to help tackle the climate and biodiversity crises.
- Identification of and awarding of successful bids to the current round of the Nature Restoration Fund.
- Undertake an Open Space Quality Audit as the evidence base to support the development of the Council’s Open Space Strategy.
- Identify the Strategic Green Networks either wholly or partially within Perth and Kinross and opportunities for their enhancement.
- Reviewing the existing planning policy framework within the context of National Planning Framework 4’s suite of

National Planning Policy and identify where a local policy response is appropriate and necessary.

- Exploring in collaboration with the Riverwoods Project Study, the development of a potential methodology for developer contributions/ offsetting via planning applications.
- Continuing Local Nature Conservation Sites survey work programme.
- Continuing progress on achieving the Sustainable Food Places Bronze Award and developing a Good Food Nation Strategy.
- Further roll out of the Biodiversity Villages, Neighbourhoods and Towns Initiative across Perth and Kinross.
- Increase dialogue and engagement with landowners and farmers

Theme 6: Climate Resilience

Our climate resilience work this year progressed action against all five key areas of action in the Climate Action Plan. These include:

- Resilient organisations
- Resilient and empowered communities
- Resilient ecosystems
- Resilient infrastructure
- Flood risk management

Highlights

Delivery

The Action Plan identified 40 Resilience Actions, with progress made against almost all of them. Highlights this year include: Completion of Perth & Kinross's first Climate Change Risk and Opportunity Assessment, which looked at risks and opportunities to both the Perth & Kinross Council Area and PKC services and operations; Approval of the Council's Flood Risk Management Cycle 2 Projects in December 2022 and on-going progress delivering nine Cycle 1 and Cycle 2 Flooding Schemes.

- The Tayside Biodiversity Partnership's Ponds for Puddock's community SUDS project has successfully completed Year 2 and was shortlisted for the Nature of Scotland Awards

Review of progress of Top Priority Actions:

As can be seen from Table 13, of the five Priority Actions identified for Resilience, one is complete, two are green and two are amber

Delivery challenges and opportunities

- Resources – both the attraction and retention of suitable staff and the significant inflation in the construction sector has impacted on delivery progress, particularly for flooding with inflationary pressures of upwards of 50% on major planned schemes.
- While the awareness for and priority of resilience and adaptation measures is rising, this strand of action still has lower profile and focus than mitigation.
- There is a challenge to bring together the different key areas of resilience, land use, transport and planning.

Outcomes

Positive outcomes as a result of progressing the Priority Actions:

There has been an increased awareness of the current and future climate impacts on Perth & Kinross to stakeholders and the wider public

The work progressing flooding and scour schemes is helping to protect infrastructure and communities from extreme weather events.

Table 13 Summary of Progress of Resilience Priority Actions

Action Number	Action	RAG Status	Comments
R6	Undertake a strategic climate change risk and opportunity assessment for Perth and Kinross Council Area	Complete	Published on the Climate Action Website
R11	Develop updated roads development guide to resolve conflicts with adoption criteria for SUDS with roads maintenance requirements as well as providing wider resilience benefits (e.g. shading and biodiversity corridors and protection)	A	Initial discussions have taken place with Transportation officers who are scoping out some of the issues to be considered as part of the review, including extensive internal stakeholder liaison. It is likely given the scale of the work that the Council will procure consultancy support to take forward the work.
R12	Develop and implement scour bridge protection programme	G	Scour Assessment programme underway with climate change accounted for. Long term project. Results from Scour Assessments will be used to inform on backlog of high priority works and also Roads Asset Management Plan identifying capital pressures as required.
R24-R34	Continued delivery of Flood Risk Management Cycle 1 Projects and commence Cycle 2 projects.	A	Flood Risk Management 2 projects were approved by the Council in December 2022. Work has been continuing on a number of flooding schemes and design of further schemes, but cost inflation and staff pressures are impacting on overall delivery
R14	Explore the feasibility of a pilot natural flood management site in the Upper Leven Catchment.	G	Being progressed with the Forth Rivers Trust as part of the Loch Leven LENS group with an expected completion date of March 2024

Progress against statutory targets and key KPIs

Under the Climate Change Act (2019), we have a duty to contribute to the delivery of the Scottish Climate Change Action Programme 2, which the actions in the action plan have been developed to align with. This plan does not pose specific targets applicable to local authorities.

Flooding is one of the main physical climate risks to Perth and Kinross. Under the Flood Risk Management Act (2009). We have a duty to deliver Flood Risk Management Plans and report our progress every three years. In December 2022, we assessed 85% of the PKC actions in the flood risk plan are completed or on track.

Table 14 2023 KPI data

KPI	Previous value	Current value	Target
Annual Scotland Adapts Capability Framework score	3.33/12	8.2/12	Mature organisation - 9/12 by 2026
Number of community groups engaged in proactive climate resilience work	27	27	53 (a minimum of one per Community Council Area)
Percentage of PKC's flood risk management plan actions classified on track or completed	85% (2019)	85% (2022)	Not set
Number of Bridge Scour Assessments Undertaken	N/A	N/A	Currently putting together a programme of scour assessments which will allow targets and baseline values to be set

Looking ahead

Actions this year primarily focus on continuing work on the projects in the initial action plan. These include:

- Delivery of Cycle 1 & Cycle 2 Flooding Schemes;
- Progression with bridge scour assessments;
- Further development and promotion of Natural Flood Management in Perth & Kinross;
- Embedding the recommended actions from the Climate Change Risk and Opportunity Assessment into Council operations and contributing to the development of the Scottish Climate Change Adaptation Programme 3.

It is proposed that three actions are removed from the action plan in Year 3. R10, R13 and R31 due to overlap with other actions in the Resilience and Land Use Action Plans.

Theme 7: Education and Engagement

Highlights

Delivery

Significant progress made with staff Carbon Literacy training sessions and certification:

- 121 Council's Officers completing the days training
- 79 achieving full certification through pledge submission.

Ongoing work with Elected Members to have some level of climate training in place. Short Climate Emergency training delivered by KSB. PKC trainer is in talks to arrange full Carbon Literacy for Elected Members.

Ongoing work in schools through a sub-group and considering various themes (waste, active travel, energy reduction) including:

- Creation of monitoring forms to assist with energy efficiency practices, waste and recycling containers and active travel
- New Climate Action Plan template created and circulated to Head Teachers
- Presentations for self-delivery created and shared
- New Employee Resource and Information page launched with links to internal and external support
- Waste composition analysis to be tendered and completed Feb/Mar

The second annual Youth Climate Conference, held on 25 October, was a success. 80 pupils from 9 high schools were in attendance. Conference will return next year as a regular annual fixture.

In 2023, the Team participated in the Innovate UK Net Zero Living Project. Phase 1 of the project involved engagement with communities in Aberfeldy and Tulloch, Perth

Phase 2 project bid submitted for funding to demonstrate how the ideas in Phase 1 would work.

Internal awareness raising through the Staff Climate Cafes is ongoing and dynamic, with a mix of events, guest speakers and workshops.

Review of progress of High Priority Actions:

Action Number	Action	RAC Status	Comments
E6	Develop dedicated CC Hub	G	Launched
E8	Ensure CC is embedded in school curriculum	A	Some progress but requires further attention to ensure continuity across schools
E5	Develop staff and elected member training	G	Good progress with Staff Carbon Literary training sessions and certification; ongoing work with elected members
E19	Deliver Youth Climate Conference	G	Successful event in 2022 and to be repeated October 2023
E17	Input to Corporate campaigns on cost-of-living and energy saving	G	Frequent input via corporate Comms
E14	Maintain presence on social media platforms	G	Web-site running and being developed; regular outputs on FB and X (twitter)
E21	General public engagement via attendance at Market events, Winter Festival etc	G	Ongoing involvement via Events Team

Action Number	Action	RAC Status	Comments
E4	Deliver Climate Literacy training to staff and elected members	G	Successful and ongoing
E19	Youth Climate Conference	G	Second annual event took place on 25, October 2023
E9	Work with schools on carbon emissions and waste	G	Ongoing work between CC reps and ECS to deliver information and materials on the ground and in-person
E10	Public engagement	G	Successful delivery of IUK Phase 1 project in Aberfeldy and Tulloch, Perth; regular attendance at events (Winter Festival, Earth Day market)

Table:15 Progress of high priority actions

Delivery challenges

- Resourcing for in-person events, generally evenings/weekends
- Looking for means to get behaviour change information and good practice through the body of other messaging

Opportunities

- Use of Climate Cafes and Carbon Literacy Training as a means of building general staff awareness and activity
- Giving young people a voice at their own event(s)
- Sharing our good practice with other Local Authorities via expanding networks

Positive outcomes as a result of Priority Actions:

- *Increasing number of Council staff with Carbon Literacy qualification and increased awareness*
- *Providing youngsters with a platform to speak, act and engage with CC staff*
- *Ability to assist during the cost-of-living crisis by providing public engagement events (such as Earth Day Market) and practical support*
- *The youth conference was well received by pupils and teachers that got involved. Attendees expressed their positive feedback on the Council taking action to combat climate change while valuing the views of young people.*

Progress against statutory targets and key KPI's

KPI	Previous value	Current value	Target (April 2023)
Views on Climate Change Webpage	14000	22000	28000
Views on Social Media channels - Facebook	15700	39511	37680
Views on Social Media channels - Twitter	14400	16300	34560

Views on Social Media channels – Instagram	4695	11451	11268
Views on Social Media channels – TikTok	1779	n/a account closed	4269
Number of community groups active on climate change related projects	139	140	
Number of PKC owned schools with eco-school's green flag status	27	27	45 (April 2024)
Staff who have completed the climate change eLearning module	1233	1824	5834

Table 16: 2023 KPI data

Focus for upcoming year

- IUK Phase 2 – if successful will either receive £3.2m for full Demonstrators project or £150k for Pathfinders project.
- Further public engagements, through events and working with the wider communities team including Participatory Budgeting
- Youth conference - evolving the conference in line with the wants of the pupils to make it even more engaging.
- Increased communications focusing on behaviour changes

Theme 8: Governance

Our Governance work this year progressed action against all four key areas of action in the Climate Action Plan. These include:

- Governance and accountability
- Business and performance management
- Objective and target setting
- Sustainable Procurement

Highlights

The Action Plan identified 26 Governance Actions, with progress made against several of them, with some delays associated with the changes to the Council’s organisation structure and Procurement Transformation processes.

Highlights this year include:

- Development of the Impact and Value Assessment Tool for screening the Council’s Reports – helping to identify the full suite of potential opportunities as well as impacts for proposals being developed.
- Launch of the staff Climate Literacy Training Programme, which has of October 2023 seen 121 staff trained, with 79 receiving full certification.
- Development of a new Council Procurement Strategy that includes Climate Change and embedding Climate Change into the Council’s Procurement Transformation Programme.
- Regular meetings of Climate Change Board and working groups monitoring actions and facilitating cross-learning

Delivery

There are three Top Priority Actions within the Governance Theme. Two are currently Green and one is Amber. More widely, of the overall 26 Governance Actions, 11 are status Green, 8 status Amber and 7 status red.

Review of progress of Top Priority Actions:

Table 17: Governance top priority actions

Action Number	Action	RAG Status	Comments
G2	Mainstream climate change into committee procedures and council operations	G	Good progress made in 2023, following finalisation of the internal audit and the completion of the PKC leadership review, Governance procedures will need to reviewed
G7	Measure and develop action plan for our Scope 3 carbon footprint	G	Analysis undertaken of the Council’s 20/21, 21/22, and 22/23 procurement spend. Final consultant results due in November 2023.
G20	Build capacity of procurement and contract management staff around ensuring climate change is appropriately considered in procurement and delivery processes	A	Progressed as possible with limited resources

Delivery challenges and opportunities

- The Council is currently undergoing a leadership transformation that is both a challenge and an opportunity. It has delayed the embedding of certain processes and procedures, but once it is completed including appointing a strategic climate change lead, the revised structure and clear definition of roles should allow for improved climate action accountability.
- The new Impact and Value Assessment Tool has the potential to be transformative in terms of capturing climate change opportunities and mitigating potentially negative impacts on climate change. This will require an operational change to use it has a proposal development tool rather than a post-development screening tool.
- Procurement national legislative framework is out of synch with climate change ambition; with more of a focus on cost saving than carbon saving targets.
- There is an opportunity for the Council to be more creative and confident in designing procurement processes that give greater weighting to sustainability – test the norms and demonstrate what a successful sustainable procurement project looks like via case study development and promote this to a wider audience to act as influence as was done for the new Residual Waste Tender or the Cross Tay Link Road.

Outcomes

Positive outcomes as a result of Priority Actions:

- Increased staff training and capacity with respect to Climate Change;
- Increased ability to monitor the impact of climate change proposals;
- Improved organisational capacity around Climate Change

Progress against statutory targets and key KPIs

There are no statutory targets related to the Governance theme, but there are statutory reporting duties through the Public Sector Reporting Duty related to Scope 3 emissions from procurement for which a mechanism to measure them is being finalised. An assessment tool has been developed to link climate change into budget and financial procedures.

Looking ahead

There are several priority actions for next year. These include:

- Continuing to mainstream climate change into committee procedures and council operations, with a particular focus on adapting measures post-Leadership review and embedding the Impact and Value and Assessment Tool.
- Using the results of the Scope 3 Purchased Goods & Services to help identify and develop priority areas for procurement changes.
- Using the Corporate Procurement Strategy refresh to build in more on sustainable assessment and build capacity within the Procurement team and also build this into job descriptions for procurement post
- Using the Climate Change Strategy to be a pilot strategy for early inclusion into the new corporate performance management system

KPI	Previous Value	Current value	Target
Scope 3 Emissions – Procured goods and services and capital works	Not yet measured	Not yet measured	To be set
% of Members and senior officers who have undertaken Climate Literacy training	Not yet measured	20%	100% by September 2023
% of staff who have undertaken climate change awareness training (in person or online)	21%	36%	80% by September 2023
% of staff who have climate change included in job description	1% (2022)	1% (2023)	No target set
Climate Change Assessment Tool (CCAT) Overall Score	51% (2022)	61% (2023)	85% by 2026