



## QUARTERLY MONITORING REPORT

*Covering the activities and performance in support of the Local Fire and Rescue Plan for Perth & Kinross.*



**SCOTTISH**  
FIRE AND RESCUE SERVICE  
Working together for a safer Scotland

**Quarter Three: 2021/22**

**Working together  
for a safer Scotland**



## **ABOUT THE STATISTICS IN THIS REPORT**

The activity totals and other statistics quoted in this report are provisional in nature and subject to change as a result of ongoing quality assurance and review.

Because all statistics quoted are provisional there may be differences in the period totals quoted in our reports after original publication which result from revisions or additions to the data on our systems.

From 2015-16 onwards responsibility for the publication of end-year statistical data transferred from the Scottish Government to the SFRS. This change of responsibility does not affect the status of the figures quoted in this and other SFRS reports presented to the Committee.

<b>TABLE OF CONTENTS</b>	<b>PAGE</b>
<b>Introduction</b>	5
<b>Quarterly Performance Summary</b>	6
<b>Quarterly Performance Highlights</b>	7
<b>Priority 1 - Improving Fire Safety in The Home</b>	8
HI 1 – Accidental Dwelling Fires (ADF)	8
HI 2 – ADF Fatal Casualties	8
HI 3 – ADF Non-Fatal Casualties	8
<b>Priority 2 - Improving Fire Safety and Resilience in the Business Community</b>	10
HI 4 - Non-Domestic Building Fires	10
HI 5 – Fatal Casualties in Non-Domestic Buildings	10
HI 6 – Non-Fatal Casualties in Non-Domestic Buildings	10
<b>Priority 3 - Minimising the Impact of Unintentional Harm</b>	12
HI 7 – Road Traffic Collision (RTC) Incidents	12
HI 8 – Fatal RTC Casualties	12
HI 9 – Non-Fatal RTC Casualties	12
<b>Priority 4 - Reducing Unwanted Fire Alarm Signals</b>	14
HI 10 – Unwanted Fire Alarm Signals (UFAS)	14
<b>Priority 5 - Reducing Deliberate Fires</b>	16
HI 11 – Deliberate Primary Fires	16
HI 12 – Deliberate Secondary Fires	16
<b>Priority 6 - Effective Risk Management and Operational Preparedness</b>	18
<b>Activity Update</b>	
APPENDIX 1: COMMUNITY SAFETY ENGAGEMENT PROGRAMMES	19
APPENDIX 2: NOTABLE INCIDENTS / EVENTS	21

This page is intentionally blank

## INTRODUCTION

This quarter three monitoring report covers the SFRS's performance and activities in support of the six priorities in the Local Fire and Rescue Plan for Perth & Kinross, namely:

- Priority 1 - Improving fire safety in the home
- Priority 2 - Improving fire safety and resilience in the business community
- Priority 3 - Minimising the impact of unintentional harm
- Priority 4 - Reducing unwanted fire alarm signals
- Priority 5 - Reducing deliberate fires
- Priority 6 - Effective risk management and operational preparedness













As well as supporting the six priorities in the Local Fire and Rescue Plan for Perth & Kinross, this monitoring report shows how SFRS activities and performance contribute to the wider priorities of the Perth & Kinross Council Community Planning Partnership (CPP), as set out in the Perth & Kinross Community Plan (LOIP).

The figures in this report are provisional, to provide the Committee with the SFRS's direction of travel in the Perth & Kinross area, in terms of performance against headline indicators and targets. Most figures will not change; however, members should note that there may be some small variations for some indicators when the final confirmed figures are published by the SFRS.




The Perth & Kinross Council Housing and Communities Committee agreed the new Local Fire and Rescue Plan for Perth & Kinross on 2 December 2020, covering a three-year period. In support of delivering the priorities in this plan, 12 headline indicators and targets have been set, and form the basis of this quarterly monitoring report.

## PERFORMANCE SUMMARY

The table below provides a summary of quarter three activity and year to date (YTD) performance against Headline Indicators and annual targets. It aims to provide, at a glance, our direction of travel during the current reporting year.

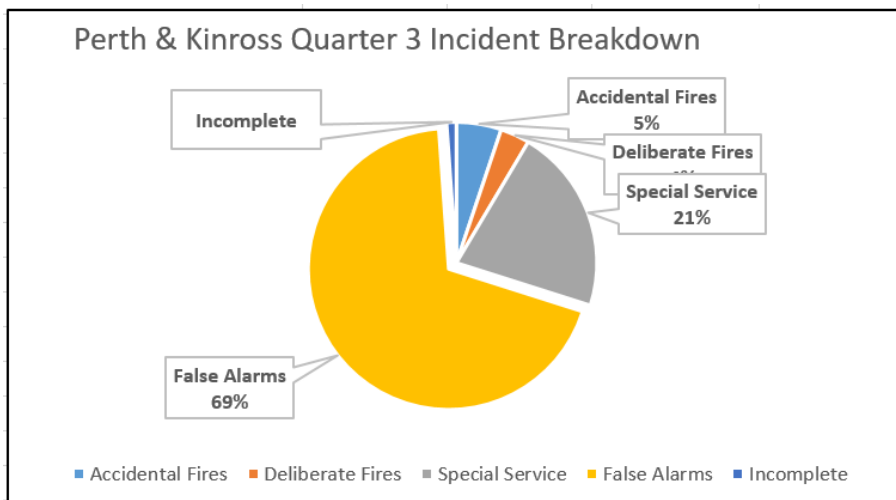
<p><b>HI 1</b> Accident Dwelling Fires (ADF)</p>  <p>Q3 – 23 Incidents YTD – 74 Incidents Annual Target – 104 Incidents</p>	<p><b>HI 2</b> ADF Fatal Casualties</p>  <p>Q3 – 0 YTD – 0 Annual Target – 0</p>	<p><b>HI 3</b> ADF Non-Fatal Casualties</p>  <p>Q3 – 4 YTD – 12 Annual Target – 18</p>
<p><b>HI 4</b> Non-domestic Building fires</p>  <p>Q3 – 11 Incidents YTD – 36 Incidents Annual Target – 53 Incidents</p>	<p><b>HI 5</b> Fatal Casualties in Non-Domestic Building Fires</p>  <p>Q3 – 0 YTD – 0 Annual Target – 0</p>	<p><b>HI 6</b> Non-Fatal Casualties in Non-Domestic Building Fires</p>  <p>Q3 – 0 YTD – 0 Annual Target – 2</p>
<p><b>HI 7</b> Road Traffic Collision (RTC) Incidents</p>  <p>Q3 – 29 Incidents YTD – 58 Incidents Annual Target – 83 Incidents</p>	<p><b>HI 8</b> Fatal RTC Casualties</p>  <p>Q3 – 2 YTD – 4 Annual Target – 0</p>	<p><b>HI 9</b> Non-Fatal RTC Casualties</p>  <p>Q3 – 21 YTD – 37 Annual Target – 70</p>
<p><b>HI 10</b> Unwanted Fire Alarm Signals</p>  <p>Q3 – 156 Incidents YTD – 508 Incidents Annual Target – 528 Incidents</p>	<p><b>HI 11</b> Deliberate Primary Fires</p>  <p>Q3 – 7 Incidents YTD – 23 Incidents Annual Target – 29 Incidents</p>	<p><b>HI 12</b> Deliberate Secondary Fires</p>  <p>Q3 – 8 Incidents YTD – 69 Incidents Annual Target – 80 Incidents</p>

### Year-to-Date Legend

	Below headline target
	Less than 10% above headline target
	More than 10% above headline target

## PERFORMANCE HIGHLIGHTS

During Quarter three (October - December) the SRFS attended a total of 496 incidents across Perth & Kinross.

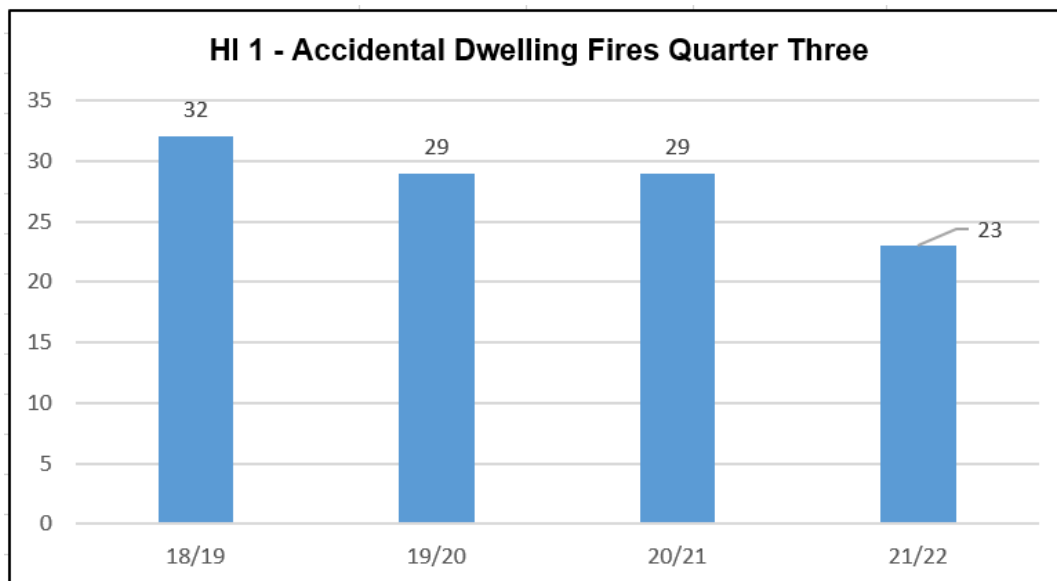


Of the 12 headline indicators and targets, the following performance should be noted for Quarter three 20/21:

- The number of **Accidental Dwelling Fires (ADF's)** continues to decrease in the long term, reporting the lowest YTD number of ADFs in the last three years. During Quarter three, there were 23 incidents against an average of 29. The performance during quarter three reflects a decrease on same quarter last year (28).
- There were no **ADF Fatal Casualties**
- The number of **ADF Non-fatal Casualties** (4) which is equal to the three year average.
- The number of **Non-Domestic Building fires** (11) is reflecting a decrease for this quarter, last quarter and three-year average (29). There were no fatal casualties and no non-fatal casualties reported for quarter three in non-domestic building fires.
- The number of **Road Traffic Collisions** for quarter three is reflecting an increase against the three-year average for this quarter (29 against 25). We are currently on track for achieving our annual target. There were two **Fatal RTC Casualties** reported for this quarter whilst **Non-Fatal RTC Casualties** is reporting 21. The number of RTC and casualties has steadily risen through all quarters during 21/22.
- The number of **Unwanted Fire Alarm Signals (UFAS)** caused by automatic fire alarms (AFAs) in non-domestic buildings reports an increase, 156 against a three-year average of 150. We will not achieve the 21/22 annual target of 528 reflecting on the YTD figure of 508.
- The number of **Deliberate Primary Fires** is slightly below the three-year average (7 incidents against 8). YTD the numbers are similar and slightly lower, reflective over the past three years. The number of **Deliberate Secondary Fires** is reporting a decrease for this quarter 8 against an average of 19. Q1 figures of 45 have pushed us closer to our annual target.

# PRIORITY 1 - IMPROVING FIRE SAFETY IN THE HOME

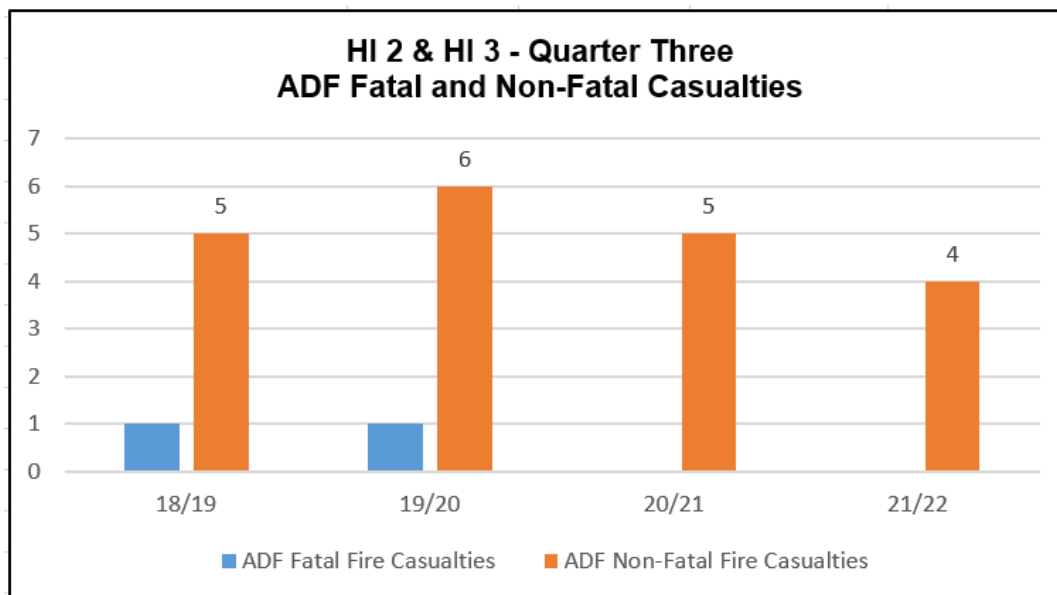
## HI 1 – Accidental Dwelling Fires (ADF)



**Table 1: Year to Date (April - December) Performance**

	18/19	19/20	20/21	21/22	Annual Target
<b>H1: ADF's</b>	87	93	74	<b>74</b>	104

## HI 2 - ADF Fatal Casualties & HI 3 - ADF Non-Fatal Casualties



**Table 2: Year to Date(April - December) Performance**

	18/19	19/20	20/21	21/22	Annual Target
<b>H2: ADF Fatal Casualties</b>	1	1	0	<b>0</b>	0
<b>H3: ADF Non-Fatal Casualties</b>	10	28	15	<b>12</b>	18



### **Indicator Description**

The largest single type of primary fire in Perth & Kinross is ADF in the home and their prevention is a key focus of the Service's community safety activity.

#### HI 1 – Accidental Dwelling Fires

As a headline target, the aim is to reduce the rate of ADF's, in a growing Perth & Kinross population, by keeping these fires **below 104**, each year.

#### HI 2 – ADF Fatal Casualties

This indicator counts those people for whom fire has been clearly identified as the cause of death, even if they die some-time after the actual fire. Those who die at, or after, the fire but where fire is **not** identified as the cause of death are not included in these figures. As a headline target, the aim is to have **Zero ADF Fatal Casualties**, in Perth & Kinross each year.

#### HI 3 – ADF Non-Fatal Casualties

This headline target counts all types of non-fatal fire injury in the home, including precautionary checks. As a headline target, the aim is to reduce the risk of injury from fire in the home, in an increasing Perth & Kinross population, by keeping fire injuries **below 18**, each year.

### **What we aim to Achieve**

As well as helping to deliver Priority One: *Improving Fire Safety in the Home*, meeting the headline targets will also support a long-term vision in the Perth & Kinross LOIP.

We also link this headline target to improving the following Perth & Kinross LOIP objectives:

- Developing educated, responsible and informed citizens
- Supporting people to lead independent, healthy and active lives
- Creating a safe and sustainable place for future generations

### **Performance Management**

There were 23 ADF's reported during quarter three, which reflects a decreased number of fires for the same quarter last year which was (25) and the three-year average (29). The fire damage in 15 incidents was reported as low level recording no heat or smoke damage. No households sustained significant damage. Of the 23 incidents, 16 had previously been fitted with smoke detection of which 11 operated and gave early warning to the occupiers. The total number of ADF's continues to decrease in the long term, currently we are reporting the equal lowest number of fires for the last five years, as a result of a number community safety initiatives delivered through ourselves and partnership working. We are therefore showing **Green** for achieving the HI 1 annual target.

There was no ADF Fatal Casualties during quarter three. We are therefore showing **Green** for achieving the HI 2 annual target. There were four ADF Non-Fatal Casualties during quarter three, two received first aid on scene and the remaining two received a preliminary check-up by SAS but not admitted to hospital. We are showing **Green** against the HI 3 annual target. Within Perth & Kinross we will continue to work with our partners to ensure we positively contribute to reducing the risk to our communities and staff by analysis of our operational activities and targeting those most at risk and vulnerable, particularly around unintentional harm in the home. These targeted initiatives will continue to develop and improve as we move forward together to ensure we provide the most appropriate support for our communities with regard to unintentional harm.

## PRIORITY 2 – IMPROVING FIRE SAFETY AND RESILIENCE IN THE BUSINESS COMMUNITY

### HI 4 - Non-Domestic Building Fires

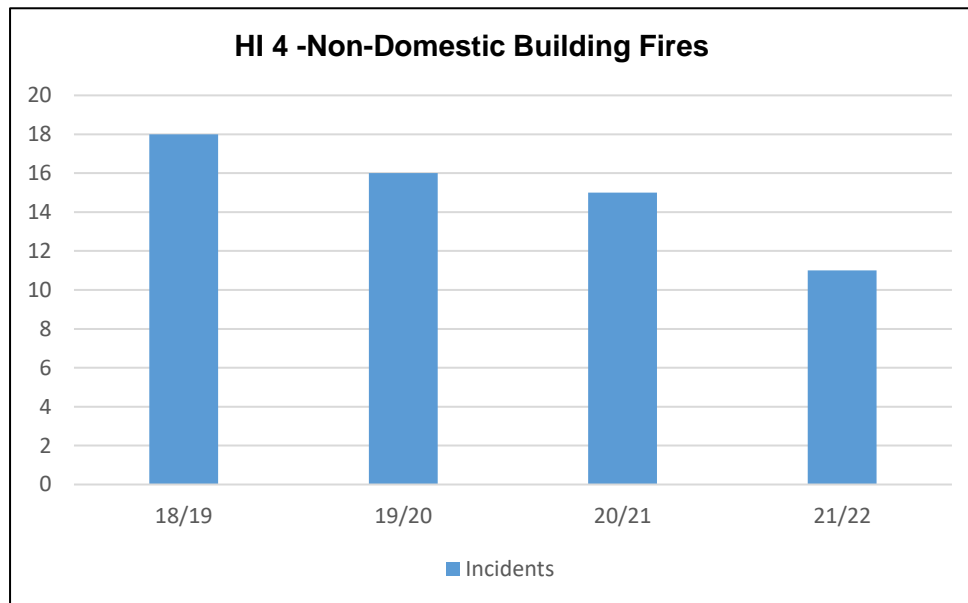


Table 3: Year to Date (April - December) Performance

	18/19	19/20	20/21	21/22	Annual Target
<b>H4: Non-domestic Building Fires</b>	42	50	34	<b>36</b>	53

### HI 5 – Fatal Fire Casualties in Non-Domestic Buildings & HI 6 – Non-Fatal Fire Casualties in Non-Domestic Buildings

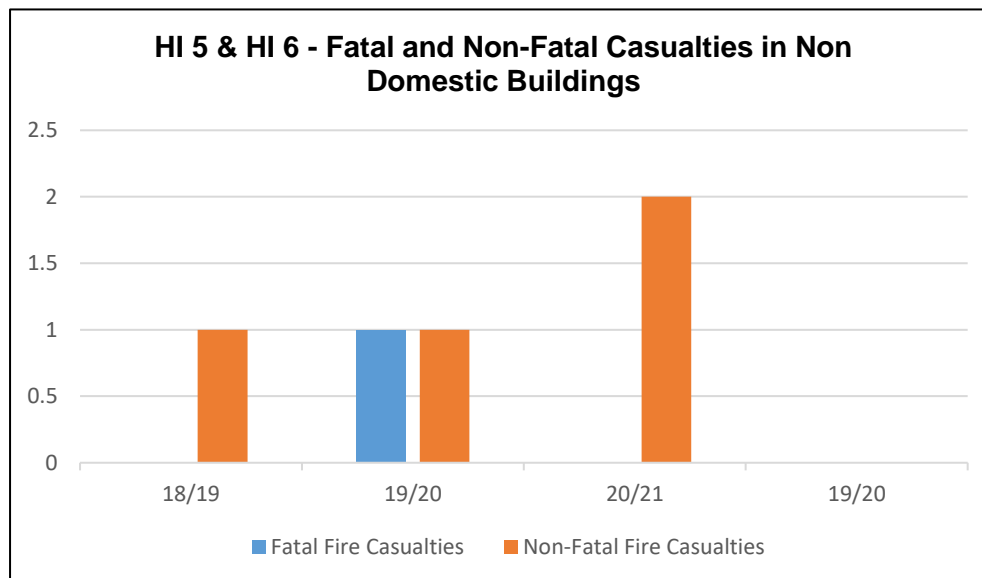


Table 4: Year to Date (April - December) Performance

	18/19	19/20	20/21	21/22	Annual Target
<b>H5: Fatal Fire Casualties</b>	0	1	0	<b>0</b>	0
<b>H6: Non-Fatal Fire Casualties</b>	1	1	2	<b>0</b>	6

### Indicator Description

These headline indicators and targets cover the types of non-domestic buildings applicable to Part 3 of the Fire (Scotland) Act 2005 ('The Act') (e.g. care homes, hotels and hospitals etc.) and is designed to reflect the effectiveness of fire safety management in respect of these types of buildings.

#### HI 4 - Non-Domestic Building Fires Applicable to the Act

As a headline target, the aim is to reduce the rate of fires in non-domestic buildings (where The Act applies), by keeping these fires **below 53**, in Perth & Kinross each year.

#### HI 5 – Fatal Fire Casualties in Non-Domestic Building Fires Applicable to the Act

This indicator counts those people for whom fire has been clearly identified as the cause of death, even if they die sometime after the actual fire. Those who die at, or after, the fire but where fire is **not** identified as the cause of death are not included in these figures. As a headline target, the aim is to have **Zero Fatal Fire Casualties** in non-domestic buildings applicable to the Act, in Perth & Kinross each year.

#### HI 6 – Non-fatal Fire Casualties in Non-Domestic Building Fires Applicable to the Act

This headline target counts all types of non-fatal fire injury in non-domestic buildings, including precautionary checks. As a headline target, the aim is to reduce risk of injury from fire in non-domestic buildings, by keeping fire injuries **below 6**, in Perth & Kinross each year.

### What we aim to Achieve

As well as helping to deliver Priority Two: *Improving Fire Safety and Resilience in the Business Community*, we also link this headline target to improving the following Perth & Kinross LOIP outcomes:

- Promoting a prosperous, inclusive and sustainable economy
- Supporting people to lead independent, healthy and active lives
- Creating a safe and sustainable place for future generations

### Performance Management

There were 11 fires in non-domestic buildings during quarter three which reflects an increase from the same quarter last year which was (6). YTD there is a decrease against the three-year average 36 against 42. Within eight incidents there was no heat or smoke damage and within the remaining three, none of them were subjected to fire damage over five square meters. This therefore is showing **Green** against the HI 4 annual target to date.

There were no Non-Domestic Fatal Fire Casualties and no Non-Domestic Casualties during quarter three. YTD, we are showing **Green** against the HI 6 annual target.

The COVID pandemic restrictions have impacted our ability to undertake fire safety audits within commercial buildings. In total, 47 fire safety audits were completed during Q3. 39 in care homes and two in licenced premises. Some of the audits completed were undertaken remotely, this was particularly evident within care homes and hospitals. A great deal of fire safety enforcement activity involved the engagement with local businesses to ensure they were maintaining safety critical procedures during these uncertain times. There were no enforcement/formal notices issued during this period and we are also on track for completing our framework audits in quarter four.

Fire Safety Enforcement Officers (FSEO's) will continue to provide the most appropriate level of support to local businesses to enable suitable and timely legislative fire safety guidance and enforcement to be undertaken. We also continue to engage with business forums to ensure the right level of information is given to the business community.

## PRIORITY 3 – MINIMISING THE IMPACT OF UNINTENTIONAL HARM

### HI 7 – Road Traffic Collision (RTC) Incidents

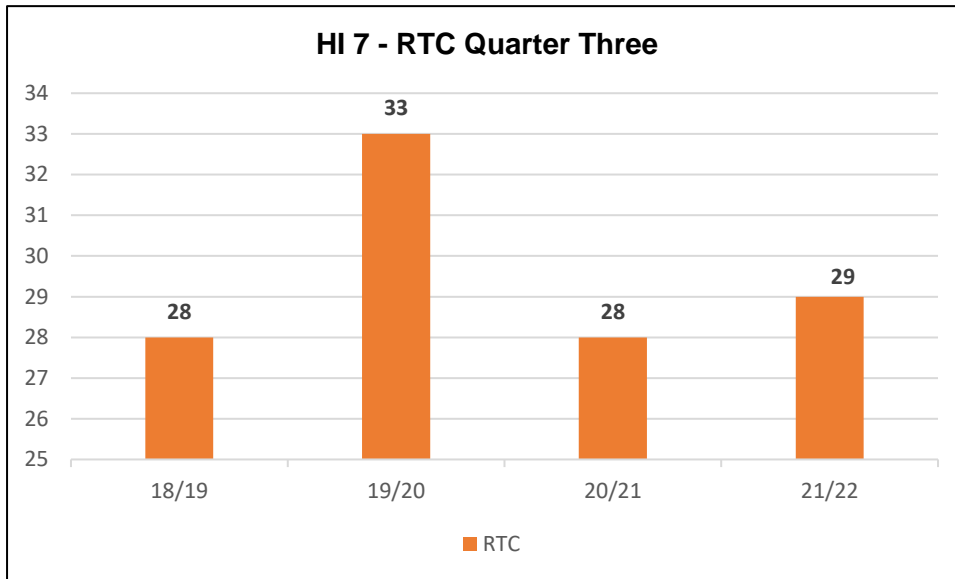


Table 5: Year to Date (April - December) Performance

	18/19	19/20	20/21	21/22	Annual Target
H7: RTC Incidents	68	71	45	58	83

### HI 8 – Fatal RTC Casualties & H9 – Non-Fatal RTC Casualties

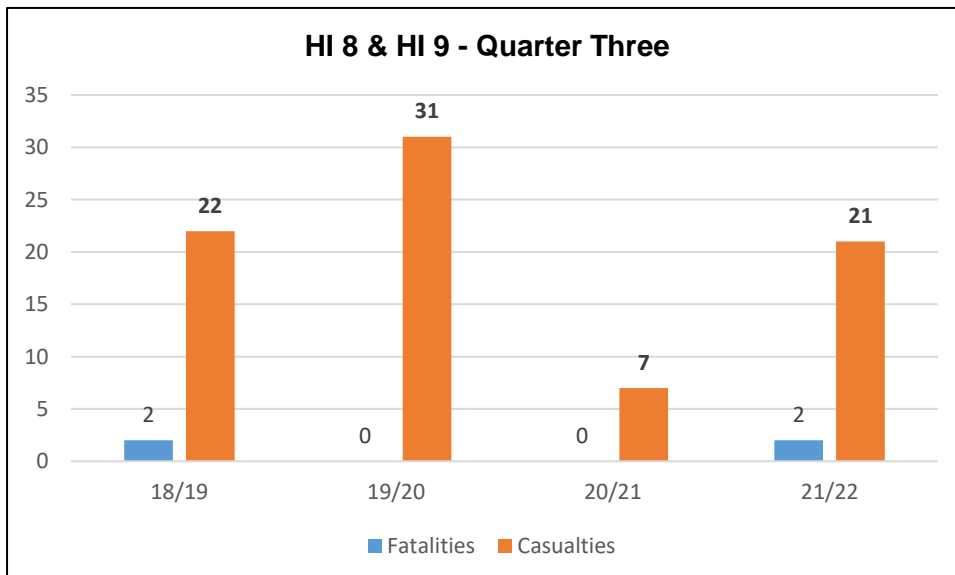


Table 6: Year to Date (April - December) Performance

	18/19	19/20	20/21	21/22	Annual Target
H8: Fatal RTC Casualties	6	1	0	4	0
H9: Non-Fatal RTC Casualties	61	59	16	37	70

### Indicator Description

The SFRS has become increasingly involved in more non-fire related prevention work, in support of its role in promoting the wider safety and well-being of its communities, including minimising the impact of unintentional harm. The headline indicators and targets reflect the fact that most of non-fire related incidents attended by the SFRS in Perth & Kinross are RTC Incidents.

#### HI 7 - RTC Incidents

As a headline target, the aim is to reduce the rate of RTC incidents, by keeping them **below 83** each year.

#### HI 8 – Fatal RTC Casualties

As a headline target, the aim is to reduce the risk of death from RTC's in Perth & Kinross, by keeping them **at Zero** each year.

#### HI 9 - Non-fatal RTC Casualties

As a headline target, the aim is to reduce the risk of injury from RTC's in Perth & Kinross, by keeping non-fire injuries **below 70** each year.

### What we aim to Achieve

As well as helping to deliver Priority Three: *Minimising the Impact of Unintentional Harm*, we also link these headline targets to improving the following Perth & Kinross LOIP outcomes:

- Developing educated, responsible and informed citizens
- Supporting people to lead independent, healthy and active lives
- Creating a safe and sustainable place for future generations

### Performance Management

We attended 29 RTC Incidents, to assist with safety of the incident scene and release/extricate occupants trapped in the vehicles as a result of a collision. This is reporting an increase on the same quarter last year (28) and last quarter (18). Of the 29 incidents attended 10 incidents required more technical extrication to release casualties and at 15 incidents persons were released and we made the scene safe. Although the Q3 numbers are high, YTD we are showing **Green** for achieving the HI 7 annual target.

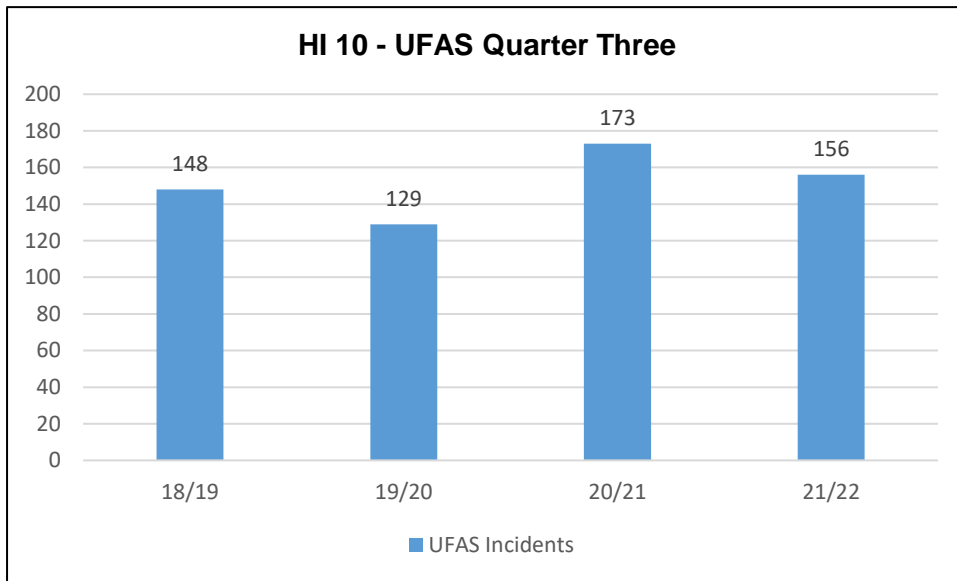
Of all the RTC Incidents we attended during quarter three there were two recorded fatalities, therefore we are showing **Red** for the HI 8 annual target.

Of the 29 RTC Incidents we attended during quarter three there were 21 non-fatal casualties which reflects a decrease (23%) on the same quarter last year (31). YTD we are reporting 37 non-fatal casualties which is the lowest Q3 figures for the last five years, therefore we are showing **Green** for achieving the HI 9 annual target.

This type of incident accounts for around 3% of all incidents and 16% of all special service incidents attended this quarter. However, these types of incidents account for a high number of casualties every year which requires a multi-agency partnership approach to reduce these risks to people on our roads. Road Safety within Perth & Kinross has established a Road Safety Partnership to ensure we review our current position. This multi-agency group is reviewing this area of work locally with a view to establishing priorities for the partnership moving forward which will influence the content of Perth and Kinross Road Safety plan and subsequent actions. The Road Safety Plan is now in place which is supported by an annual action plan. These actions will ensure we work, as a partnership, towards integrating Road Safety initiatives that will reduce the impact of this type of incident locally. An example of this is project EDWARD which was delivered at Pitlochry and Aberfeldy fire stations in partnership with Police Scotland. Also as we move into the COVID recovery phase we are planning our virtual reality goggle strategy which will be primarily aimed at young adults.

## PRIORITY 4 - REDUCING UNWANTED FIRE ALARM SIGNALS

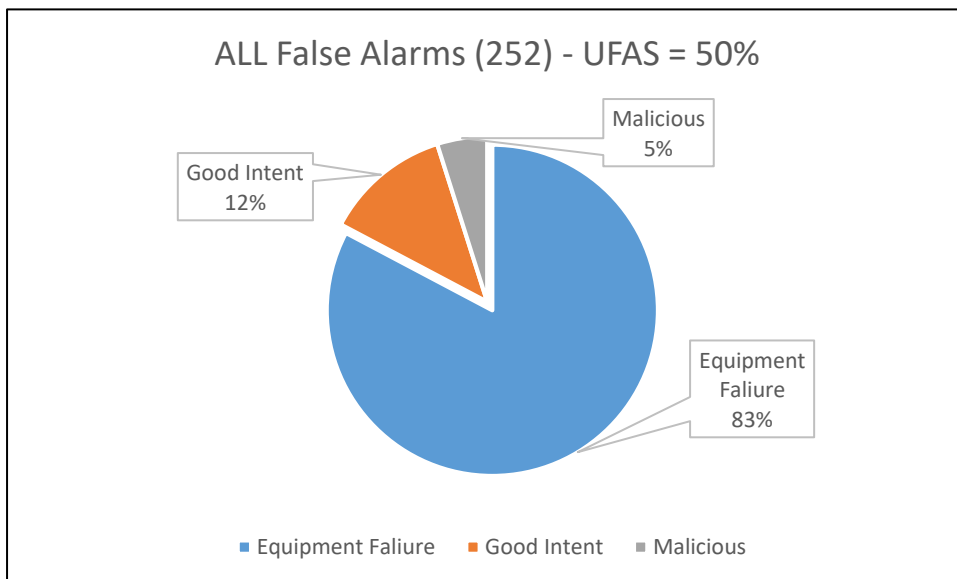
### HI 10 – Unwanted Fire Alarm Signals



**Table 7: Year to Date (April - December) Performance**

	18/19	19/20	20/21	21/22	Annual Target
<b>HI 10: UFAS Incidents</b>	479	428	447	508	528

### All False Alarms for Year to Date



### Indicator Description

Automatic Fire alarms (AFA) are fundamental to providing early warning from fire, giving people the chance to evacuate safely. However, to be effective, they must be properly installed and maintained, and a good fire safety management regime must be in place by the duty holder, so they do not activate when there is no fire.

Every Unwanted Fire Alarm Signal (UFAS) from an AFA has an impact in terms of unnecessary blue light journeys, redirecting SFRS resources away from other activities such as community safety work and causing considerable disruption to businesses.

#### HI 10 – Unwanted Fire Alarm Signals (UFAS)

As a headline target, the aim is to improve fire safety management and awareness, by reducing the number of attendances to unwanted fire alarm signals (UFAS) from automatic systems in non-domestic buildings to **less than 528** each year.

### What we aim to Achieve

As well as helping to deliver Priority Four: *Reducing Unwanted Fire Alarm Signals*, we also link this headline target to improving the following Perth & Kinross LOIP outcome:

- Promoting a prosperous, inclusive and sustainable economy

### Performance Management

During quarter three 2021/22, SFRS were called out to 156 UFAS incidents from a total of 307 False Alarms. In total, UFAS accounted for 32% of our total operational demand.

As previously discussed and reported, the SFRS undertook a full review of how and why we respond to automated fire alarm signals as ever-increasing numbers throughout Scotland are impacting how we deliver services to our communities. The review developed four options, three of which would reduce our attendance at different levels. The options were part of a public consultation released in Q2 and closed in Q3.

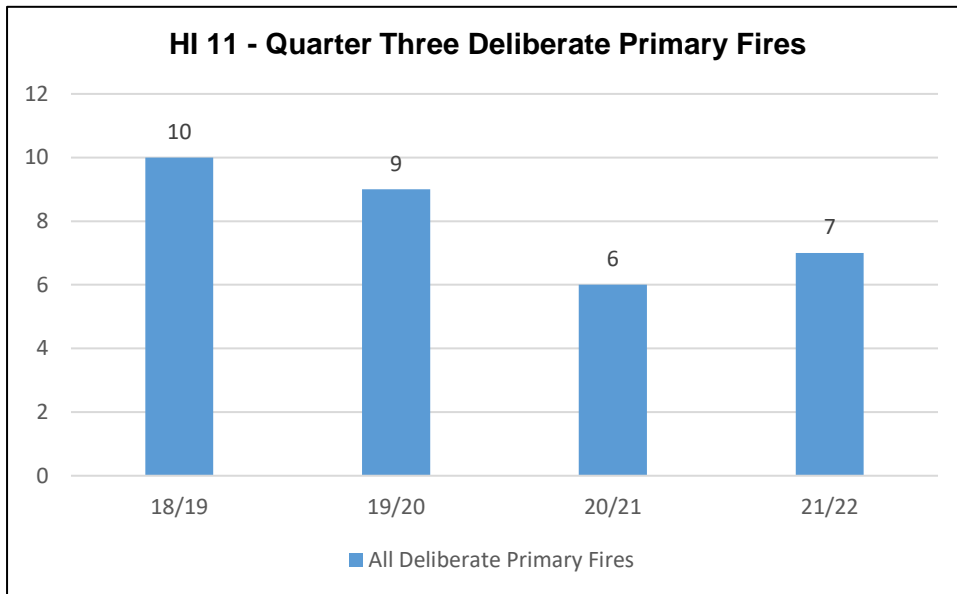
To deliver this new strategy on how we mobilise to fire alarm signals we will be developing a framework, writing policies and undertaking training internally and externally. This will also involve working collaboratively with schools, colleges, universities and the NHS along with any others that routinely experience large numbers of activations. We plan to deliver this new approach around Q1 2023. In the meantime, we will be engaging with our partners updating them of the changes and continue to advise them how to minimise their fire alarm activations. The table below lists the 5 property types that had persistent call-outs due to UFAS during quarter Three. When analysed further, it is the same property types that are causing UFAS in Perth & Kinross and nationally, the picture is very similar.

Property Types - UFAS	21/22 Q3
Residential Care- Nursing Home	15
Education – Secondary and Primary	25
Retail Shop	12
Hospital and Medical Care	10
Office and Call Centre	7

During quarter three our operational crews continued to investigate the cause of every UFAS event to ensure the appropriate level of engagement with the duty holder when in attendance at these call-outs. Every UFAS incident SFRS attends is used as an opportunity to educate the duty holder about the impact UFAS has on their businesses, the community and the Fire and Recue Service.

Based on the annual UFAS Target we have set we are currently showing **Red** against the HI 10 annual target.

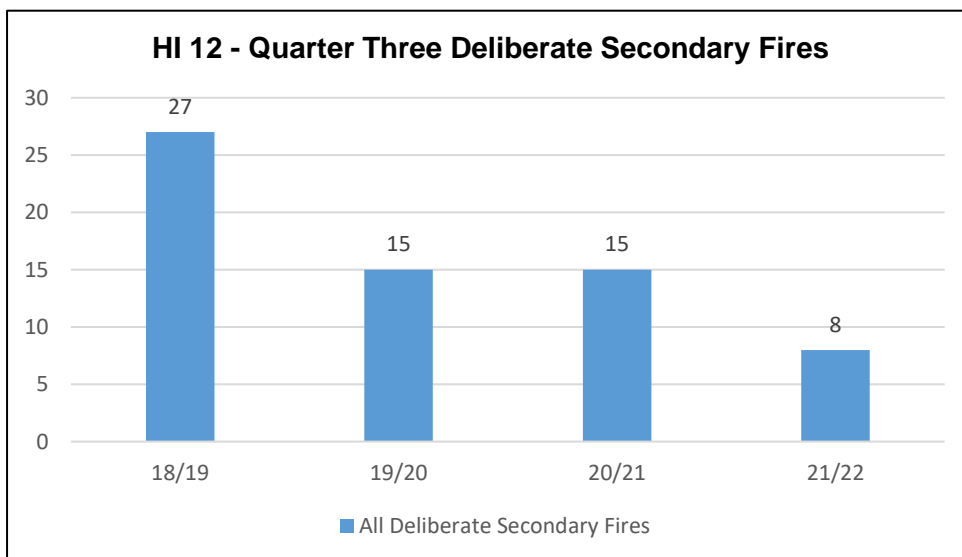
## PRIORITY 5 – REDUCING DELIBERATE FIRES



**Table 8: Year to Date (April- December) Performance**

	18/19	19/20	20/21	21/22	Annual Target
<b>HI 11: Deliberate Primary Fires</b>	21	25	25	23	29

### HI 12 – Deliberate Secondary Fires



**Table 9: Year to Date (April- December) Performance**

	18/19	19/20	20/21	21/22	Annual Target
<b>HI 12: Deliberate Secondary Fires</b>	90	72	52	69	80



### **Indicator Description**

These headline and indicators targets account for all types of fire that are believed to have been started intentionally, and are categorised as Deliberate Primary Fires and Deliberate Secondary Fires.

#### HI 11 – Deliberate Primary Fires

These deliberate fires cover the following types:

- Fires in the home
- Fires in non-domestic buildings
- Fires in motor vehicles

As a headline target, the aim is to reduce the rate of deliberate primary fires in Perth & Kinross by keeping these fires **below 29** each year.

#### HI 12 – Deliberate Secondary Fires

These deliberate fires cover the majority of outdoor fires including grassland and refuse fires and include fires in derelict buildings, but not chimney fires. As a headline target, the aim is to reduce the rate of deliberate secondary fires in Perth & Kinross by keeping these fires **below 80** each year, this exceeds the annual target.

### **What we aim to Achieve**

As well as helping to deliver Priority Five: *Reducing Deliberate Fires*, we also link this headline target to improving the following Perth & Kinross LOIP outcomes:

- Developing educated, responsible and informed citizens
- Promoting a prosperous, inclusive and sustainable economy
- Supporting people to lead independent, healthy and active lives
- Creating a safe and sustainable place for future generations

### **Performance Management**

There were seven deliberate primary fires reported during quarter three, which is below average (8). We are reporting a similar number of fires as the incidents remain relatively low within Perth and Kinross in the long term. Three of the incidents were car fires, two garden sheds, a bottle bank and the other was within Perth Prison. Due to the steady figures throughout Q1 and Q2 we are therefore showing **Amber** against HI 11 annual target.

There were eight deliberate secondary fires reported during quarter three which is lower in comparison to the same quarter in 2019/20 where there were 15 incidents. This also reflects a slight decrease on the three-year average for this quarter which is 19 incidents. The majority of these incidents were in the Perth City area. Due to the high numbers experienced in Q1 (45) we are showing **Red** against the HI 12 annual target against year to date.

During the last few months we have continued to work with partners to reduce the number of all deliberate fire incidents albeit the current COVID pandemic has limited these activities. This proactive approach particularly around youth engagement to endeavours to reduce the number of deliberate fires, particularly secondary fires, as part of a wider youth awareness education initiative. These included working with local schools to reduce this type of unacceptable, anti-social behaviour. This along with national campaigns within the Autumn Season, this will help to reduce this risk locally. There is a continual programme of input each quarter with regard deliberate fire raising, alongside other educational safety programmes, across Perth and Kinross particularly around the Perth City area.

## PRIORITY 6 – EFFECTIVE RISK MANAGEMENT AND OPERATIONAL PREPAREDNESS

### Description

Risk Management and operational preparedness is a key area of work for the SFRS. In Perth & Kinross, this means:

- Knowing what the risks are in Perth & Kinross and then making plans, so we are resilient to respond to any event.
- Being prepared to respond to national threats or major emergencies.
- Developing flexibility to deploy crews, to take on a broadening role within the community.
- Firefighters being quipped to deal with emergencies safely and effectively and our stations being in a constant state of readiness.
- Safe, secure, vibrant and sustainable communities
- An inclusive and sustainable economy
- An enhanced, protected and enjoyed natural and built environment
- Improved physical, mental and emotional health and well-being

### What we aim to Achieve

As well as helping to deliver Priority Six: *Effective Risk Management and Operational Preparedness*, our activities also support improving the following Perth & Kinross LOIP objectives:

- Developing educated, responsible and informed citizens
- Promoting a prosperous, inclusive and sustainable economy
- Supporting people to lead independent, healthy and active lives
- Creating a safe and sustainable place for future generations

### Activity

During Quarter Three 2021 (October - December), we have delivered our quarterly training commitment to operational firefighters, whereby we trained and confirmed their preparedness to deal with:

- Extrication Techniques (RTC)
- Breathing Apparatus
- Trauma and Medical Emergencies
- Water and Ice Rescues
- Casualty Care
- Sleeping Risks

Firefighters continue to conduct Operational Intelligence visits to sites within their station area (Covid-19 dependant) so that they are familiar with the associated risks and hazards and, if required, can take effective actions in dealing with incidents at these sites. They also continue to conduct Home Fire Safety Visits, with an action plan implemented to ensure that all High-Risk properties were visited and telephone contact made with all Medium and Low Risk properties.

We are maintaining our staff re-integration programme for day staff to be fully proficient to provide operational resilience should we suffer staff shortages due to Covid-19. We continue to deliver Covid-19 Risk Critical courses in-line with Scottish Government guidelines which will be essential training only where the subject has been deemed risk critical. As some courses had to be cancelled due to Covid, we are preparing to identify and schedule these back in as soon as this is workable.

Specific Incident Command, Breathing Apparatus & Compartment Fire Behaviour Training and Driver Training courses continue, ensuring stations are staffed appropriately to meet the needs of our communities. Our Trainee Firefighter yearly assessments are also continuing to ensure that they are developing their skills in line with their 3-year Modern Apprenticeship.

We are also continuing our advertising campaign with a view of filling a number of vacant posts within our retained and volunteer stations. Interviews are programmed in for January 2022.

## APPENDIX 1: COMMUNITY SAFETY ENGAGEMENT PROGRAMMES

This section provides details of Community Safety Engagement initiatives undertaken within Perth & Kinross during the third quarter of 2021-23. The Safer Communities Partnership work together to continually provide various community safety messages, education, training and support. This implements risk reduction strategies to support our communities, particularly those most vulnerable. Working collaboratively also supports the priorities in the Local Fire and Rescue Plan and the wider Perth & Kinross Council Community Planning Partnerships priorities. Unfortunately COVID restrictions have heavily impacted the way we carry out our engagement activities so much of it particularly through quarter three has been remote engagement through MS Teams etc.


Some examples this quarter are:




The law regarding domestic smoke detection is changing on 1<sup>st</sup> February 2022. Much of the advertising by the Scottish Government was undertaken during Q3. This has resulted in a very high number of enquiries to the SFRS nationally and locally where advice has been given. Our community teams have prioritised and met with many community groups within PKC to discuss the changes.



In general, we have low attendance figures within Perth and Kinross with regards to Bonfires. Every year we continue and develop our collaborative partner approach leading up to the 5<sup>th</sup> November. Working with Police Scotland and the Community Wardens we delivered presentation packages to all primary and secondary schools. Our fire safety enforcement team created letters for business owners informing them how to keep their business safe from anti-social fire related crime.



Project Edward - Every Day Without A Road Death. A collaboration between SFRS, Police Scotland, PKC and the Highland Road Safety Group to deliver driver awareness to those who haven't driven or reduced their journeys during the Covid lockdown. Includes Blue light awareness, winter safety and driving in adverse weather. Events were run at Pitlochry and Aberfeldy Fire Stations during November.



The SFRS supported the 'Don't Drink and Drown' National campaign which was launched on 6<sup>th</sup> December. It is designed to raise awareness of the dangers of drinking when near water. Around 73 people lose their lives each year through a substance related drowning. In context this is 20% of the annual accidental drowning fatalities in the UK.

Other work our Community Safety Team have been undertaking;

Watch Commander Cammy Sands assisted the 'Enable Employability Group' with mock interviews. This is to assist young adults with learning challenges with interview techniques with a view to prepare them for work.

St Johns Academy - Work experience week. WC Sands gave an input on SFRS as an employer and a day in the life of a firefighter. There was also discussions on our application and interview process and the criteria required to join.

Perth Grammar School – Our community safety team gave risk awareness (Road / Water) and community engagement input to a group of young people who are demonstrating a disengagement with main stream learning.

We attended and promoted the 16 days of action (Violence against women). Programme of events very well organised by PKC

SFRS attended 496 incidents of which a number would undoubtedly have had a serious impact on members of our communities and their families, particularly from Road Traffic Collisions, Dwelling Fires and other Special Service Calls. Some of the more notable incidents and events are noted below:

### Flooding in Rattray



31/10/21 Crews from Blairgowrie, Alyth and Perth used pumps to remove flood water from School Field Road, New Road and Honeyberry Drive in Rattray. The flood was mainly due to the Rattray burn bursting its banks. Crews were in attendance for over four hours, pumping water, reassuring residents and assisting PKC with residents displaced from their homes. WC Smith from Blairgowrie FS is currently assisting Blairgowrie and Rattray Community Council with their resilience plans. He has also donated 500 flood sacks for their newly positioned flood store in Rattray.

### Bus Fire A9 Auchterarder



20/11/20 Fire crews from Auchterarder and Perth attended this incident. The bus driver noticing the fire managed to move the bus from the A9 to the North bound Gleneagles slipway and evacuate all the passengers. The bus contained St Johnstone supporters traveling home. Only minor injuries reported. The fire that started at the rear of the bus quickly took hold. The bus was extinguished quickly and everyone removed safely from the incident.

### Van fire I&H Brown



20/10/21 crews from Perth attended a van fire which was deliberately set alight. Whilst the van was on fire it rolled into I&H Brown building situated on the Dunkeld Rd. Fortunately the prompt actions from the crews prevented the fire spreading too far into the building. CCTV clearly showed the van being set alight by the perpetrator. Police Scotland are investigating.

### Crieff Hydro Staff Accommodation



21/11/21 crews from Crieff and Auchterarder attended Crieff Hydro's staff accommodation. A fire, thought to be started by an electrical appliance quickly spread into the timber framed partition walls. To prevent fire spread much of the internal walls had to be cut away, any hot spots identified by thermal image cameras and extinguished. The following day our Fire Safety Enforcement team attended the hotel and carried out a post fire audit.

### RTC A94



05/11/21 crews from Coupar Angus and Alyth attended an RTC on the A94 mid-way between Coupar Angus and Meigle. All emergency services in attendance worked well to create space and extricate one of the casualties. The road was closed for some time to enable a safe scene for crews and enable a police investigation.

Page left intentionally blank