



## QUARTERLY MONITORING REPORT

*Covering the activities and performance in support of the Local Fire and Rescue Plan for Perth & Kinross.*



**SCOTTISH**  
FIRE AND RESCUE SERVICE  
Working together for a safer Scotland

**Quarter Two: 2020/21**

**Working together  
for a safer Scotland**



## **ABOUT THE STATISTICS IN THIS REPORT**

The activity totals and other statistics quoted in this report are provisional in nature and subject to change as a result of ongoing quality assurance and review.

Because all statistics quoted are provisional there may be differences in the period totals quoted in our reports after original publication which result from revisions or additions to the data on our systems.

From 2015-16 onwards responsibility for the publication of end-year statistical data transferred from the Scottish Government to the SFRS. This change of responsibility does not affect the status of the figures quoted in this and other SFRS reports presented to the Committee.

<b>TABLE OF CONTENTS</b>	<b>PAGE</b>
<b>Introduction</b>	5
<b>Quarterly Performance Summary</b>	6
<b>Quarterly Performance Highlights</b>	7
<b>Priority 1 - Improving Fire Safety in The Home</b>	8
HI 1 – Accidental Dwelling Fires (ADF)	8
HI 2 – ADF Fatal Casualties	8
HI 3 – ADF Non-Fatal Casualties	8
<b>Priority 2 - Improving Fire Safety and Resilience in the Business Community</b>	10
HI 4 - Non-Domestic Building Fires	10
HI 5 – Fatal Casualties in Non-Domestic Buildings	10
HI 6 – Non-Fatal Casualties in Non-Domestic Buildings	10
<b>Priority 3 - Minimising the Impact of Unintentional Harm</b>	12
HI 7 – Road Traffic Collision (RTC) Incidents	12
HI 8 – Fatal RTC Casualties	12
HI 9 – Non-Fatal RTC Casualties	12
<b>Priority 4 - Reducing Unwanted Fire Alarm Signals</b>	14
HI 10 – Unwanted Fire Alarm Signals (UFAS)	14
<b>Priority 5 - Reducing Deliberate Fires</b>	16
HI 11 – Deliberate Primary Fires	16
HI 12 – Deliberate Secondary Fires	16
<b>Priority 6 - Effective Risk Management and Operational Preparedness</b>	18
<b>Activity Update</b>	
APPENDIX 1: COMMUNITY SAFETY ENGAGEMENT PROGRAMMES	19
APPENDIX 2: NOTABLE INCIDENTS / EVENTS	22

This page is intentionally blank

## INTRODUCTION

This quarter two monitoring report covers the SFRS's performance and activities in support of the six priorities in the Local Fire and Rescue Plan for Perth & Kinross, namely:

- Priority 1 - Improving fire safety in the home
- Priority 2 - Improving fire safety and resilience in the business community
- Priority 3 - Minimising the impact of unintentional harm
- Priority 4 - Reducing unwanted fire alarm signals
- Priority 5 - Reducing deliberate fires
- Priority 6 - Effective risk management and operational preparedness













As well as supporting the six priorities in the Local Fire and Rescue Plan for Perth & Kinross, this monitoring report shows how SFRS activities and performance contribute to the wider priorities of the Perth & Kinross Council Community Planning Partnership (CPP), as set out in the Perth & Kinross Community Plan (LOIP).

The figures in this report are provisional, to provide the Committee with the SFRS's direction of travel in the Perth & Kinross area, in terms of performance against headline indicators and targets. Most figures will not change; however, members should note that there may be some small variations for some indicators when the final confirmed figures are published by the SFRS.




The Perth & Kinross Council Housing and Communities Committee agreed the new Local Fire and Rescue Plan for Perth & Kinross on 1 November 2017, covering the three year period from 1 November 2017 to October 2020. In support of delivering the priorities in this plan, 12 headline indicators and targets have been set, and form the basis of this quarterly monitoring report.

## PERFORMANCE SUMMARY

The table below provides a summary of quarter two activity and year to date (YTD) performance against Headline Indicators and annual targets. It aims to provide, at a glance, our direction of travel during the current reporting year.

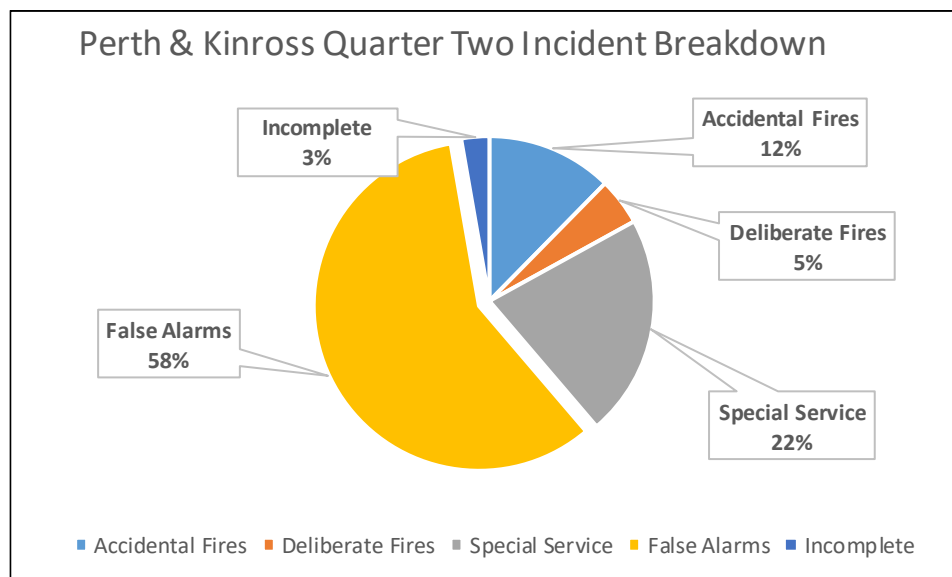
<p><b>HI 1</b> Accident Dwelling Fires (ADF)</p>  <p>Q2 – 19 Incidents YTD – 53 Incidents Annual Target – 106 Incidents</p>	<p><b>HI 2</b> ADF Fatal Casualties</p>  <p>Q2 – 0 YTD – 0 Annual Target – 0</p>	<p><b>HI 3</b> ADF Non-Fatal Casualties</p>  <p>Q2 – 2 YTD – 11 Annual Target – 20</p>
<p><b>HI 4</b> Non-domestic Building fires</p>  <p>Q2 – 16 Incidents YTD – 26 Incidents Annual Target – 55 Incidents</p>	<p><b>HI 5</b> Fatal Casualties in Non-Domestic Building Fires</p>  <p>Q2 – 0 YTD – 0 Annual Target – 0</p>	<p><b>HI 6</b> Non-Fatal Casualties in Non-Domestic Building Fires</p>  <p>Q2 – 0 YTD – 0 Annual Target – 2</p>
<p><b>HI 7</b> Road Traffic Collision (RTC) Incidents</p>  <p>Q2 – 17 Incidents YTD – 30 Incidents Annual Target – 83 Incidents</p>	<p><b>HI 8</b> Fatal RTC Casualties</p>  <p>Q2 – 0 YTD – 0 Annual Target – 4</p>	<p><b>HI 9</b> Non-Fatal RTC Casualties</p>  <p>Q2 – 5 YTD – 9 Annual Target – 70</p>
<p><b>HI 10</b> Unwanted Fire Alarm Signals</p>  <p>Q2 – 173 Incidents YTD – 274 Incidents Annual Target – 570 Incidents</p>	<p><b>HI 11</b> Deliberate Primary Fires</p>  <p>Q2 – 9 Incidents YTD – 17 Incidents Annual Target – 28 Incidents</p>	<p><b>HI 12</b> Deliberate Secondary Fires</p>  <p>Q2 – 18 Incidents YTD – 37 Incidents Annual Target – 85 Incidents</p>

### Year-to-Date Legend

	Below headline target
	Less than 10% above headline target
	More than 10% above headline target

## PERFORMANCE HIGHLIGHTS

During Quarter two (July - September) the SRFS attended a total of 583 incidents across Perth & Kinross.

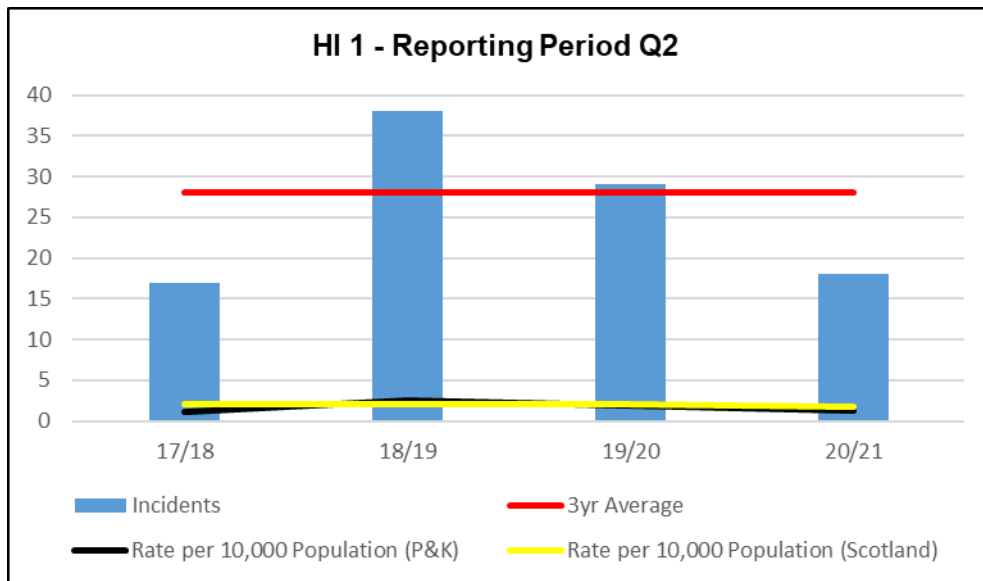


Of the 12 headline indicators and targets, the following performance should be noted for Quarter two 20/21:

- The number of **Accidental Dwelling Fires (ADF's)** continues to decrease in the long term, reporting the lowest YTD number of ADFs in the last three years (19 incidents against an average of 28). The performance during quarter two reflects a decrease on same quarter last year (29) and on the three-year average.
- There were no **ADF Fatal Casualties**
- The number of **ADF Non-fatal Casualties** (2) has seen a continual decrease for this quarter and a slight increase on YTD.
- The number of **Non-Domestic Building fires** is reporting an increase for this quarter, last quarter and three-year average, however this is low numbers and we are on target YTD. Tragically there was one fatal casualty and no non-fatal casualties reported for quarter two in non-domestic fires.
- The number of **Road Traffic Collisions** for quarter two is reflecting a decrease against the 3-year average for this quarter (17 against 22). There is a decrease on the same quarter last year and the YTD numbers. There were no **Fatal RTC Casualties** reported for this quarter whilst **Non-Fatal RTC Casualties** is reporting five. The number of RTC casualties is the lowest for the last three years for this quarter and YTD.
- The number of **Unwanted Fire Alarm Signals (UFAS)** caused by automatic fire alarms (AFAs) in non-domestic buildings reports a decrease for quarter two and the three-year average.
- The number of **Deliberate Primary Fires** is reflecting a slight increase against the average albeit the figures are low for this quarter and YTD. The number of **Deliberate Secondary Fires** is reporting a slight decrease for this quarter and again for YTD.

# PRIORITY 1 - IMPROVING FIRE SAFETY IN THE HOME

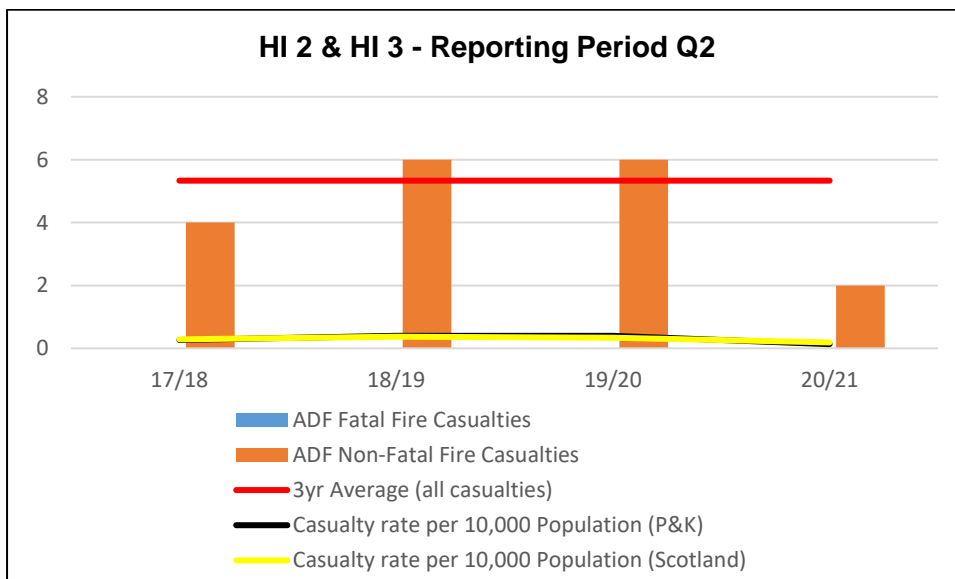
## HI 1 – Accidental Dwelling Fires (ADF)



**Table 1: Year to Date (July to September) Performance**

	17/18	18/19	19/20	20/21	Annual Target
<b>H1: ADF's</b>	51	61	53	<b>53</b>	106

## HI 2 - ADF Fatal Casualties & HI 3 - ADF Non-Fatal Casualties



**Table 2: Year to Date (July to September) Performance**

	17/18	18/19	19/20	20/21	Annual Target
<b>H2: ADF Fatal Casualties</b>	1	0	0	<b>0</b>	0
<b>H3: ADF Non-Fatal Casualties</b>	10	8	26	<b>11</b>	22



### **Indicator Description**

The largest single type of primary fire in Perth & Kinross is ADF in the home and their prevention is a key focus of the Service's community safety activity.

#### HI 1 – Accidental Dwelling Fires

As a headline target, the aim is to reduce the rate of ADF's, in a growing Perth & Kinross population, by keeping these fires **below 118**, each year.

#### HI 2 – ADF Fatal Casualties

This indicator counts those people for whom fire has been clearly identified as the cause of death, even if they die some-time after the actual fire. Those who die at, or after, the fire but where fire is **not** identified as the cause of death are not included in these figures. As a headline target, the aim is to have **Zero ADF Fatal Casualties**, in Perth & Kinross each year.

#### HI 3 – ADF Non-Fatal Casualties

This headline target counts all types of non-fatal fire injury in the home, including precautionary checks. As a headline target, the aim is to reduce the risk of injury from fire in the home, in an increasing Perth & Kinross population, by keeping fire injuries **below 17**, each year.

### **What we aim to Achieve**

As well as helping to deliver Priority One: *Improving Fire Safety in the Home*, meeting the headline targets will also support a long-term vision in the Perth & Kinross LOIP.

We also link this headline target to improving the following Perth & Kinross LOIP objectives:

- Developing educated, responsible and informed citizens
- Supporting people to lead independent, healthy and active lives
- Creating a safe and sustainable place for future generations

### **Performance Management**

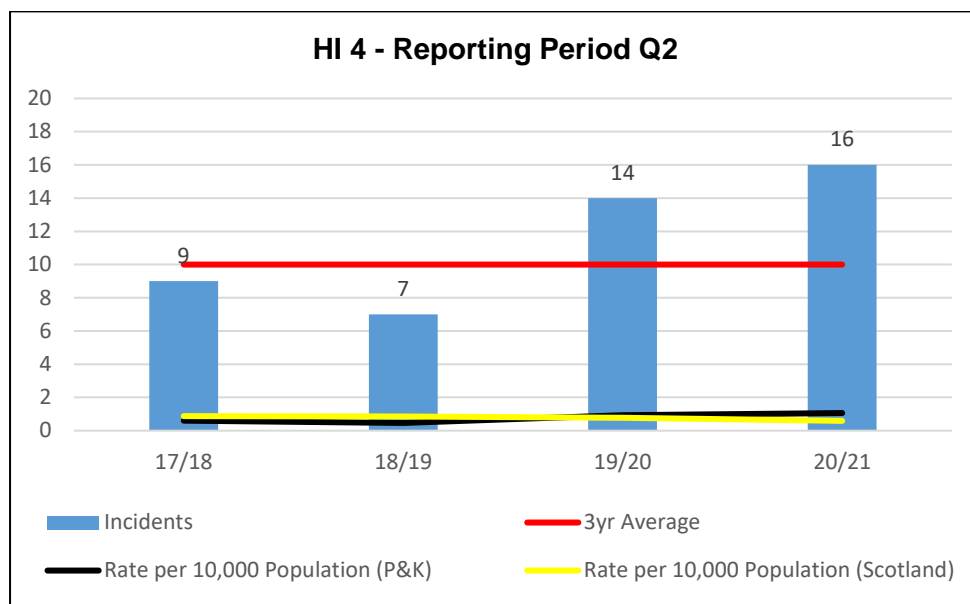
There were 19 ADF's reported during quarter two, which reflects a decreased number of fires for the same quarter last year which was 29. The 3-year average (28). The fire damage in 13 incidents was reported as low level, 4 medium and 2 sustained significant damage. Of the 19 fires 11 had previously been fitted with smoke detection, of which 10 operated and gave early warning to the occupiers. The total number of ADF's continues to decrease in the long term, currently we are reporting the equal lowest number of fires for the last five years, as a result of a number community safety initiatives delivered through partnership working. We are therefore showing **Green** for achieving the HI 1 annual target.

There was no ADF Fatal Casualty during quarter two. We are therefore showing **Green** for achieving the HI 2 annual target. There were two ADF Non-Fatal Casualties during quarter two, one received first aid on scene and the other required hospital treatments with minor injuries. The two casualties were as a result of two separate incidents. We are showing **Amber** against the HI 3 annual target.

Within Perth & Kinross we will continue to work with our partners to ensure we positively contribute to reducing the risk to our communities and staff by analysis of our operational activities and targeting those most at risk and vulnerable, particularly around unintentional harm in the home. These targeted initiatives will continue to develop and improve as we move forward together to ensure we provide the most appropriate support for our communities with regard to unintentional harm.

## PRIORITY 2 – IMPROVING FIRE SAFETY AND RESILIENCE IN THE BUSINESS COMMUNITY

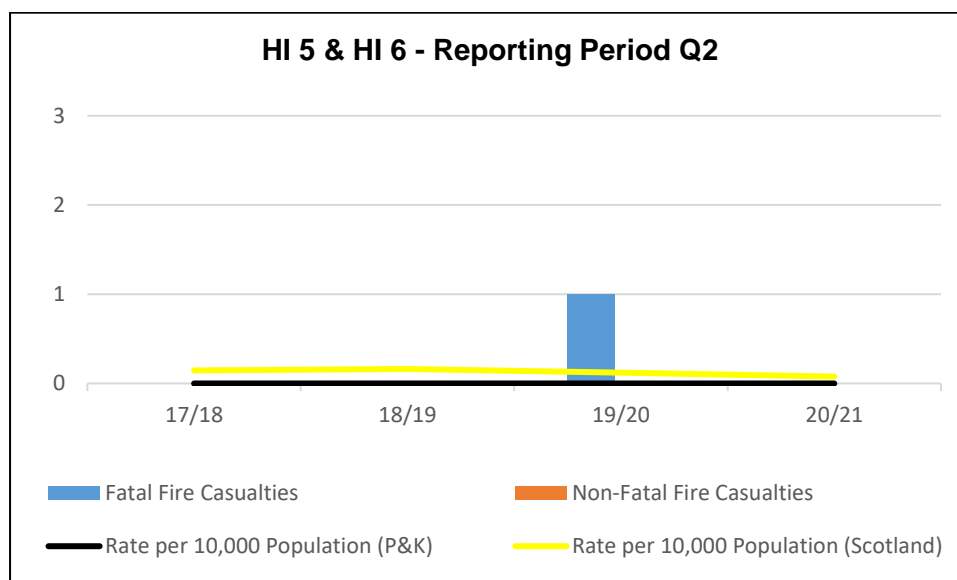
### HI 4 - Non-Domestic Building Fires



**Table 3: Year to Date (July to September) Performance**

	17/18	18/19	19/20	20/21	Annual Target
<b>H4: Non-domestic Building Fires</b>	24	23	30	27	55

### HI 5 – Fatal Fire Casualties in Non-Domestic Buildings & HI 6 – Non-Fatal Fire Casualties in Non-Domestic Buildings



**Table 4: Year to Date (July to September) Performance**

	17/18	18/19	19/20	20/21	Annual Target
<b>H5: Fatal Fire Casualties</b>	0	0	0	0	0
<b>H6: Non-Fatal Fire Casualties</b>	1	0	2	0	2

### Indicator Description

These headline indicators and targets cover the types of non-domestic buildings applicable to Part 3 of the Fire (Scotland) Act 2005 ('The Act') (e.g. care homes, hotels and hospitals etc.) and is designed to reflect the effectiveness of fire safety management in respect of these types of buildings.

#### HI 4 - Non-Domestic Building Fires Applicable to the Act

As a headline target, the aim is to reduce the rate of fires in non-domestic buildings (where The Act applies), by keeping these fires **below 52**, in Perth & Kinross each year.

#### HI 5 – Fatal Fire Casualties in Non-Domestic Building Fires Applicable to the Act

This indicator counts those people for whom fire has been clearly identified as the cause of death, even if they die sometime after the actual fire. Those who die at, or after, the fire but where fire is **not** identified as the cause of death are not included in these figures. As a headline target, the aim is to have **Zero Fatal Fire Casualties** in non-domestic buildings applicable to the Act, in Perth & Kinross each year.

#### HI 6 – Non-fatal Fire Casualties in Non-Domestic Building Fires Applicable to the Act

This headline target counts all types of non-fatal fire injury in non-domestic buildings, including precautionary checks. As a headline target, the aim is to reduce risk of injury from fire in non-domestic buildings, by keeping fire injuries **below 2**, in Perth & Kinross each year.

### What we aim to Achieve

As well as helping to deliver Priority Two: *Improving Fire Safety and Resilience in the Business Community*, we also link this headline target to improving the following Perth & Kinross LOIP outcomes:

- Promoting a prosperous, inclusive and sustainable economy
- Supporting people to lead independent, healthy and active lives
- Creating a safe and sustainable place for future generations

### Performance Management

There were 16 fires in non-domestic buildings during quarter two which reflects an increase from the same quarter last year with 14 and on the previous quarter this year (5). This reflects an increase for the quarter against the three-year average (9). 10 incidents resulted in minor damage, four with medium and two with significant damage. This therefore is showing **Green** against the HI 4 annual target to date.

Tragically there is one Non-Domestic Fatal Casualty during quarter two. This was as the result of the significant fire at the B&M store in Perth. The joint Fire investigation between Police Scotland and SFRS remains current, however has concluded at the scene. We are therefore reporting **Green** against the HI 5 annual target to date.

There were no Non-Domestic Non-Fatal Casualties during quarter two which is reflected in this quarter or the last five years. YTD we are showing **Green** against the HI 6 annual target.

The COVID pandemic restrictions have impacted our ability to undertake fire safety audits within commercial buildings. In total, 50 fire safety audits were completed where access was permitted. Some of the audits completed were undertaken remotely, this was particularly evident within care homes and hospitals. A great deal of fire safety enforcement activity involved the engagement with local businesses to ensure they were maintaining safety critical procedures during these uncertain times.

Fire Safety Enforcement Officers (FSEO's) will continue to provide the most appropriate level of support to local businesses to enable suitable and timely legislative fire safety guidance and enforcement to be undertaken. We also continue to engage with business forums to ensure the right level of information is given to the business community.

## PRIORITY 3 – MINIMISING THE IMPACT OF UNINTENTIONAL HARM

### HI 7 – Road Traffic Collision (RTC) Incidents

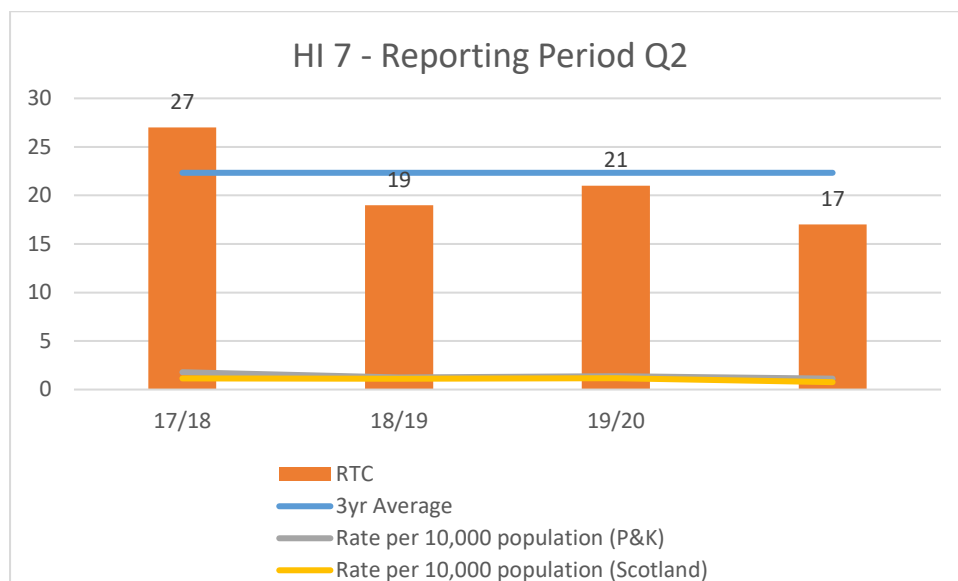


Table 5: Year to Date (July to September) Performance

	17/18	18/19	19/20	20/21	Annual Target
H7: RTC Incidents	59	40	38	30	83

### HI 8 – Fatal RTC Casualties & H9 – Non-Fatal RTC Casualties

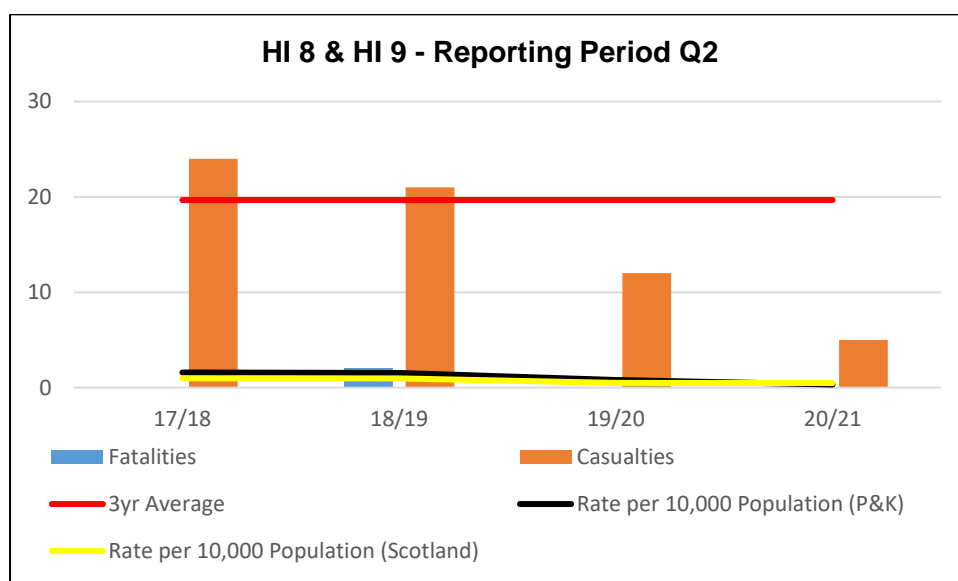


Table 6: Year to Date (July to September) Performance

	17/18	18/19	19/20	20/21	Annual Target
H8: Fatal RTC Casualties	3	4	1	0	4
H9: Non-Fatal RTC Casualties	56	39	28	9	70

### **Indicator Description**

The SFRS has become increasingly involved in more non-fire related prevention work, in support of its role in promoting the wider safety and well-being of its communities, including minimising the impact of unintentional harm. The headline indicators and targets reflect the fact that most of non-fire related incidents attended by the SFRS in Perth & Kinross are RTC Incidents.

#### HI 7 - RTC Incidents

As a headline target, the aim is to reduce the rate of RTC incidents, by keeping them **below 85** each year.

#### HI 8 – Fatal RTC Casualties

As a headline target, the aim is to reduce the risk of death from RTC's in Perth & Kinross, by keeping them **below 4** each year.

#### HI 9 - Non-fatal RTC Casualties

As a headline target, the aim is to reduce the risk of injury from RTC's in Perth & Kinross, by keeping non-fire injuries **below 66** each year.

### **What we aim to Achieve**

As well as helping to deliver Priority Three: *Minimising the Impact of Unintentional Harm*, we also link these headline targets to improving the following Perth & Kinross LOIP outcomes:

- Developing educated, responsible and informed citizens
- Supporting people to lead independent, healthy and active lives
- Creating a safe and sustainable place for future generations

### **Performance Management**

We attended 17 RTC Incidents, to assist with safety of the incident scene and release/extricate occupants trapped in the vehicles as a result of a collision. This is reporting a slight decrease on the same quarter last year (21), last quarter (13). Of the 17 incidents attended three required more technical extrication to release casualties. We are showing **Green** for achieving the HI 7 annual target.

Of all the RTC Incidents we attended during quarter two there were no recorded fatalities, therefore we are showing **Green** for achieving the HI 8 annual target.

Of the 17 RTC Incidents we attended during quarter two there were five non-fatal casualties which reflects a significant decrease (58%) on the same quarter last year (12), a decrease (75%) in the three-year average (20). YTD we are reporting nine non-fatal casualties which is the lowest for the last five years, therefore we are showing **Green** for achieving the HI 9 annual target.

This type of incident accounts for around 4% of all incidents and 22% of all special service incidents attended this quarter. However, these types of incidents account for a high number of casualties every year which requires a multi-agency partnership approach to reduce these risks to people on our roads. Road Safety within Perth & Kinross has established a Road Safety Partnership to ensure we review our current position. This multi-agency group is reviewing this area of work locally with a view to establishing priorities for the partnership moving forward which will influence the content of Perth and Kinross Road Safety plan and subsequent actions. The Road Safety Plan is now in place which is supported by an annual action plan. These actions will ensure we work, as a partnership, towards integrating Road Safety initiatives that will reduce the impact of this type of incident locally.

# PRIORITY 4 - REDUCING UNWANTED FIRE ALARM SIGNALS

## HI 10 – Unwanted Fire Alarm Signals

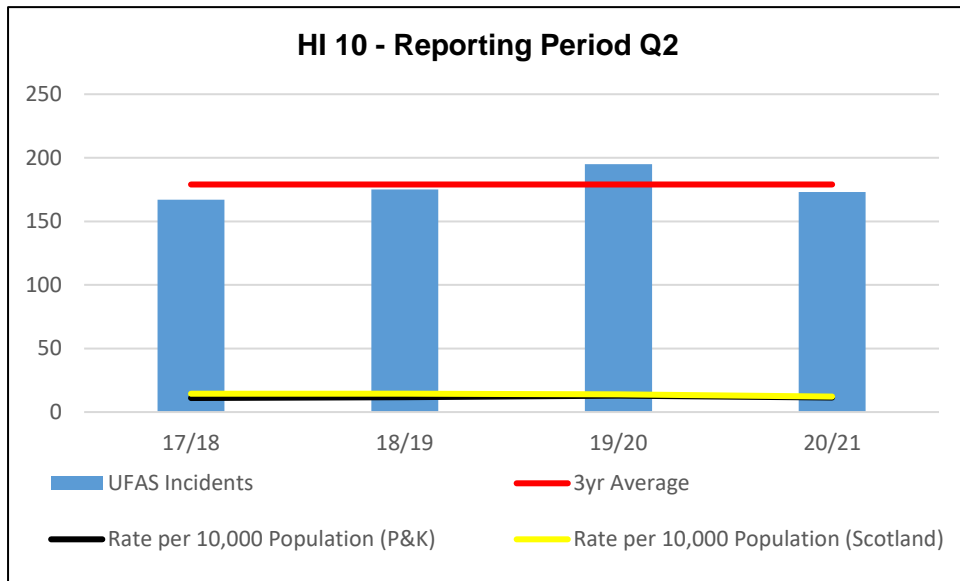



Table 7: Year to Date (July to September) Performance

	17/18	18/19	19/20	20/21	Annual Target
HI 10: UFAS Incidents	315	332	302	175	570

## All False Alarms for Year to Date



### Indicator Description

Automatic Fire alarms (AFA) are fundamental to providing early warning from fire, giving people the chance to evacuate safely. However, to be effective, they must be properly installed and maintained, and a good fire safety management regime must be in place by the duty holder, so they do not activate when there is no fire.

Every Unwanted Fire Alarm Signal (UFAS) from an AFA has an impact in terms of unnecessary blue light journeys, redirecting SFRS resources away from other activities such as community safety work and causing considerable disruption to businesses.

#### HI 10 – Unwanted Fire Alarm Signals (UFAS)

As a headline target, the aim is to improve fire safety management and awareness, by reducing the number of attendances to unwanted fire alarm signals (UFAS) from automatic systems in non-domestic buildings to **less than 575** each year.

### What we aim to Achieve

As well as helping to deliver Priority Four: *Reducing Unwanted Fire Alarm Signals*, we also link this headline target to improving the following Perth & Kinross LOIP outcome:

- Promoting a prosperous, inclusive and sustainable economy

### Performance Management

During quarter two 2019/20, SFRS were called out to 175 UFAS incidents from a total of 374 False Alarms. This is a decrease (11%) in comparison to the same quarter in 2018/19 when there were 195 UFAS and an increase (9%) on the 3-year average of 179. In total, UFAS accounted for 58% of our total operational demand and were the cause of 41% of all false alarms in Perth & Kinross during quarter two.

All false alarms are continuing to report a slight downward trend which we will continue to work towards through a number of targeted initiatives driven by SFRS as well as local staff.

The table below lists the 5 property types that had persistent call-outs due to UFAS during quarter two. When analysed further, it is the same property types that are causing UFAS in Perth & Kinross and nationally, the picture is very similar.

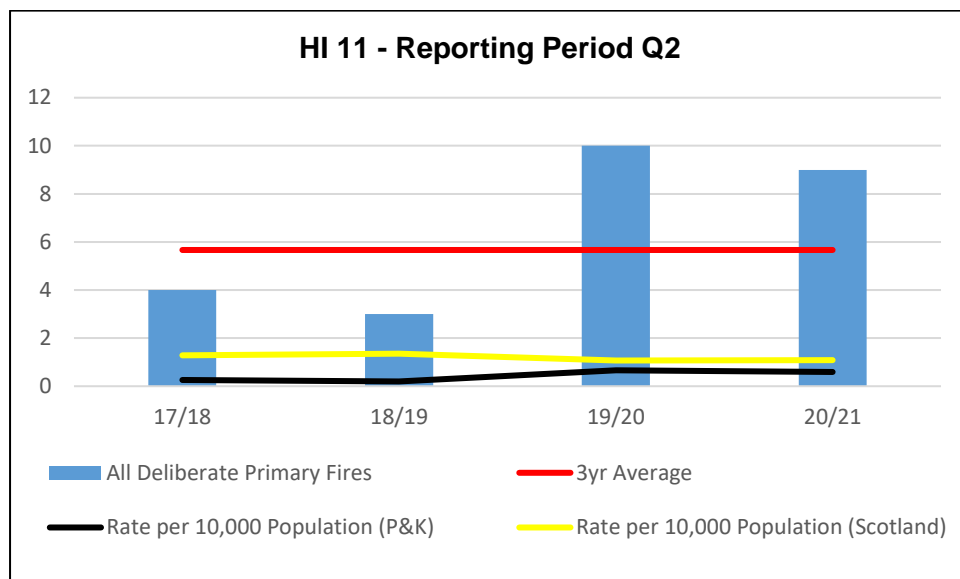
Property Types - UFAS	20-21 Q2
Home, Nursing/Care, school, sheltered Offices	12
Other Residential – Hotel/Motel	10
Hospital/ Medical Care	10
Education/ Primary Schools	9
Retail/ Residential	9

During quarter two our operational crews continued to investigate the cause of every UFAS event to ensure the appropriate level of engagement with the duty holder when in attendance at these call-outs. Every UFAS incident SFRS attends is used as an opportunity to educate the duty holder about the impact UFAS has on their businesses, the community and the Fire and Rescue Service.

Based on the annual UFAS Target we have set we are currently showing **Green** against the HI 10 annual target.

## PRIORITY 5 – REDUCING DELIBERATE FIRES

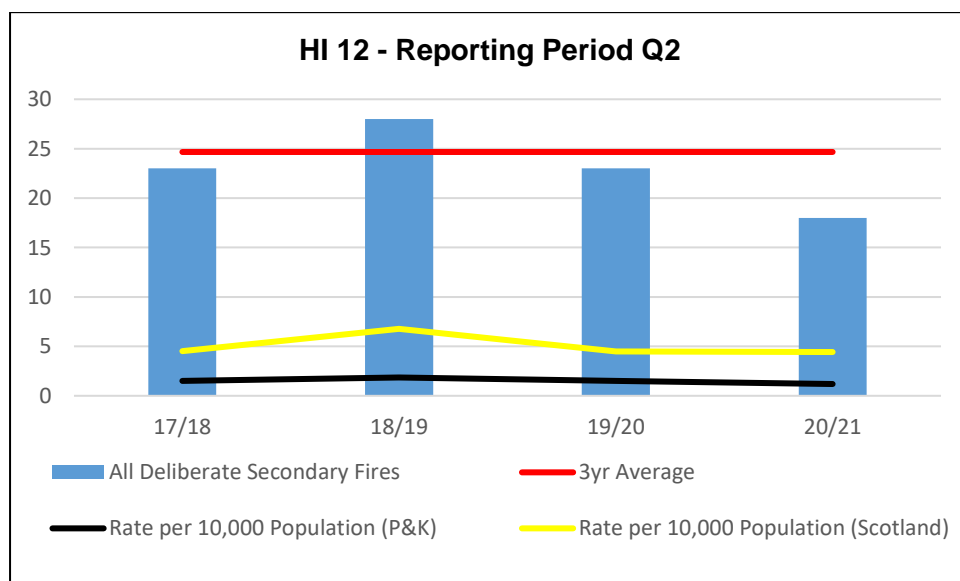
### HI 11 – Deliberate Primary Fires



**Table 8: Year to Date (July to September) Performance**

	17/18	18/19	19/20	20/21	Annual Target
<b>HI 11: Deliberate Primary Fires</b>	14	11	16	17	28

### HI 12 – Deliberate Secondary Fires



**Table 9: Year to Date (July to September) Performance**

	17/18	18/19	19/20	20/21	Annual Target
<b>HI 12: Deliberate Secondary Fires</b>	63	63	57	37	85



### **Indicator Description**

These headline and indicators targets account for all types of fire that are believed to have been started intentionally, and are categorised as Deliberate Primary Fires and Deliberate Secondary Fires.

#### HI 11 – Deliberate Primary Fires

These deliberate fires cover the following types:

- Fires in the home
- Fires in non-domestic buildings
- Fires in motor vehicles

As a headline target, the aim is to reduce the rate of deliberate primary fires in Perth & Kinross by keeping these fires **below 29** each year.

#### HI 12 – Deliberate Secondary Fires

These deliberate fires cover the majority of outdoor fires including grassland and refuse fires and include fires in derelict buildings, but not chimney fires. As a headline target, the aim is to reduce the rate of deliberate secondary fires in Perth & Kinross by keeping these fires **below 85** each year, this exceeds the annual target.

### **What we aim to Achieve**

As well as helping to deliver Priority Five: *Reducing Deliberate Fires*, we also link this headline target to improving the following Perth & Kinross LOIP outcomes:

- Developing educated, responsible and informed citizens
- Promoting a prosperous, inclusive and sustainable economy
- Supporting people to lead independent, healthy and active lives
- Creating a safe and sustainable place for future generations

### **Performance Management**

There were nine deliberate primary fires reported during quarter two, which is above average (6) and slightly lower than last year. We are reporting a similar number of fires as the incidents remain relatively low in the long term, Perth and Kinross are generally reporting low numbers for this type of incident year on year. Three of the incidents were car fires, a further three were within buildings and the remainder were all outdoors. These numbers are slightly above the average (5) and therefore showing **Red** against HI 11 annual target.

There were 18 deliberate secondary fires reported during quarter two, which is a decrease in comparison to the same quarter in 2019/20 when there were 23 deliberate secondary fires. This also reflects a slight decrease on the three-year average for this quarter with 25. This also reports a decrease on last quarter with 23 incidents. The majority of these incidents were in Perth City area with nine (50%). Given the target we have set for this reporting year we are showing **Green** against the HI 12 annual target against year to date.

During the last few months we have continued to work with partners to reduce the number of all deliberate fire incidents albeit the current COVID pandemic has limited these activities. This proactive approach particularly around youth engagement to endeavours to reduce the number of deliberate fires, particularly secondary fires, as part of a wider youth awareness education initiative. These included working with local schools to reduce this type of unacceptable, anti-social behaviour. This along with national campaigns coming into the Autumn Season will help to reduce this risk locally. There is continual programme of input each quarter with regard deliberate fire raising, alongside other educational safety programmes, across Perth and Kinross particularly around the Perth City area.

## PRIORITY 6 – EFFECTIVE RISK MANAGEMENT AND OPERATIONAL PREPAREDNESS

### Description

Risk Management and operational preparedness is a key area of work for the SFRS. In Perth & Kinross, this means:

- Knowing what the risks are in Perth & Kinross and then making plans, so we are resilient to respond to any event.
- Being prepared to respond to national threats or major emergencies.
- Developing flexibility to deploy crews, to take on a broadening role within the community.
- Firefighters being quipped to deal with emergencies safely and effectively and our stations being in a constant state of readiness.
- Safe, secure, vibrant and sustainable communities
- An inclusive and sustainable economy
- An enhanced, protected and enjoyed natural and built environment
- Improved physical, mental and emotional health and well-being

### What we aim to Achieve

As well as helping to deliver Priority Six: *Effective Risk Management and Operational Preparedness*, our activities also support improving the following Perth & Kinross LOIP objectives:

- Developing educated, responsible and informed citizens
- Promoting a prosperous, inclusive and sustainable economy
- Supporting people to lead independent, healthy and active lives
- Creating a safe and sustainable place for future generations

### Activity

During Quarter Two 2020 (July, August, September), we have delivered our quarterly training commitment to operational firefighters, whereby we trained and confirmed their preparedness to deal with:

- |                                     |                           |
|-------------------------------------|---------------------------|
| • Marine Incidents                  | • H&S and Risk Management |
| • Incidents in Secure Accommodation | • Ladders                 |
| • Fires in Commercial Buildings     | • Hazardous Materials     |

Firefighters continue to visit sites within their station area (Covid-19 dependant) so that they are familiar with the associated risks and hazards and, if required, can take effective actions in dealing with incidents at these sites.

We are maintaining our staff re-integration programme for day staff to be fully proficient to provide operational resilience should we suffer staff shortages due to Covid-19. We are still delivering Covid-19 Risk Critical courses bearing in mind all the governments guidelines which will be essential training only where the subject has been deemed risk critical. As some courses had to be cancelled due to Covid, we are preparing to identify and schedule these back in as soon as this is workable.

Specific Incident Command, Breathing Apparatus & Compartment Fire Behaviour Training courses continue, ensuring stations are staffed appropriately to meet the needs of our communities.

## APPENDIX 1: COMMUNITY SAFETY ENGAGEMENT PROGRAMMES

This section provides details of Community Safety Engagement initiatives undertaken within Perth & Kinross during the second quarter of 2020-21. The Safer Communities Partnership work together to continually provide various community safety messages, education, training and support. This implements risk reduction strategies to support our communities, particularly those most vulnerable. Working collaboratively also supports the priorities in the Local Fire and Rescue Plan and the wider Perth & Kinross Council Community Planning Partnerships priorities. Some examples this quarter are:

### FIRE SAFETY IN THE HOME SELF ASSESSMENT


The Coronavirus pandemic means that most of us will be spending more time at home. We want to ensure your home is as safe from fire risk as possible and would therefore encourage you to go through our questionnaire and follow our advice and guidance.

When answering each question, you will get some useful tips for each topic. Once you have completed the questions, you can download a bespoke PDF that provides additional advice and links to further information. If you feel that you require further, more detailed advice, you can request a free Home Fire Safety Visit from our trained crews.

Due to the current Social Distancing restrictions, we are currently only providing Home Fire Safety Visits to those at highest risk - identified by answering a few questions when requesting a visit. If you don't fit into the highest risk criteria we will still take your details and arrange a Home Fire Safety Visit in the future once our full Home Fire Safety Visit programme has recommenced and restrictions have eased.

To book a Home Fire Safety Visit please call us on: 0800 0731 999

Let's get started!



The Community Action Team have promoted the SFRS Online Safety Checker through partner contacts. Breadalbane Academy were also set a work experience task. This utilised the checker and the risk assessment element. We are currently analysing this along with feedback to determine if it should be rolled out throughout P&K.



The new SFRS online 'Make the Call', campaign was launched in late June and has run throughout quarter two. Fire crews from all over P&K have contacted those deemed to be Very High / High risk either through our data based or by partnership referrals. Physical visits to these vulnerable groups have been undertaken with a strong focus on safety and strictly following COVID local and national guidance.



A multi-agency Dirty Camping Campaign has been run throughout P&K. The campaign has focused predominantly on Loch Tummel (Foss Road), Kinloch Rannoch (Loch Rannoch) and Clunie Loch. Media coverage to highlight Litter, fouling, parking and anti-social behaviour. Fire crews from Kinloch Rannoch have also been delivering Camping Safety, Water Safety and wildfire safety leaflets.

**The close/common stair is your only means of escape in the event of a fire.**



Have you ever thought what you would do if fire were to break out in your close/common stair? It may not necessarily be in your flat! A fire started in a close/common stair could kill you and your family. Even a small bag of rubbish can create enough smoke to fill a whole close/common stair. Items left in a close/common stair are often deliberately set on fire.

**Keep it clear**

- Get rubbish, old furniture, etc out of the building.
- Make sure storage areas are kept locked.
- For advice on uplifting items contact your local Council.

**If fire does start**

- Keep doors closed to prevent smoke filling your house.
- Dial 999 and ask for the Fire and Rescue Service, giving as much information as you can.

To request a free Home Fire Safety Visit  
**CALL 0800 0731 999**  
 For more fire safety advice visit:  
[www.firescotland.gov.uk](http://www.firescotland.gov.uk)



Perth Fire Station's Blue Watch and Community Safety Wardens carried out a Stairwell Safety Campaign at Rannoch Road, following risk information received from Wardens logs. Leaflet drops and posters were delivered to all affected blocks. A similar campaign is also ongoing at St Andrew Street, with Caledonia Housing Association.



The Community Action Team were the first to pledge support (as part of our Corporate Parenting responsibility) to Young People in P&K. In return we received a Corporate Parenting Kit designed by the Fun Young Individuals group from Scott Street. We will continue to offer HFSV and support training to all.



## APPENDIX 2: NOTABLE INCIDENTS / EVENTS

SFRS attended 557 incidents of which a number would undoubtedly have had a serious impact on members of our communities and their families, particularly from Road Traffic Collisions, Dwelling Fires and other Special Service Calls. Some of the more notable incidents and events are noted below:

### **Fire at Rosemount Farm, near Blairgowrie**

SFRS were alerted at 10.04am on Saturday 18<sup>th</sup> July to reports of a large fire at a farm building near Parkhead Road, Blairgowrie.

Operations control mobilised 12 appliances including support units to the scene. Firefighters worked hard to extinguish the well-developed fire which mainly involved plastic pallets and crates.

There are no reported casualties.



### **Rescues from a Perth City Centre Blaze.**

Emergency services raced to the scene of the fire on North Methven Street Perth shortly after 11am on Monday 28<sup>th</sup> September. Police Scotland closed North Methven Street for nearly two hours as firefighters brought the blaze within a flat under control. SFRS sent four appliances before leading a neighbour and a dog to safety. Both were checked over by the ambulance service as a precaution and the dog was given oxygen therapy on scene.



### **Fire at The Venue Bar, St John Street Perth**

SFRS were alerted along with partner agencies at 17:54 on 21<sup>st</sup> August to reports of a fire adjacent to the Venue, St John Street Perth. Around 20 people were evacuated from The Venue Bar after a blaze in a nearby abandoned property was discovered. Six fire appliances were mobilised to the scene on St John Street and were able to bring the fire under control.



### **Severe flooding across Perth and Kinross**

Fire crews from Perth and Kinross attended multiple flooding incidents on the 12<sup>th</sup> August. Queens Street, Perth was severely flooded with multiple properties affected due to torrential rain and Craigie Burn bursting its banks. Flooding elsewhere also affected Alyth, Dunning, Kinross and Forgandenny. Since then the SFRS have participated in online public meetings with partners from PKC, SEPA, Scottish Water and the Scottish Flood Forum.



