



## MONITORING REPORT

*Covering the activities and performance in support of the Local Fire and Rescue Plan for Perth & Kinross.*



**SCOTTISH**  
FIRE AND RESCUE SERVICE  
Working together for a safer Scotland

**October - March: 2023/24**

**Working together  
for a safer Scotland**



## **ABOUT THE STATISTICS IN THIS REPORT**

The activity totals and other statistics quoted in this report are provisional in nature and subject to change as a result of ongoing quality assurance and review.

Because all statistics quoted are provisional there may be differences in the period totals quoted in our reports after original publication which result from revisions or additions to the data on our systems.

From 2015-16 onwards responsibility for the publication of end-year statistical data transferred from the Scottish Government to the SFRS. This change of responsibility does not affect the status of the figures quoted in this and other SFRS reports presented to the Committee.

<b>TABLE OF CONTENTS</b>	<b>PAGE</b>
<b>Introduction</b>	4
<b>Performance Summary</b>	5
<b>Performance Highlights</b>	6
<b>Priority 1 - Improving Fire Safety in The Home</b>	7
<b>HI 1 – Accidental Dwelling Fires (ADF)</b>	
<b>HI 2 – ADF Fatal Casualties</b>	
<b>HI 3 – ADF Non-Fatal Casualties</b>	
<b>Priority 2 - Improving Fire Safety and Resilience in the Business Community</b>	8
<b>HI 4 - Non-Domestic Building Fires</b>	
<b>HI 5 – Fatal Casualties in Non-Domestic Buildings</b>	
<b>HI 6 – Non-Fatal Casualties in Non-Domestic Buildings</b>	
<b>Priority 3 - Minimising the Impact of Unintentional Harm</b>	9
<b>HI 7 – Road Traffic Collision (RTC) Incidents</b>	
<b>HI 8 – Fatal RTC Casualties</b>	
<b>HI 9 – Non-Fatal RTC Casualties</b>	
<b>Priority 4 - Reducing Unwanted Fire Alarm Signals</b>	10
<b>HI 10 – Unwanted Fire Alarm Signals (UFAS)</b>	
<b>Priority 5 - Reducing Deliberate Fires</b>	11
<b>HI 11 – Deliberate Primary Fires</b>	
<b>HI 12 – Deliberate Secondary Fires</b>	
<b>Priority 6 - Effective Risk Management and Operational Preparedness</b>	12
<b>APPENDIX 1: COMMUNITY SAFETY ENGAGEMENT PROGRAMMES</b>	13
<b>APPENDIX 2: NOTABLE INCIDENTS</b>	14

## INTRODUCTION

This report covers the SFRS's performance and activities in support of the six priorities in the Local Fire and Rescue Plan for Perth & Kinross, namely:

- Priority 1 - Improving fire safety in the home
- Priority 2 - Improving fire safety and resilience in the business community
- Priority 3 - Minimising the impact of unintentional harm
- Priority 4 - Reducing unwanted fire alarm signals
- Priority 5 - Reducing deliberate fires
- Priority 6 - Effective risk management and operational preparedness













As well as supporting the six priorities within the Local Fire and Rescue Plan for Perth & Kinross, this monitoring report shows how SFRS activities and performance contribute to the wider priorities of the Perth & Kinross Council Community Planning Partnership (CPP), as set out in the Perth & Kinross Community Plan (LOIP).

The figures in this report are provisional, to provide the Committee with the SFRS's direction of travel within the Perth & Kinross area, in terms of performance against headline indicators and targets. Most figures will not change; however, members should note that there may be some small variations for some indicators when the final confirmed figures are published by the SFRS.




The Perth & Kinross Council Housing and Social Wellbeing Committee agreed the new Local Fire and Rescue Plan for Perth & Kinross on 2 December 2020, covering a three-year period. In support of delivering the priorities in this plan, 12 headline indicators and targets have been set, and form the basis of this quarterly monitoring report.

# PERFORMANCE SUMMARY

The table below provides a summary of year to date (YTD) performance against annual targets. It aims to provide, at a glance, our direction of travel during the current reporting year.

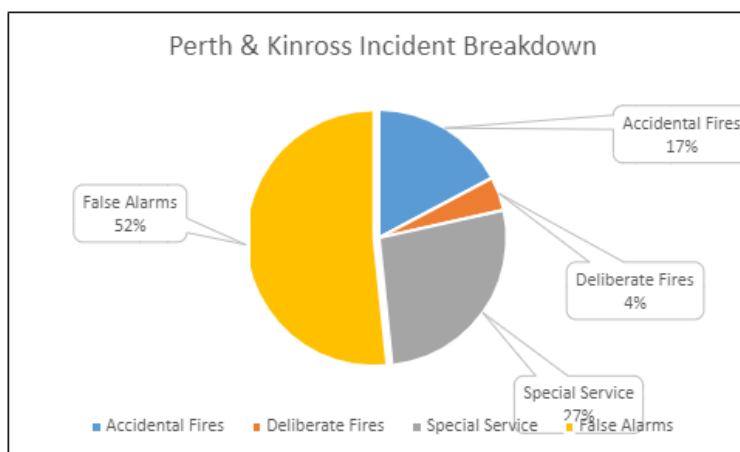
<p><b>HI 1</b> Accident Dwelling Fires (ADF)</p>  <p><b>64 Incidents</b> YTD – 120 Incidents Annual Target – 122 Incidents</p>	<p><b>HI 2</b> ADF Fatal Casualties</p>  <p><b>0 Casualties</b> YTD – 2 Annual Target – 0</p>	<p><b>HI 3</b> ADF Non-Fatal Casualties</p>  <p><b>8 Casualties</b> YTD – 19 Annual Target – 20</p>
<p><b>HI 4</b> Non-domestic Building fires</p>  <p><b>16 Incidents</b> YTD – 31 Incidents Annual Target – 57 Incidents</p>	<p><b>HI 5</b> Fatal Casualties in Non-Domestic Building Fires</p>  <p><b>0 Casualties</b> YTD – 0 Annual Target – 0</p>	<p><b>HI 6</b> Non-Fatal Casualties in Non-Domestic Building Fires</p>  <p><b>4 Casualties</b> YTD – 4 Annual Target – 9</p>
<p><b>HI 7</b> Road Traffic Collision (RTC) Incidents</p>  <p><b>45 Incidents</b> YTD – 82 Incidents Annual Target – 90 Incidents</p>	<p><b>HI 8</b> Fatal RTC Casualties</p>  <p><b>0 Casualties</b> YTD – 4 Annual Target – 0</p>	<p><b>HI 9</b> Non-Fatal RTC Casualties</p>  <p><b>18 Casualties</b> YTD – 48 Annual Target – 67</p>
<p><b>HI 10</b> Unwanted Fire Alarm Signals</p>  <p><b>102 Incidents</b> YTD – 314 Incidents Annual Target – 615 Incidents</p>	<p><b>HI 11</b> Deliberate Primary Fires</p>  <p><b>8 Incidents</b> YTD – 24 Incidents Annual Target – 32 Incidents</p>	<p><b>HI 12</b> Deliberate Secondary Fires</p>  <p><b>27 Incidents</b> YTD – 84 Incidents Annual Target – 76 Incidents</p>

## Year-to-Date Legend

	Below headline target
	Less than 10% above headline target
	More than 10% above headline target

## PERFORMANCE HIGHLIGHTS

During the reporting period the SFRS attended a total of 817 incidents across Perth & Kinross.



Of the 12 headline indicators and targets, the following Q3-Q4 performance should be noted:

**HI 1** - There were **64 Accidental Dwelling Fires (ADF)** reported. Fire damage at 41 incidents was reported as limited to item of ignition, 11 limited to the room of ignition and 2 whole building requiring a hosereel or main jet to extinguish. 44 properties were fitted with smoke detection all of which operated and gave early warning to the occupants. All properties were given a HFSV and where required standalone smoke detection fitted and advice given by Firefighters. The main cause was cooking and human contributing factor being distraction, 9 with drugs or alcohol being involved.

**HI 2 / HI 3** - There were **0 ADF Fatal Casualties** and **8 ADF Non-Fatal Casualties** which is a reduction on the previous reporting period.

**HI 4** - There were **16 Non-Domestic Building Fires** which reflects an increase of one on the previous period (15). 10 incidents resulted in minor damage, 4 limited to room of origin and 2 affecting more than 2 floors. At 4 of these incidents' firefighters extinguished the fire using a fire extinguisher or hosereel.

**HI 5 / HI 6** – There were **0 Non-Domestic Fatal Fire Casualties** and **4 Non-Domestic Casualties** recorded during this period.

**HI 7** - We attended **45 Road Traffic Collision's (RTCs)** to assist with scene safety or to extricate occupants trapped as a result of a collision. Of the 45 incidents attended, 11 incidents required technical extrication to release casualties.

**HI 8 / HI 9** - Of the 45 RTC incidents we attended, there were **0 RTC Fatalities** which represents a decrease from the previous reporting period (4) and **18 Non-Fatal Casualties** which represents a decrease from the previous reporting period (30).

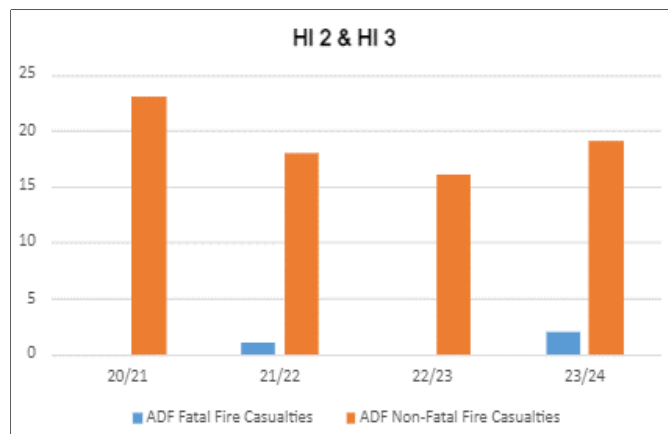
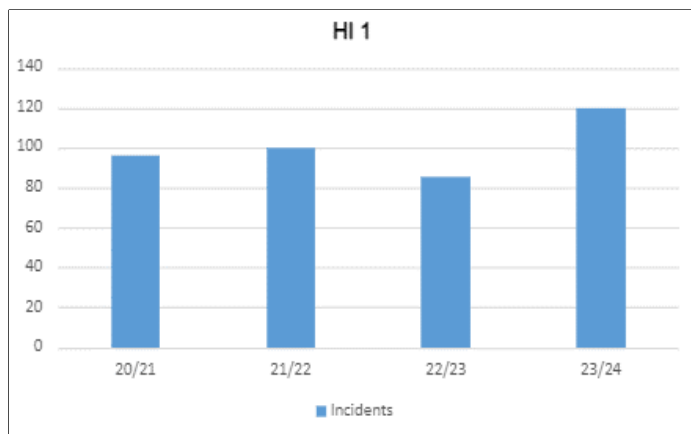
**HI 10** - The SFRS mobilised to **102 Unwanted Fire Alarm Signals (UFAS)** incidents from a total of 422 False Alarms during the reporting period.

**HI 11 / HI 12** - There were **8 Deliberate Primary Fires** reported. 4 involved vehicles and 4 structures. There were **27 Deliberate Secondary Fires** reported which represents a decrease of 30 on the previous reporting period (57). There were no trends identified regards locality however all involved grassland, woodland or refuse.

Our firefighters continue to train in all aspects of their role to ensure they are operationally prepared, and we continue to gather information on local risks to assist us in an emergency through our Operational Intelligence visits.

We continue to deliver face to face engagement in partnership within our communities to ensure we can continue to help those who are most vulnerable.

## PRIORITY 1 - IMPROVING FIRE SAFETY IN THE HOME



	20/21	21/22	22/23	<b>23/24</b>	Annual Target
<b>HI1</b>	96	100	85	<b>120</b>	122

	20/21	21/22	22/23	<b>23/24</b>	Annual Target
<b>HI2</b>	0	1	0	<b>2</b>	0
<b>HI3</b>	23	18	16	<b>19</b>	20

### Indicator Description

#### HI 1 – Accidental Dwelling Fires

The largest single type of primary fire within P&K, our aim is to reduce the rate of ADF's in the home and their prevention is a key focus of SFRS community safety activity.

#### HI 2 – ADF Fatal Casualties

People for whom fire has been clearly identified as the cause of death, even if they die some-time after the actual fire.

#### HI 3 – ADF Non-Fatal Casualties

This counts all types of non-fatal fire injury in the home, including precautionary checks.

### What we aim to Achieve

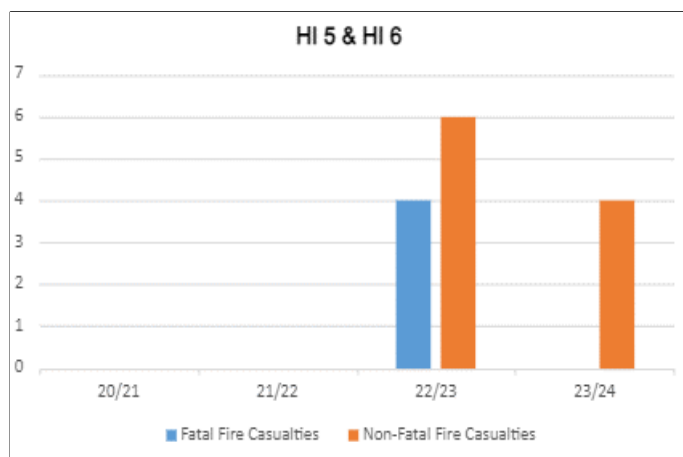
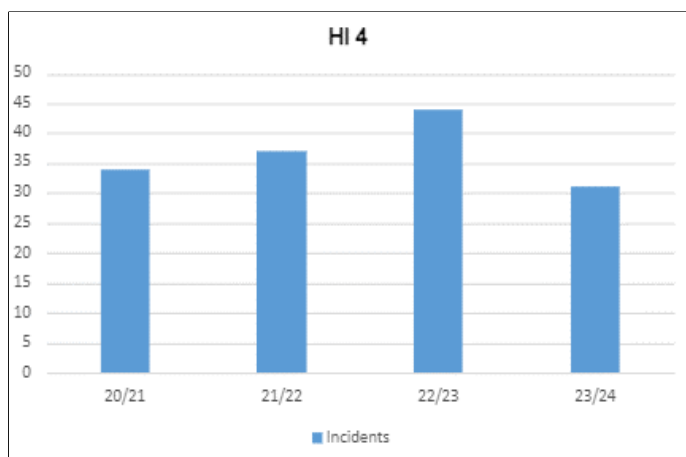
Priority One: Improving Fire Safety in the Home, meeting the headline targets will also support a long-term vision in the Perth & Kinross LOIP objectives:

- Developing educated, responsible and informed citizens
- Supporting people to lead independent, healthy and active lives
- Creating a safe and sustainable place for future generations

### Performance Management

Within Perth & Kinross we continue to work with our partners to ensure we positively contribute to reducing the risk to our communities and staff by analysis of our operational activities and targeting those most at risk and vulnerable, particularly around unintentional harm in the home. These targeted initiatives delivered in partnership will continue to develop and improve as we move forward together to ensure we provide the most appropriate support for our communities with regards to unintentional harm.

## PRIORITY 2-FIRE SAFETY AND RESILIENCE IN THE BUSINESS COMMUNITY



	20/21	21/22	22/23	23/24	Annual Target
<b>HI4</b>	34	37	44	31	57

	20/21	21/22	22/23	23/24	Annual Target
<b>HI5</b>	0	0	4	0	0
<b>HI6</b>	0	0	6	4	9

### Indicator Description

#### HI 4 - Non-Domestic Building Fires Applicable to the Act

Non-domestic buildings applicable to Part 3 of the Fire (Scotland) Act 2005 ('The Act') (e.g. care homes, hotels and hospitals etc.)

#### HI 5 – Fatal Fire Casualties in Non-Domestic Building Fires applicable to the Act

People for whom fire has been clearly identified as the cause of death, even if they die some-time after the actual fire.

#### HI 6 – Non-fatal Fire Casualties in Non-Domestic Building Fires applicable to the Act

Counts all types of non-fatal fire injury in non-domestic buildings, including precautionary checks.

### What we aim to Achieve

Priority Two: Improving Fire Safety and Resilience in the Business Community, we also link this headline target to improving the following Perth & Kinross LOIP outcomes:

- Promoting a prosperous, inclusive and sustainable economy
- Supporting people to lead independent, healthy and active lives
- Creating a safe and sustainable place for future generations

### Performance Management

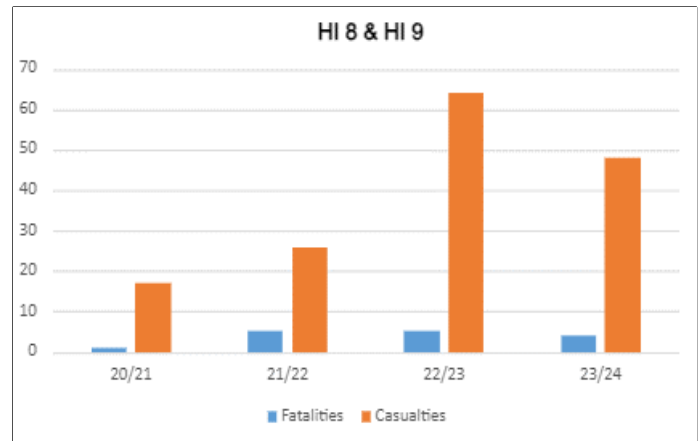
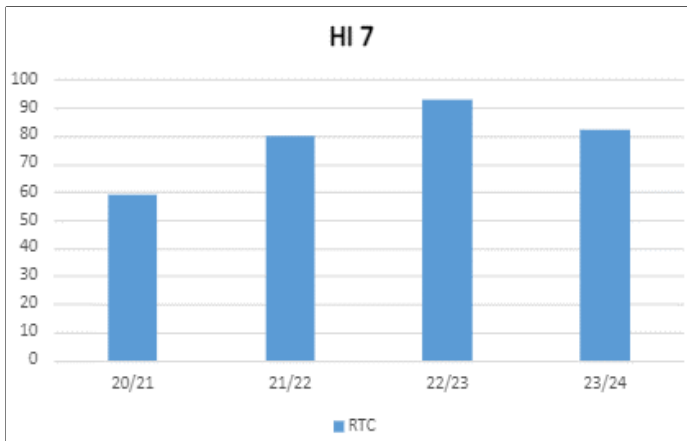
In-line with our Fire Safety Enforcement Plan, Fire Safety Enforcement Officers support local businesses to enable suitable and timely legislative fire safety guidance and enforcement to be undertaken. We also continue to engage and support local and national business forums to ensure the right level of consistent information is provided to the business community.

129 Audits were undertaken during the reporting period including: 34 Guest Houses; 24 Care Homes; 20 Boarding Schools; 9 Self-Catering Premises; 8 Hospitals (wards in larger hospitals); 7 Hotels; 7 HMOs; 5 Licensed Premises; 15 Others. 6 Post Fire Audits were completed following fire related incidents at relevant premises with no trends were identified.

There were no enforcement/formal notices issued within any business in Perth and Kinross.



## PRIORITY 3 – MINIMISING THE IMPACT OF UNINTENTIONAL HARM



	20/21	21/22	22/23	<b>23/24</b>	Annual Target
<b>HI7</b>	59	80	93	<b>82</b>	90

	20/21	21/22	22/23	<b>23/24</b>	Annual Target
<b>HI8</b>	1	5	5	<b>4</b>	0
<b>HI9</b>	17	26	64	<b>48</b>	67

### Indicator Description

#### HI 7 - RTC Incidents

The SFRS has become increasingly involved in more non-fire related prevention work, in support of its role in promoting the wider safety and well-being of its communities, including minimising the impact of unintentional harm.

#### HI 8 – Fatal RTC Casualties

As a headline target, the aim is to reduce the risk of death from RTC's in Perth & Kinross.

#### HI 9 - Non-fatal RTC Casualties

As a headline target, the aim is to reduce the risk of injury from RTC's in Perth & Kinross.

### What we aim to Achieve

As well as helping to deliver Priority three: Minimising the Impact of Unintentional Harm, we also link these headline targets to improving the following Perth & Kinross LOIP outcomes:

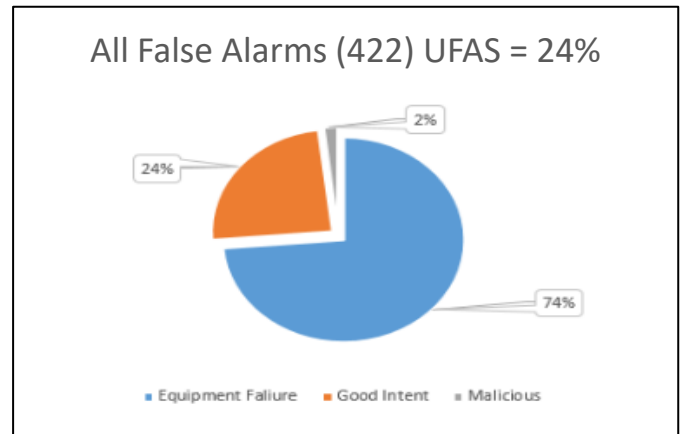
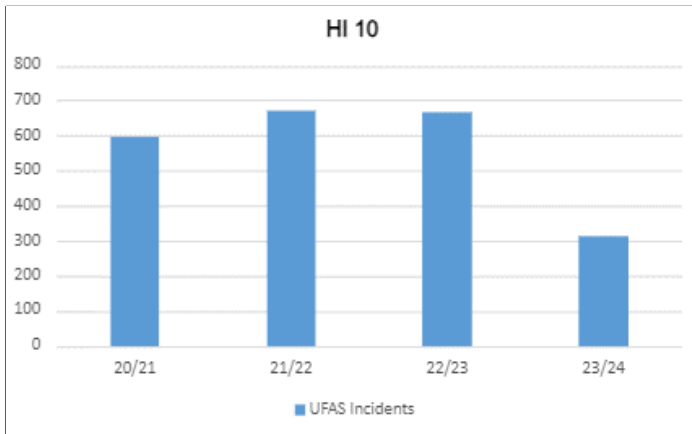
- Developing educated, responsible and informed citizens
- Supporting people to lead independent, healthy and active lives
- Creating a safe and sustainable place for future generations

### Performance Management

RTCs account for a high number of casualties every year which requires a multi-agency partnership approach to reduce these risks to those on our roads.

P&K Road Safety Partnership is a multi-agency group working locally to establish reduction priorities and influence the content of the P&K Road Safety Plan. Delivered within schools and local business the Young Driver Programme utilises VR headsets to provide an immersive experience to users on Road Safety. We continue to focus on education, changing attitudes and behaviours and to date have delivered to 787 young people within the P&K area including HMP Perth and HMP Castle Huntly. The P&K Road Safety Partnership evaluation has now concluded and with the findings being extremely positive.

## PRIORITY 4 - REDUCING UNWANTED FIRE ALARM SIGNALS



	20/21	21/22	22/23	23/24	Annual Target
<b>HI10</b>	595	673	669	<b>314</b>	615

Property Types	
Residential Home	56
Hospitals	43
Hotels	32
Care Homes, Sheltered Housing	20
Primary School	12

### Indicator Description

#### HI 10 – Unwanted Fire Alarm Signals (UFAS)

Automatic Fire alarms (AFA's) are fundamental to providing early warning from fire, giving people the chance to evacuate safely. However, to be effective, they must be properly installed, maintained, and supported by a robust fire safety management regime implemented by the Duty Holder.

As a headline target, the aim is to improve fire safety management and awareness, by reducing the number of attendances to UFAS from automatic systems in Non-Domestic buildings.

### What we aim to Achieve

As well as helping to deliver Priority Four: Reducing Unwanted Fire Alarm Signals, we also link this headline target to improving the following Perth & Kinross LOIP outcome:

- Promoting a prosperous, inclusive and sustainable economy

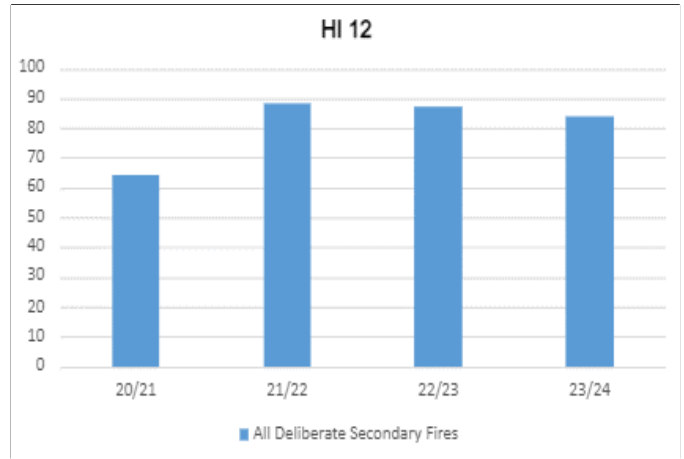
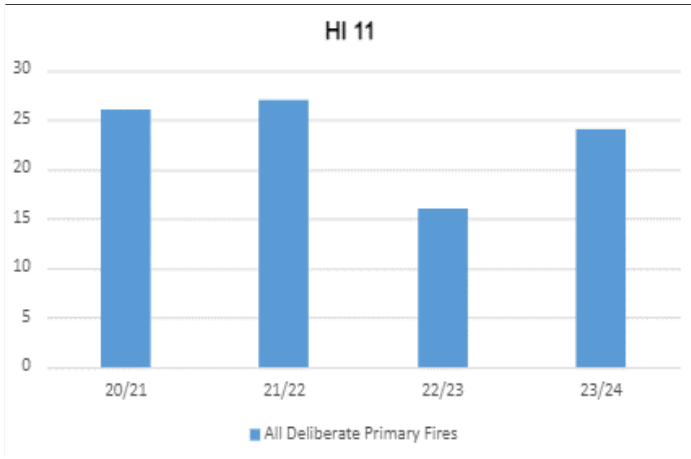
### Performance Management

UFAS from AFA's has an impact in terms of unnecessary blue light journeys, redirecting SFRS resources away from other activities such as community safety engagement and causing considerable disruption to businesses.

Operational crews continue to investigate the cause of every UFAS incident to ensure the appropriate level of engagement with the Duty Holder is undertaken when in attendance. Every UFAS incident that the SFRS attends is used as an opportunity to educate the Duty Holder on the impact UFAS has on their businesses, the community and the Fire and Rescue Service.

Following the UFAS Stakeholder Consultation, from 1 July 2023 the SFRS no longer mobilise to AFA's within Non-Sleeping risk premises unless a fire is confirmed. This has led to a significant reduction in UFAS mobilisations within P&K providing opportunities for reinvesting the released capacity into areas that would deliver greater value, such as upskilling, training and further prevention work.

## PRIORITY 5 - REDUCING DELIBERATE FIRES



	20/21	21/22	22/23	<b>23/24</b>	Annual Target
<b>HI11</b>	26	27	16	<b>24</b>	32

	20/21	21/22	22/23	<b>23/24</b>	Annual Target
<b>HI12</b>	64	88	87	<b>84</b>	76

### Indicator Description

#### HI 11 – Deliberate Primary Fires

These indicators account for all types of fire that are believed to have been started intentionally.

- Fires in the home
- Fires in non-domestic buildings
- Fires in motor vehicles

#### HI 12 – Deliberate Secondary Fires

These deliberate fires cover the majority of outdoor fires including grassland and refuse fires and include fires in derelict buildings, but not chimney fires.

### What we aim to Achieve

As well as helping to deliver Priority Five: Reducing Deliberate Fires, we also link this headline target to improving the following Perth & Kinross LOIP outcomes:

- Developing educated, responsible and informed citizens
- Promoting a prosperous, inclusive and sustainable economy
- Supporting people to lead independent, healthy and active lives
- Creating a safe and sustainable place for future generations

### Performance Management

The proactive approach adopted particularly around youth engagement endeavours to reduce the number of deliberate fires, particularly secondary fires, as part of a wider youth awareness education initiative.

These include a targeted approach working with local schools along with national campaigns during the summer season to reduce this unacceptable, anti-social behaviour. This continual programme of input with regards deliberate fire raising is delivered alongside other educational safety programmes across Perth and Kinross particularly within the Perth City area.

The SFRS Community Action Team continue to monitor secondary fires and liaise closely with Police, Safer Communities and partners as part of a targeted approach to reduce such events.

## PRIORITY 6 - RISK MANAGEMENT AND OPERATIONAL PREPAREDNESS

**Risk Management and Operational Preparedness** is a key area of work for the SFRS. In Perth & Kinross, this means:

- Knowing what the risks are in Perth & Kinross and then making plans, so we are resilient to respond to any event
- Being prepared to respond to national threats or major emergencies
- Developing flexibility to deploy crews, to take on a broadening role within the community
- Firefighters being equipped to deal with emergencies safely and effectively and our stations being in a constant state of readiness
- Safe, secure, vibrant and sustainable communities
- An inclusive and sustainable economy
- An enhanced, protected and enjoyed natural and built environment
- Improved physical, mental and emotional health and well-being

### What we aim to Achieve

As well as helping to deliver Priority Six: Effective Risk Management and Operational Preparedness, our activities also support improving the following Perth & Kinross LOIP objectives:

- Developing educated, responsible and informed citizens
- Promoting a prosperous, inclusive and sustainable economy
- Supporting people to lead independent, healthy and active lives
- Creating a safe and sustainable place for future generations

During the reporting period we have delivered our training commitment to operational firefighters, whereby we trained and confirmed their preparedness to deal with:

- Breathing Apparatus
- Casualty Care
- Incident Command
- Road Traffic Collisions
- Tactical Ventilation
- Pumps and Ladders

Within P&K, our On-Call Volunteer stations, Kinloch Rannoch, Kirkmichael and Glenshee have enhanced capabilities which allows them to be mobilised to RTCs ensuing resilience in our more remote communities.

In addition Flood Response Stations (Kinross, Comrie, Blairgowrie and Aberfeldy,) are now fully operational and are utilised during spate weather events to support Swift Water Rescue Stations. Alyth and Pitlochry have been designated as Wildfire Response Stations and have been issued with specialist PPE and equipment with training underway.

Firefighters continue to conduct Operational Intelligence visits to sites gathering information to support Water Incident Response Plans, Wildfire Plans, Domestic Site Specific Information along with Heritage and Commercial buildings within their station area. The addition of new tablets on appliances allows Firefighters to review incident risk information enroute to incidents ensuring they are familiar with the associated risks and hazards and can take effective actions in dealing with incidents on arrival. They also continue to conduct Home Safety Visits, ensuring that all high risk properties are visited, and telephone contact made with all medium and low risk properties.

Our Development Firefighter yearly assessments are also continuing to ensure that they are developing their skills in line with their 3-year Modern Apprenticeship. We are also continuing our advertising campaign with a view to filling a number of vacant posts within our On-Call stations.

# APPENDIX 1: COMMUNITY SAFETY ENGAGEMENT PROGRAMMES

This section provides details of Community Safety Engagement initiatives undertaken within P&K. The Safer Communities Partnership work together to provide community safety messages, education, training and support. This compliments risk reduction strategies to support our communities, particularly those most vulnerable. Working collaboratively, it also supports the priorities within the Local Fire and Rescue Plan, Perth & Kinross Local Outcomes Improvement Plan and the wider Perth & Kinross Council Community Planning Partnerships priorities.

 **Follow**

In 2022-23, 57.3% of fires in Scotland were recorded as deliberate. Most are outdoors. Many involve young people. Make sure children & young people know the risks of 'playing with fire'.  
Leaflet: [rb.gy/92ibdl](https://rb.gy/92ibdl)  
Fire Safety Support and Education: [rb.gy/ra1xur](https://rb.gy/ra1xur)



 **Follow**

Talk to young people about safety around water. They should never swim in an unsupervised area like lochs, rivers, sea or ponds where there isn't an adult to help if they get into trouble.  
Leaflet: [rb.gy/n0xq32](https://rb.gy/n0xq32)  
More: [rb.gy/dhkhx0](https://rb.gy/dhkhx0)  
[@RNLI](https://twitter.com/RNLI) [@RLSSUK](https://twitter.com/RLSSUK) [@RoSPA](https://twitter.com/RoSPA)



 **Follow**

Last year our firefighters responded on average to one wildfire every day between Spring and Summer.  
It is crucial that everyone acts safely and responsibly outdoors to prevent wildfires.  
Visit [ow.ly/JCpY50QJuSX](https://ow.ly/JCpY50QJuSX) for more guidance.



 **Follow**

Cooking up something tasty for tea? Make sure you do so safely - most house fires start in the kitchen. Never leave pans unattended. Don't leave children or pets unattended in the kitchen. Don't cook if you've been drinking or are feeling tired.  
More: [rb.gy/ikj6n](https://rb.gy/ikj6n)



 **Follow**

If fire broke out, would you know what to do? Read our tips now. Knowing the basics and having a fire action plan - where everyone knows what to do in an emergency - could save lives.  
[firescotland.gov.uk/at-home/in-an-...](https://firescotland.gov.uk/at-home/in-an-...)



 **Follow**

Do you know someone who is over 50, smokes and Lives alone or Uses medical oxygen or Has mobility issues? Phone 0800 0731 999 or text FIRE to 80800  
[#MakeTheCall](https://twitter.com/MakeTheCall)



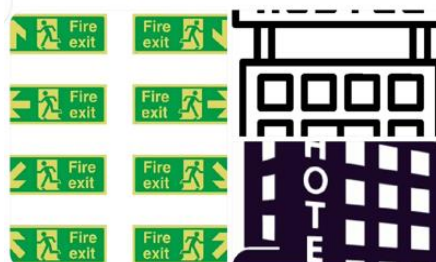
 **Follow**

In 2022-23 we attended 7,631 deliberate refuse fires, including rubbish & fly-tipping. DON'T: Store bins/sacks against your home. Overfill your bin or leave rubbish around it. Put bins out until the day your refuse is collected.  
More: [rb.gy/ityl2v](https://rb.gy/ityl2v)



 **Follow**

When you're staying in a hostel or hotel CHECK your fire escape information. Make sure you know where the fire exits are. Plan your escape route. It only takes a minute for fire to break out. Every second counts when you need to escape. Ensure you know the quickest escape route.



## APPENDIX 2: NOTABLE INCIDENTS / EVENTS

SFRS attended 817 incidents of which a number had a serious impact on members of our communities and their families.

### 180 High Street, Perth



Crews were mobilised to a fire at 180 High Street, Perth. 4 Rescue Pumps, a High Reach Appliance and Breathing Apparatus Support Unit attended the incident. The fire was quickly extinguished by Firefighters wearing breathing apparatus using main jets and a systematic search of all the flats above was undertaken to confirm all persons were accounted for. Due to the building construction a significant amount of cutting away and cooling of hot spots was required, utilising thermal image cameras. SFRS were assisted throughout the incident by partners including Police Scotland, SAS SORT and PKC Emergency Response Officer.

### Blair Castle Exercise



An exercise took place at Blair Castle with crews attending from Pitlochry, Aberfeldy, Dunkeld and Kirkmichael. This is an annual exercise undertaken with estate staff as part of their business continuity planning should there be a fire within the castle, providing opportunity to test procedures including roll call and salvage plans as well as ensuring crews are familiar with the risks within their areas.

## RTC, A85 near New Fowlis



RTC involving a single vehicle that left the roadway colliding with a large oak tree and coming to rest on its side. With persons trapped, crews from Perth and Crieff quickly stabilised the vehicle creating a safe working platform to extricate the casualty. Assisted throughout by partners, crews utilised powered rescue equipment to cut, fold and remove the roof creating maximum space to extricate the casualty safely.