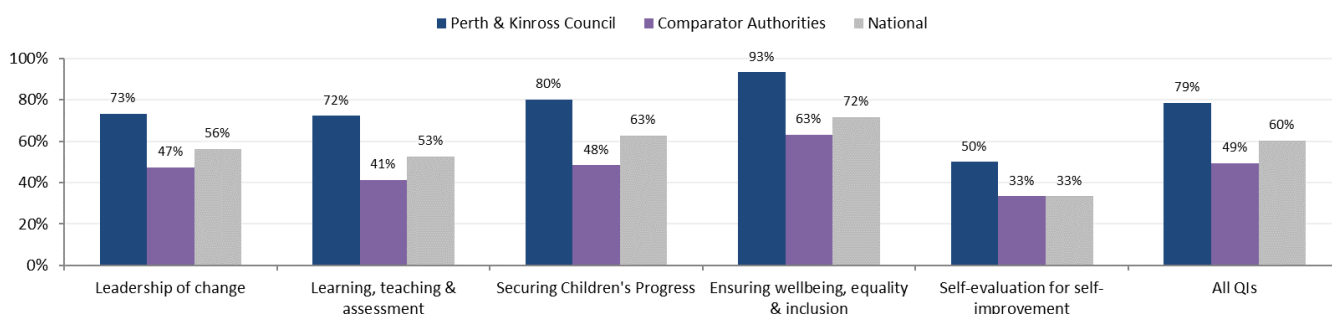


Appendix E: Cumulative ELC Settings and Primary School Inspection Performance relative to Comparator Authorities¹, by Education Scotland Quality Indicator, Academic Years 2016/17 – 2021/22

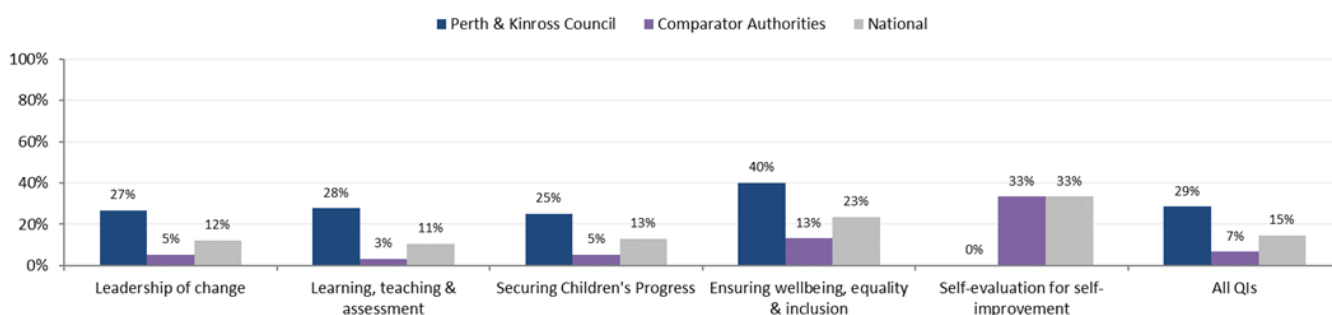
Commentary: Performance is consistently good across all quality indicators and well above comparators averages, especially at the higher end of 'very good or better'.

ELC Settings

Quality Indicators (QIs) - Good or better (%)



Quality Indicators (QIs) - Very Good or better (%)

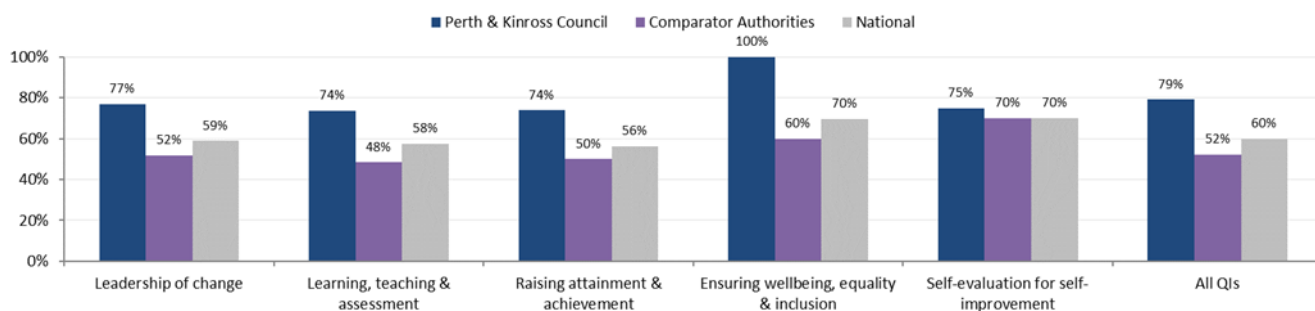


Quality Indicator	Leadership of Change	Learning, teaching & assessment	Securing Children's Progress	Ensuring wellbeing, equality & inclusion	Self-evaluation for self-improvement	All Quality Indicators
No. of Inspections in PKC	15	18	20	15	2	70

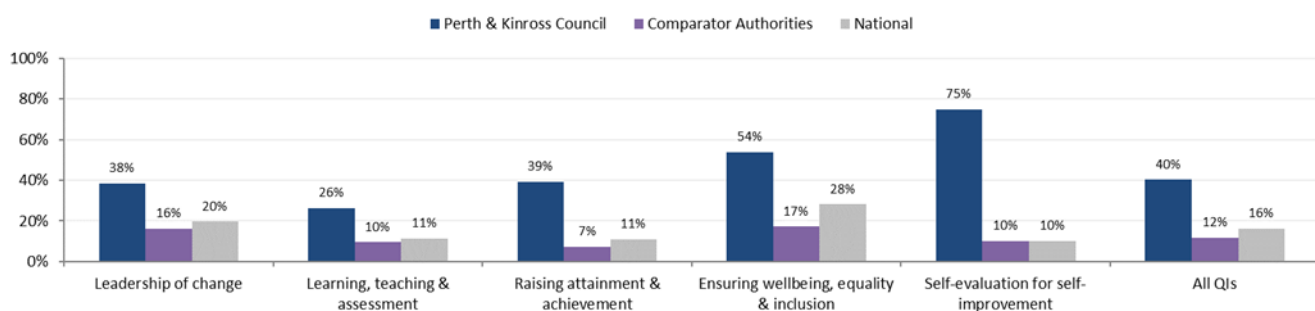
¹ Argyll and Bute, Aberdeenshire, Stirling, Scottish Borders and Highland Council. Comparator data up to June 20. The number of recent inspections of secondary schools is insufficient for benchmarking.

Primary Schools

Quality Indicators (QIs) - Good or better (%)



Quality Indicators (QIs) - Very Good or better (%)



Quality Indicator	Leadership of Change	Learning, teaching & assessment	Raising attainment & achievement	Ensuring wellbeing, equality & inclusion	Self-evaluation for self-improvement ²	All Quality Indicators
No. of Inspections in PKC	13	19	23	13	4	72

² This indicator is only inspected in the previous 'Short' inspection model.