



QUARTERLY MONITORING REPORT

Covering the activities and performance in support of the Local Fire and Rescue Plan for Perth & Kinross.



SCOTTISH
FIRE AND RESCUE SERVICE
Working together for a safer Scotland

Quarter One: 2021/22

**Working together
for a safer Scotland**



ABOUT THE STATISTICS IN THIS REPORT

The activity totals and other statistics quoted in this report are provisional in nature and subject to change as a result of ongoing quality assurance and review.

Because all statistics quoted are provisional there may be slight differences in the period totals quoted in our reports after original publication which result from revisions or additions to the data on our systems.

From 2015-16 onwards responsibility for the publication of end-year statistical data transferred from the Scottish Government to the SFRS. This change of responsibility does not affect the status of the figures quoted in this and other SFRS reports presented to the Committee.

TABLE OF CONTENTS	PAGE
Introduction	5
Quarterly Performance Summary	6
Quarterly Performance Highlights	7
Priority 1 - Improving Fire Safety in The Home	8
HI 1 – Accidental Dwelling Fires (ADF)	8
HI 2 – ADF Fatal Casualties	8
HI 3 – ADF Non-Fatal Casualties	9
Priority 2 - Improving Fire Safety and Resilience in the Business Community	10
HI 4 - Non-Domestic Building Fires	10
HI 5 – Fatal Casualties in Non-Domestic Buildings	11
HI 6 – Non-Fatal Casualties in Non-Domestic Buildings	12
Priority 3 - Minimising the Impact of Unintentional Harm	13
HI 7 – Road Traffic Collision (RTC) Incidents	13
HI 8 – Fatal RTC Casualties	13
HI 9 – Non-Fatal RTC Casualties	14
Priority 4 - Reducing Unwanted Fire Alarm Signals	15
HI 10 – Unwanted Fire Alarm Signals (UFAS)	16
Priority 5 - Reducing Deliberate Fires	17
HI 11 – Deliberate Primary Fires	17
HI 12 – Deliberate Secondary Fires	18
Priority 6 - Effective Risk Management and Operational Preparedness	19
Activity Update	
APPENDIX 1: COMMUNITY SAFETY ENGAGEMENT PROGRAMMES	20
APPENDIX 2: NOTABLE INCIDENTS / EVENTS	21-23

This page is intentionally blank

INTRODUCTION

This quarter one (21/22) monitoring report covers the SFRS's performance and activities in support of the six priorities in the Local Fire and Rescue Plan for Perth & Kinross, namely:

- Priority 1 - Improving fire safety in the home
- Priority 2 - Improving fire safety and resilience in the business community
- Priority 3 - Minimising the impact of unintentional harm
- Priority 4 - Reducing unwanted fire alarm signals
- Priority 5 - Reducing deliberate fires
- Priority 6 - Effective risk management and operational preparedness













As well as supporting the six priorities in the Local Fire and Rescue Plan for Perth & Kinross, this monitoring report shows how SFRS activities and performance contribute to the wider priorities of the Perth & Kinross Council Community Planning Partnership (CPP), as set out in the Perth & Kinross Community Plan (LOIP).

The figures in this report are provisional, to provide the Committee with the SFRS's direction of travel in the Perth & Kinross area, in terms of performance against headline indicators and targets. Most figures will not change; however, members should note that there may be some small variations for some indicators when the final confirmed figures are published by the SFRS.




The Perth & Kinross Council Housing and Communities Committee agreed the new Local Fire and Rescue Plan for Perth & Kinross on 2 December 2020, covering a three-year period. In support of delivering the priorities in this plan, 12 headline indicators and targets have been set, and form the basis of this quarterly monitoring report.

PERFORMANCE SUMMARY

The table below provides a summary of quarter one activity and year to date (YTD) performance against Headline Indicators and annual targets. It aims to provide, at a glance, our direction of travel during the current reporting year.

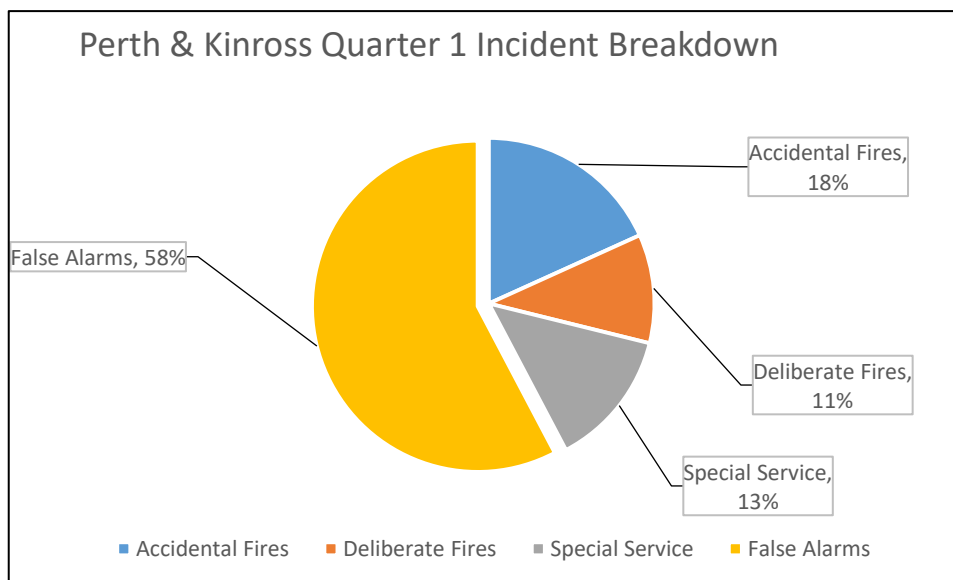
<p>HI 1 Accident Dwelling Fires (ADF)</p>  <p>Q1 – 30 Incidents YTD – 30 Incidents Annual Target – 104 Incidents</p>	<p>HI 2 ADF Fatal Casualties</p>  <p>Q1 – 0 YTD – 0 Annual Target – 0</p>	<p>HI 3 ADF Non-Fatal Casualties</p>  <p>Q1 – 3 YTD – 3 Annual Target – 18</p>
<p>HI 4 Non-domestic Building fires</p>  <p>Q1 – 8 Incidents YTD – 8 Incidents Annual Target – 53 Incidents</p>	<p>HI 5 Fatal Casualties in Non-Domestic Building Fires</p>  <p>Q1 – 0 YTD – 0 Annual Target – 0</p>	<p>HI 6 Non-Fatal Casualties in Non-Domestic Building Fires</p>  <p>Q1 – 0 YTD – 0 Annual Target – 6</p>
<p>HI 7 Road Traffic Collision (RTC) Incidents</p>  <p>Q1 – 11 Incidents YTD – 11 Incidents Annual Target – 83 Incidents</p>	<p>HI 8 Fatal RTC Casualties</p>  <p>Q1 – 0 YTD – 0 Annual Target – 4</p>	<p>HI 9 Non-Fatal RTC Casualties</p>  <p>Q1 – 6 YTD – 6 Annual Target – 70</p>
<p>HI 10 Unwanted Fire Alarm Signals</p>  <p>Q1 – 128 Incidents YTD – 128 Incidents Annual Target – 528 Incidents</p>	<p>HI 11 Deliberate Primary Fires</p>  <p>Q1 – 8 Incidents YTD – 8 Incidents Annual Target – 29 Incidents</p>	<p>HI 12 Deliberate Secondary Fires</p>  <p>Q1 – 45 Incidents YTD – 45 Incidents Annual Target – 80 Incidents</p>

Year-to-Date Legend

	Below headline target
	Less than 10% above headline target
	More than 10% above headline target

PERFORMANCE HIGHLIGHTS

During Quarter one (April -June) the SRFs attended a total of 499 incidents across Perth & Kinross.



Of the 12 headline indicators and targets, the following performance should be noted for Quarter one 21/22:

- The number of **Accidental Dwelling Fires (ADF's)** has increased slightly compared to average figures reported throughout 20/21 where we were reporting the lowest YTD number of ADFs in the last three years. The performance during quarter one is however lower than last year (Q1). This will be monitored closely going forward.
- There were no **ADF Fatal Casualties**
- The number of **ADF Non-fatal Casualties** (3) is equal to the three year average.
- The number of **Non-Domestic Building fires** (6) is reflecting a decrease for this quarter, last quarter and three-year average which is (12). There were no fatal casualties and no non-fatal casualties reported for quarter three in non-domestic building fires.
- The number of **Road Traffic Collisions** for quarter one is reflecting a decrease against the three-year average for this quarter (11 against 17). There is a decrease on the same quarter last year and the YTD numbers. There were no **Fatal RTC Casualties** reported for this quarter whilst **Non-Fatal RTC Casualties** is reporting six. The number of RTC casualties is the lowest for the last three years for this quarter and YTD.
- The number of **Unwanted Fire Alarm Signals (UFAS)** caused by automatic fire alarms (AFAs) in non-domestic buildings reports during Q1 is similar to the three year average 128 against 124. Of the 288 false alarms reported during this period, 76% were unwanted fire alarm signals- UFAS.
- The number of **Deliberate Primary Fires** is currently equal against the average, eight incidents against an average of eight. YTD we are slightly above expected numbers. The number of **Deliberate Secondary Fires** is reporting an increase for quarter 1. There were 45 incidents against a three-year average of 29. YTD we are above expected numbers also.

PRIORITY 1 - IMPROVING FIRE SAFETY IN THE HOME

HI 1 – Accidental Dwelling Fires (ADF)

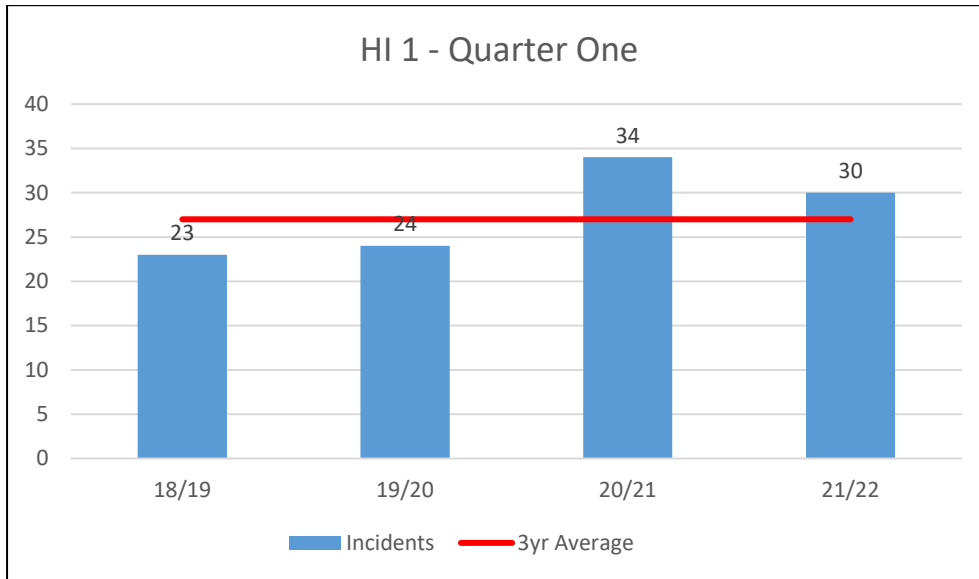


Table 1: Year to Date (April - June) Performance

	18/19	19/20	20/21	21/22	Annual Target
H1: ADF's	23	24	34	30	104

HI 2 - ADF Fatal Casualties & HI 3 - ADF Non-Fatal Casualties

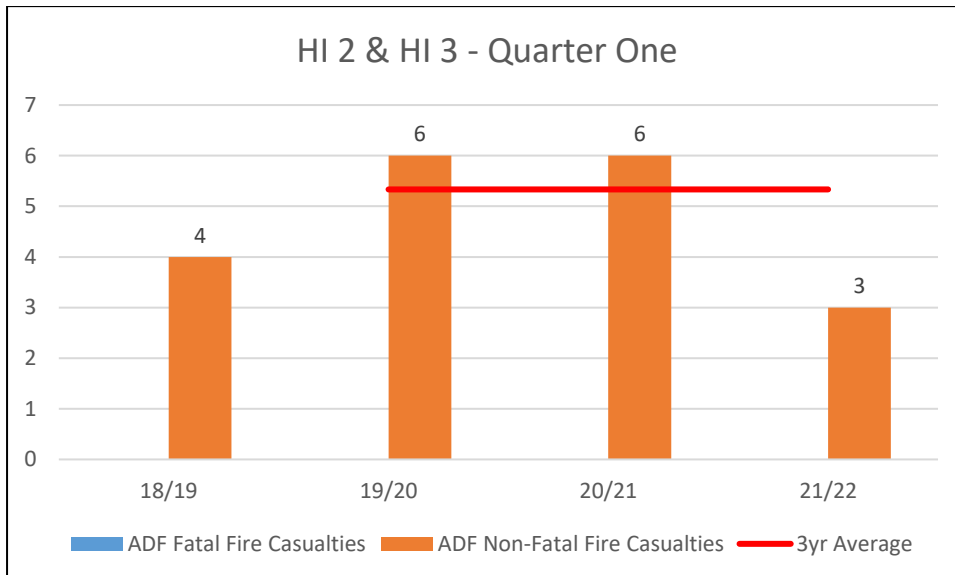


Table 2: Year to Date(April-June) Performance

	18/19	19/20	20/21	21/22	Annual Target
H2: ADF Fatal Casualties	0	1	0	0	0
H3: ADF Non-Fatal Casualties	4	6	6	3	18

Indicator Description

The largest single type of primary fire in Perth & Kinross is ADF in the home and their prevention is a key focus of the Service's community safety activity.

HI 1 – Accidental Dwelling Fires

As a headline target, the aim is to reduce the rate of ADF's, in a growing Perth & Kinross population, by keeping these fires **below 104**, each year.

HI 2 – ADF Fatal Casualties

This indicator counts those people for whom fire has been clearly identified as the cause of death, even if they die some-time after the actual fire. Those who die at, or after, the fire but where fire is **not** identified as the cause of death are not included in these figures. As a headline target, the aim is to have **Zero ADF Fatal Casualties**, in Perth & Kinross each year.

HI 3 – ADF Non-Fatal Casualties

This headline target counts all types of non-fatal fire injury in the home, including precautionary checks. As a headline target, the aim is to reduce the risk of injury from fire in the home, in an increasing Perth & Kinross population, by keeping fire injuries **below 18**, each year.

What we aim to Achieve

As well as helping to deliver Priority One: *Improving Fire Safety in the Home*, meeting the headline targets will also support a long-term vision in the Perth & Kinross LOIP.

We also link this headline target to improving the following Perth & Kinross LOIP objectives:

- Developing educated, responsible and informed citizens
- Supporting people to lead independent, healthy and active lives
- Creating a safe and sustainable place for future generations

Performance Management

There were 30 ADF's reported during quarter one which reflects a decrease on number of fires for the same quarter last year which was 34, however the three-year average (27) has been exceeded slightly. The fire damage in 12 incidents was reported as low level with 15 incidents medium and three as high. Of the 30 fires, 17 had previously been fitted with smoke detection, of which 14 operated and gave early warning to the occupiers. The total number of ADF's in general continues to decrease in the long term and we are reporting the equal lowest number of fires for the last five years. Due to the increase above average this quarter we will be monitoring the situation closely. We are therefore showing **Red** for not achieving the HI target.

There was no ADF Fatal Casualties during quarter one. We are therefore showing **Green** for achieving the HI 2 annual target. There were three ADF Non-Fatal Casualties during quarter one, one received a precautionary check-up, the other received first aid on scene and the last causality required hospital treatment with minor injuries. Oxygen was administered on two occasions. We are showing **Green** against the HI 3 annual target.

Within Perth & Kinross we will continue to work with our partners to ensure we positively contribute to reducing the risk to our communities and staff by analysis of our operational activities and targeting those most at risk and vulnerable, particularly around unintentional harm in the home. These targeted initiatives will continue to develop and improve as we move forward together to ensure we provide the most appropriate support for our communities regarding unintentional harm.

PRIORITY 2 – IMPROVING FIRE SAFETY AND RESILIENCE IN THE BUSINESS COMMUNITY

HI 4 - Non-Domestic Building Fires

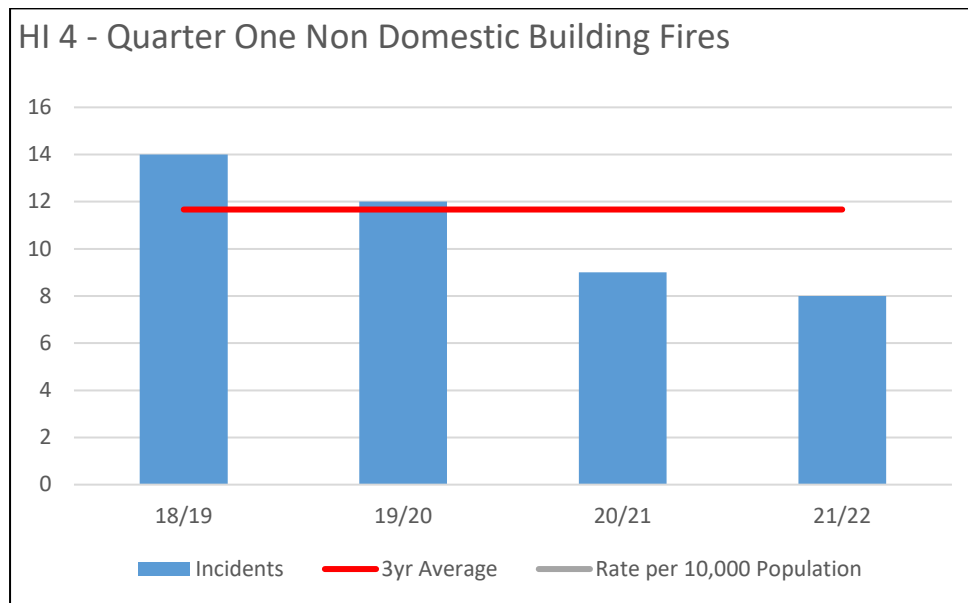
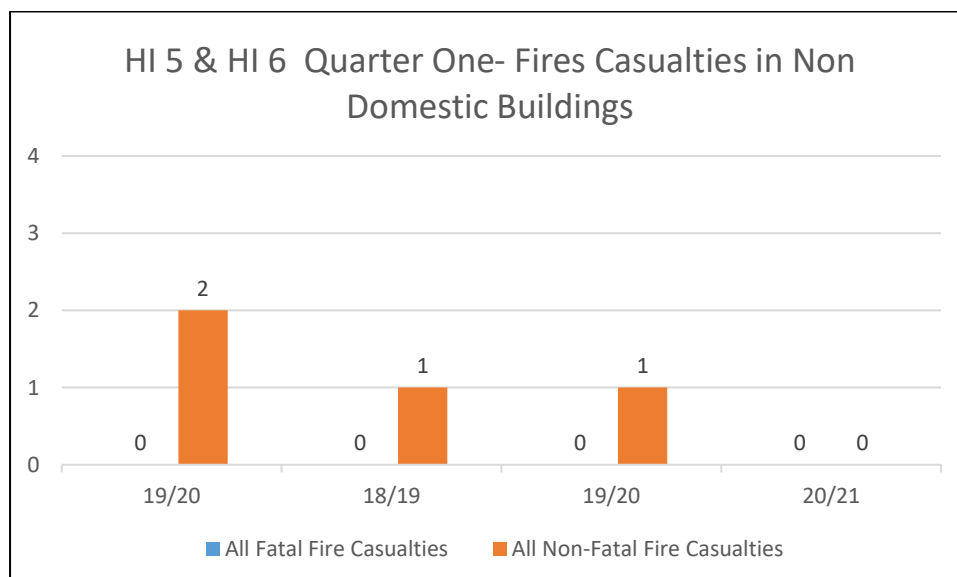


Table 3: Year to Date (April- June) Performance

	18/19	19/20	20/21	21/22	Annual Target
H4: Non-domestic Building Fires	14	12	9	8	52

HI 5 – Fatal Fire Casualties in Non-Domestic Buildings

HI 6 – Non-Fatal Fire Casualties in Non-Domestic Buildings



	18/19	19/20	20/21	21/22	Annual Target
H5: Fatal Fire Casualties	0	0	0	0	0
H6: Non-Fatal Fire Casualties	2	1	1	0	6

Table 4: Year to Date (April-June) Performance

Indicator Description

These headline indicators and targets cover the types of non-domestic buildings applicable to Part 3 of the Fire (Scotland) Act 2005 ('The Act') (e.g. care homes, hotels and hospitals etc.) and is designed to reflect the effectiveness of fire safety management in respect of these types of buildings.

HI 4 - Non-Domestic Building Fires Applicable to the Act

As a headline target, the aim is to reduce the rate of fires in non-domestic buildings (where The Act applies), by keeping these fires **below 53**, in Perth & Kinross each year.

HI 5 – Fatal Fire Casualties in Non-Domestic Building Fires Applicable to the Act

This indicator counts those people for whom fire has been clearly identified as the cause of death, even if they die sometime after the actual fire. Those who die at, or after, the fire but where fire is **not** identified as the cause of death are not included in these figures. As a headline target, the aim is to have **Zero Fatal Fire Casualties** in non-domestic buildings applicable to the Act, in Perth & Kinross each year.

HI 6 – Non-fatal Fire Casualties in Non-Domestic Building Fires Applicable to the Act

This headline target counts all types of non-fatal fire injury in non-domestic buildings, including precautionary checks. As a headline target, the aim is to reduce risk of injury from fire in non-domestic buildings, by keeping fire injuries **below 6**, in Perth & Kinross each year.

What we aim to Achieve

As well as helping to deliver Priority Two: *Improving Fire Safety and Resilience in the Business Community*, we also link this headline target to improving the following Perth & Kinross LOIP outcomes:

- Promoting a prosperous, inclusive and sustainable economy
- Supporting people to lead independent, healthy and active lives
- Creating a safe and sustainable place for future generations

Performance Management

There were only eight fires in non-domestic buildings during quarter one which is similar to the same quarter last year with (9) and on the previous quarter (four) (9). This also reflects a decrease for the quarter against the three-year average (12). Six incidents resulted in minor damage and the remaining two suffered medium heat and smoke damage. This therefore is showing **Green** against the HI 4 annual target to date.

There were no Non-Domestic Fatal Fire Casualties and no Non-Domestic Casualties during quarter one. YTD we are showing **Green** against the HI 6 annual target.

The COVID pandemic restrictions have impacted our ability to undertake fire safety audits within commercial buildings. In total, 25 fire safety audits were completed where access was permitted. In addition to these, fire safety enforcement officers (FSEO's) conducted audits within out multi storey buildings and sportsgrounds. Some of the audits completed were undertaken remotely, this was particularly evident within care homes and hospitals. This process is likely to continue even as restrictions reduce. A great deal of fire safety enforcement activity involved the engagement with local businesses to ensure they were maintaining safety critical procedures during these uncertain times. There were no enforcement/formal notices issued during this period.

FSEOs will continue to provide the most appropriate level of support to local businesses to enable suitable and timely legislative fire safety guidance and enforcement to be undertaken. We also continue to engage with business forums to ensure the right level of information is given to the business community.

PRIORITY 3 – MINIMISING THE IMPACT OF UNINTENTIONAL HARM

HI 7 – Road Traffic Collision (RTC) Incidents

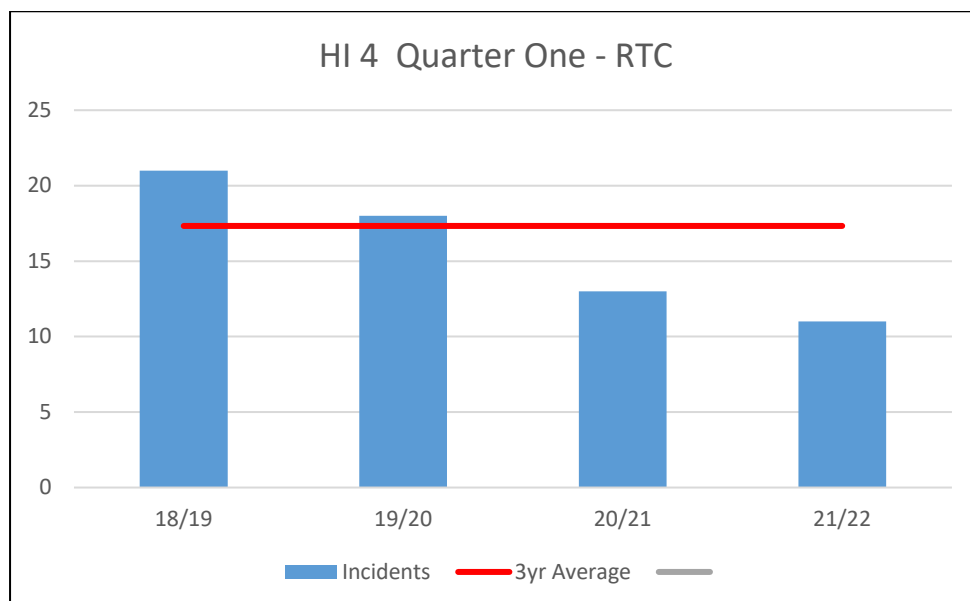


Table 5: Year to Date (April- June) Performance

	18/19	19/20	20/21	21/22	Annual Target
H7: RTC Incidents	21	18	13	11	83

HI 8 – Fatal RTC Casualties & H9 – Non-Fatal RTC Casualties

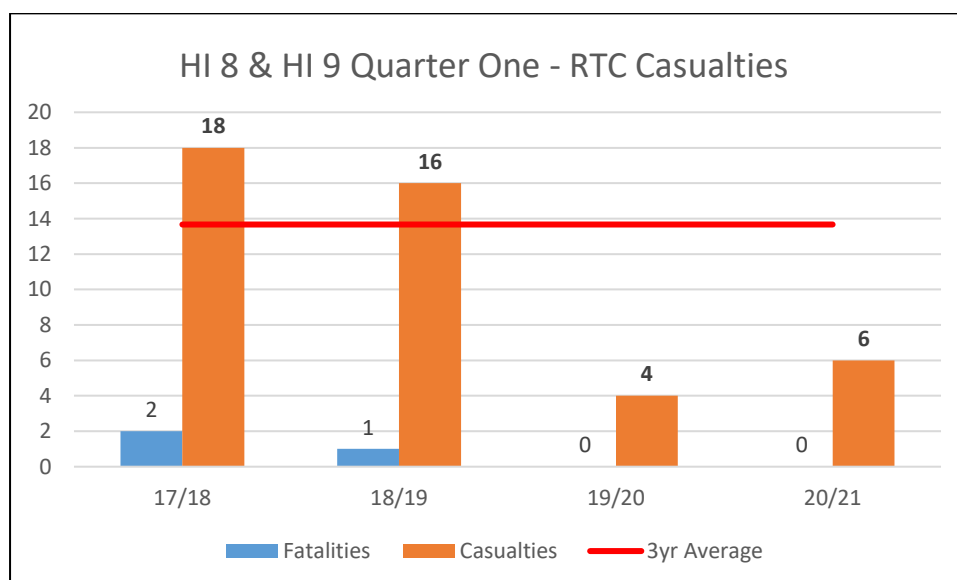


Table 6: Year to Date (April- June) Performance

	18/19	19/20	20/21	21/22	Annual Target
H8: Fatal RTC Casualties	4	6	1	0	4
H9: Non-Fatal RTC Casualties	18	16	4	6	70

Indicator Description

The SFRS has become increasingly involved in more non-fire related prevention work, in support of its role in promoting the wider safety and well-being of its communities, including minimising the impact of unintentional harm. The headline indicators and targets reflect the fact that most of non-fire related incidents attended by the SFRS in Perth & Kinross are RTC Incidents.

HI 7 - RTC Incidents

As a headline target, the aim is to reduce the rate of RTC incidents, by keeping them **below 83** each year.

HI 8 – Fatal RTC Casualties

As a headline target, the aim is to reduce the risk of death from RTC's in Perth & Kinross, by keeping them **below 4** each year.

HI 9 - Non-fatal RTC Casualties

As a headline target, the aim is to reduce the risk of injury from RTC's in Perth & Kinross, by keeping non-fire injuries **below 70** each year.

What we aim to Achieve

As well as helping to deliver Priority Three: *Minimising the Impact of Unintentional Harm*, we also link these headline targets to improving the following Perth & Kinross LOIP outcomes:

- Developing educated, responsible and informed citizens
- Supporting people to lead independent, healthy and active lives
- Creating a safe and sustainable place for future generations

Performance Management

We attended 11 RTC Incidents, to assist with safety of the incident scene and release/extricate occupants trapped in the vehicles as a result of a collision. This is reporting a decrease on the same quarter last year (13), last quarter (13). Of the 11 incidents attended, five required more technical extrication to release casualties. We are showing **Green** for achieving the HI 7 annual target.

Of all the RTC Incidents we attended during quarter one there were no recorded fatalities, therefore we are showing **Green** for achieving the HI 8 annual target.

Of the 11 RTC Incidents we attended during quarter one there were six non-fatal casualties which is similar on the same quarter last year (4), a decrease (80%) in the three-year average (14). YTD we are reporting six non-fatal casualties which is one of the lowest for the last five years, therefore we are showing **Green** for achieving the HI 9 annual target.

This type of incident accounts for around 3% of all incidents and 16% of all special service incidents attended this quarter. However, these types of incidents generally account for a high number of casualties every year which requires a multi-agency partnership approach to reduce these risks to people on our roads. Road Safety within Perth & Kinross has established a Road Safety Partnership to ensure we review our current position. This multi-agency group is reviewing this area of work locally with a view to establishing priorities for the partnership moving forward which will influence the content of Perth and Kinross Road Safety plan and subsequent actions. The Road Safety Plan is now in place which is supported by an annual action plan. These actions will ensure we work, as a partnership, towards integrating Road Safety initiatives that will reduce the impact of this type of incident locally.

PRIORITY 4 - REDUCING UNWANTED FIRE ALARM SIGNALS

HI 10 – Unwanted Fire Alarm Signals

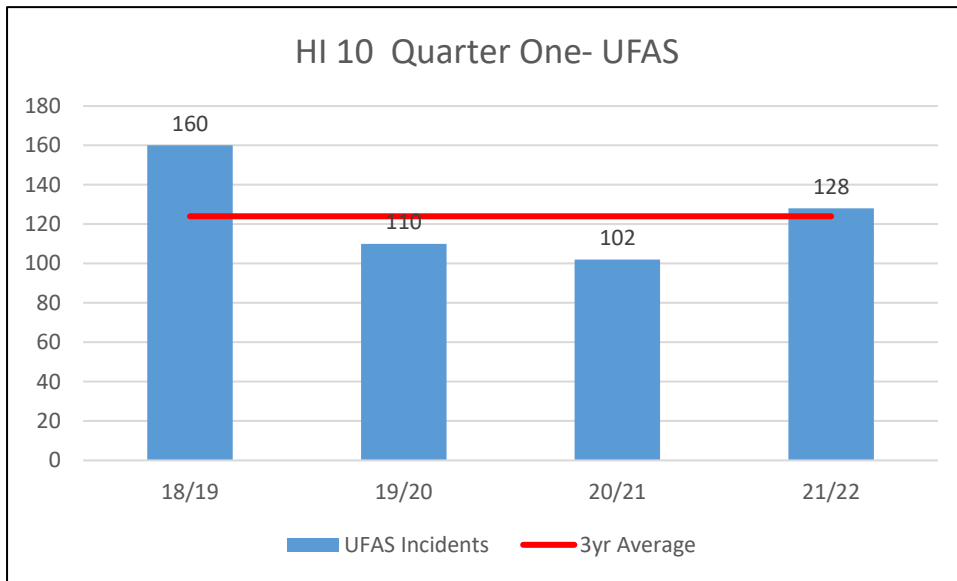
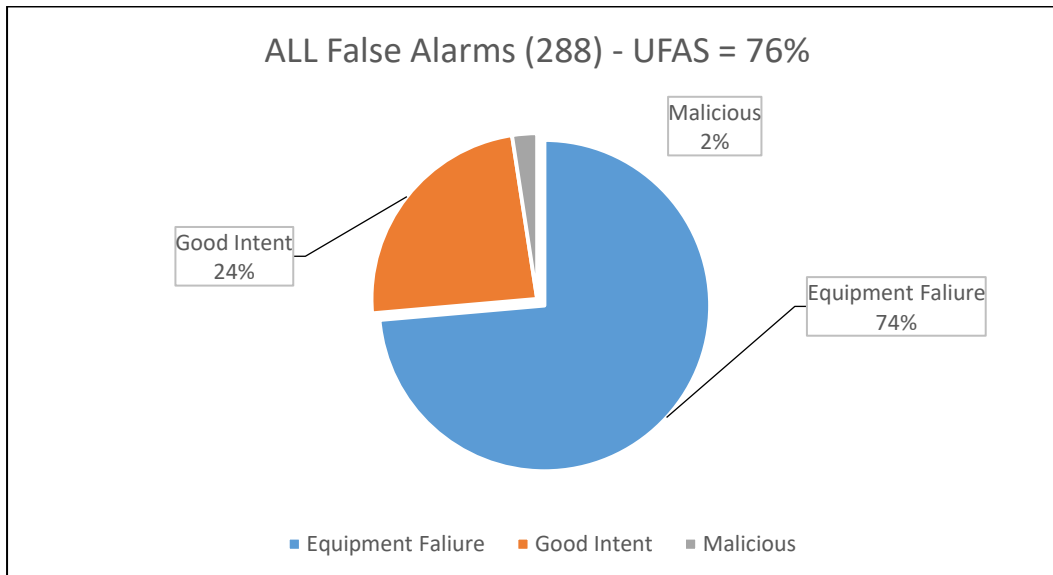


Table 7: Year to Date (April - June) Performance

	18/19	19/20	20/21	21/22	Annual Target
HI 10: UFAS Incidents	160	110	102	128	528

All False Alarms for Year to Date



Indicator Description

Automatic Fire alarms (AFA) are fundamental to providing early warning from fire, giving people the chance to evacuate safely. However, to be effective, they must be properly installed and maintained, and a good fire safety management regime must be in place by the duty holder, so they do not activate when there is no fire.

Every Unwanted Fire Alarm Signal (UFAS) from an AFA has an impact in terms of unnecessary blue light journeys, redirecting SFRS resources away from other activities such as community safety work and causing considerable disruption to businesses.

HI 10 – Unwanted Fire Alarm Signals (UFAS)

As a headline target, the aim is to improve fire safety management and awareness, by reducing the number of attendances to unwanted fire alarm signals (UFAS) from automatic systems in non-domestic buildings to **less than 528** each year.

What we aim to Achieve

As well as helping to deliver Priority Four: *Reducing Unwanted Fire Alarm Signals*, we also link this headline target to improving the following Perth & Kinross LOIP outcome:

- Promoting a prosperous, inclusive and sustainable economy

Performance Management

During quarter one 2021/22, SFRS were called out to 128 UFAS incidents from a total of 288 False Alarms. This is an increase (22%) in comparison to the same quarter in 2020/21 when there were 102 UFAS and an increase (3%) on the 3-year average of 124. In total, UFAS accounted for 26% of our total operational demand and were the cause of 44% of all false alarms in Perth & Kinross during quarter one.

The table below lists the 5 property types that had persistent call-outs due to UFAS during quarter one. When analysed further, it is the same property types that are causing UFAS in Perth & Kinross and nationally, the picture is very similar. Property types that made up the remaining incidents incurred one – two activations, The majority non sleeping risks.

Property Types - UFAS	21-22 Q1
Home, Nursing/Care, school, sheltered Housing	25
Hospital/ Medical Care	9
Education – Secondary and Primary	8
Offices	8
Industrial processing	5

During quarter one our operational crews continued to investigate the cause of every UFAS event to ensure the appropriate level of engagement with the duty holder when in attendance at these call-outs. Every UFAS incident SFRS attends is used as an opportunity to educate the duty holder about the impact UFAS has on their businesses, the community and the Fire and Recue Service.

Based on the annual UFAS Target we have set we are currently showing **Green** against the HI 10 annual target.

PRIORITY 5 – REDUCING DELIBERATE FIRES

HI 11 – Deliberate Primary Fires

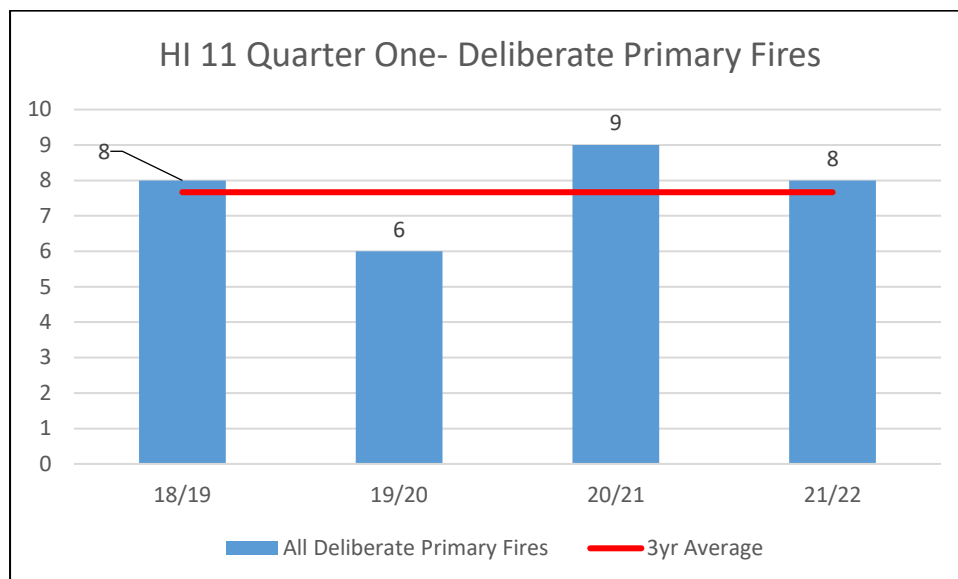


Table 8: Year to Date (April- June) Performance

	18/19	19/20	20/21	21/22	Annual Target
HI 11: Deliberate Primary Fires	8	6	9	8	29

HI 12 – Deliberate Secondary Fires

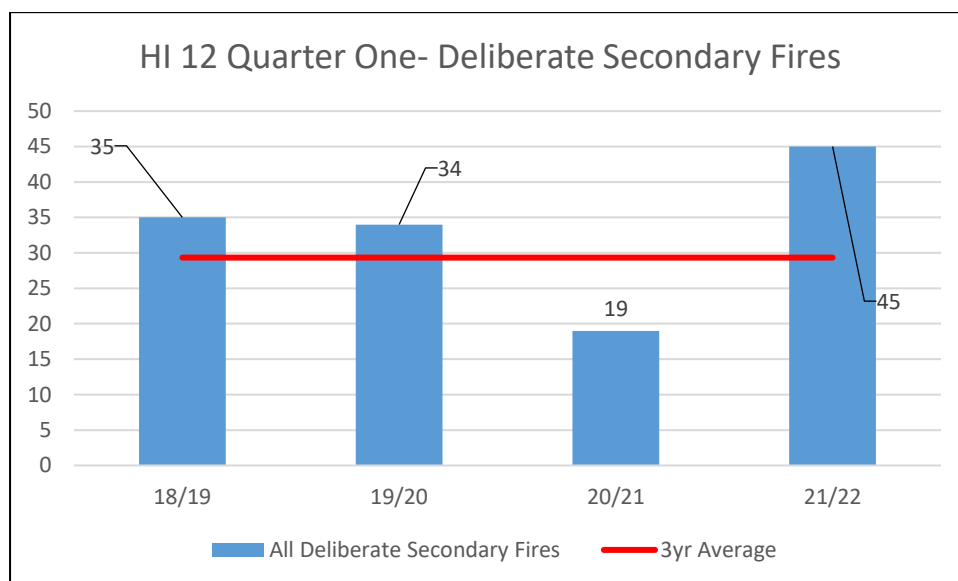


Table 9: Year to Date (April- June) Performance

	18/19	19/20	20/21	21/22	Annual Target
HI 12: Deliberate Secondary Fires	35	34	19	45	80

Indicator Description

These headline and indicators targets account for all types of fire that are believed to have been started intentionally, and are categorised as Deliberate Primary Fires and Deliberate Secondary Fires.

HI 11 – Deliberate Primary Fires

These deliberate fires cover the following types:

- Fires in the home
- Fires in non-domestic buildings
- Fires in motor vehicles

As a headline target, the aim is to reduce the rate of deliberate primary fires in Perth & Kinross by keeping these fires **below 29** each year.

HI 12 – Deliberate Secondary Fires

These deliberate fires cover the majority of outdoor fires including grassland and refuse fires and include fires in derelict buildings, but not chimney fires. As a headline target, the aim is to reduce the rate of deliberate secondary fires in Perth & Kinross by keeping these fires **below 80** each year, this exceeds the annual target.

What we aim to Achieve

As well as helping to deliver Priority Five: *Reducing Deliberate Fires*, we also link this headline target to improving the following Perth & Kinross LOIP outcomes:

- Developing educated, responsible and informed citizens
- Promoting a prosperous, inclusive and sustainable economy
- Supporting people to lead independent, healthy and active lives
- Creating a safe and sustainable place for future generations

Performance Management

There were eight deliberate primary fires reported during quarter one, which is equal to the average (7.6) and also lower than last year (9). We are reporting a similar number of fires as the incidents remain relatively low within Perth and Kinross in the long term. Three of the incidents within Perth Prison, woodland crops and grassland. These numbers are below the average and therefore showing **Amber** against HI 11 annual target.

There were 45 deliberate secondary fires reported during quarter one which is an increase in comparison to the same quarter last year (19). This also reflects an increase on the three-year average for this quarter which is 29 incidents. Most of these incidents were in Perth City North (12) and Centre (5). As an example, Perth City North had five refuse fires and seven grassland fires – all relatively small. Given the target we have set for this reporting year we are showing **Red** against the HI 12 annual target against year to date. During this period, we quickly identified a spike and actioned this by school engagement (pg.20) and increased warden patrols in specific areas. We continue to monitor this situation.

During the last few months we have continued to work with partners to reduce the number of all deliberate fire incidents albeit the current COVID pandemic has limited these activities. This proactive approach particularly around youth engagement to endeavours to reduce the number of deliberate fires, particularly secondary fires, as part of a wider youth awareness education initiative. These included working with local schools to reduce this type of unacceptable, anti-social behaviour. This along with national campaigns within the Spring Season, this will help to reduce this risk locally. There is a continual programme of input each quarter with regard deliberate fire raising, alongside other educational safety programmes, across Perth and Kinross particularly around the Perth City area.

PRIORITY 6 – EFFECTIVE RISK MANAGEMENT AND OPERATIONAL PREPAREDNESS

Description

Risk Management and operational preparedness is a key area of work for the SFRS. In Perth & Kinross, this means:

- Knowing what the risks are in Perth & Kinross and then making plans, so we are resilient to respond to any event.
- Being prepared to respond to national threats or major emergencies.
- Developing flexibility to deploy crews, to take on a broadening role within the community.
- Firefighters being quipped to deal with emergencies safely and effectively and our stations being in a constant state of readiness.
- Safe, secure, vibrant and sustainable communities
- An inclusive and sustainable economy
- An enhanced, protected and enjoyed natural and built environment
- Improved physical, mental and emotional health and well-being

What we aim to Achieve

As well as helping to deliver Priority Six: *Effective Risk Management and Operational Preparedness*, our activities also support improving the following Perth & Kinross LOIP objectives:

- Developing educated, responsible and informed citizens
- Promoting a prosperous, inclusive and sustainable economy
- Supporting people to lead independent, healthy and active lives
- Creating a safe and sustainable place for future generations

Activity

During Quarter One 2021/22 (April-June) we have delivered our quarterly training commitment to operational firefighters, whereby we trained and confirmed their preparedness to deal with:

- | | |
|-------------------|-----------------------------|
| • Pumps | • Farms |
| • Water Awareness | • Aircraft |
| • Driving | • Regulation and Compliance |

Firefighters continue to conduct Operational Intelligence visits with a focus on Care Homes and High-Rise premises, as well as to other sites within their station area (Covid-19 dependant) so that they are familiar with the associated risks and hazards and, if required, can take effective actions in dealing with incidents at these sites. They also continue to conduct Home Fire Safety Visits to all High-Risk and telephone contact made with all Medium and Low Risk properties.

We are maintaining our staff re-integration programme for day staff to be fully proficient to provide operational resilience should we suffer staff shortages due to Covid-19. We continue to deliver Covid-19 Risk Critical courses in-line with Scottish Government guidelines which will be essential training only where the subject has been deemed risk critical. As some courses had to be cancelled due to Covid, we are preparing to identify and schedule these back in as soon as this is workable.

Specific Incident Command, Breathing Apparatus & Compartment Fire Behaviour Training courses continue, ensuring stations are staffed appropriately to meet the needs of our communities. Our Trainee Firefighter yearly assessments are also continuing to ensure that they are developing their skills in line with their 3-year Modern Apprenticeship.

We are also continuing our advertising campaign with a view of filling a number of vacant posts within our retained and volunteer stations. Interviews have been held for some posts and initial training courses due to commence in the summer 2021.

APPENDIX 1: COMMUNITY SAFETY ENGAGEMENT PROGRAMMES

This section provides details of Community Safety Engagement initiatives undertaken within Perth & Kinross during the first quarter of 2021-22. The Safer Communities Partnership work together to continually provide various community safety messages, education, training and support. This implements risk reduction strategies to support our communities, particularly those most vulnerable. Working collaboratively also supports the priorities in the Local Fire and Rescue Plan and the wider Perth & Kinross Council Community Planning Partnerships priorities.

Some examples for quarter one are:



SFRS staff and Safer Community Wardens staff delivered a deliberate fires input (via Teams) to S1 – S3 pupils at Perth High, Perth Academy, Perth Grammar and St Johns pupils. This was planned after a spike in secondary fires in the North Muirton and Perth College areas



SFRS Perth, Kinross, Angus & Dundee CAT @SFRS_PK... · Jul 14
Multi Agency Day of Action at Loch Earn. Engagement, Education and Visitor Management. #BeResponsible @fire_scot @PerthandKinross @PerthKinPolice @lomondtrossachs



2 11

The SFRS locally continue to play a significant part in the multi-agency Visitor Management (Dirty Camping) initiative in P&K. This is a major campaign that has seen significant improvement to community life through engagement, enforcement and education from all partners.

The work under taken to date will be evaluated utilising our SFRS evaluation tools. The outcomes and learning will be stored on our library and available to all SFRS areas around the country. The learning will also be used and evidenced as wildfire prevention.



SFRS staff took part in Dementia Awareness input delivered by Alzheimers Scotland. Giving more understanding of an illness we are coming across more often during community engagement and home safety visits.

SFRS Staff have continued to support partner agencies spread the safety message, through social media.

Thematic Action plans and local needs have dictated the messages. This has ranged from Water Safety, Road Safety, CPR and Cardiac Arrest awareness, Deliberate fires, Hoarding Awareness, Electrical Safety, Carbon Monoxide Safety.



In addition to the examples above we have also continued Home Safety Referral training with PKC, Housing Associations, NHS, Social Work and third sector partners to ensure we are working effectively to help those seen to be most at risk/vulnerable in the community.

Our community safety engagement team also assisted the, “Enable Young People’s Group”. To help them prepare for life skills and awareness, we held and delivered mock interviews.

Our Local Authority Liaison Officer Cammy Sands along with the Safer Communities Team carried out interviews to recruit a Perth and Kinross Road Safety Co-ordinator. The successful candidate will work closely with SFRS (P&K) to deliver on Scotland’s’ Road Safety Framework 2030 document. This will enable for a direct feed from SFRS (National) Road Safety Groups and ensure Local and National needs are achieved.

Our local Community Safety Engagement Team worked with” VisionPK” to produce a promotional video for hearing and sight impaired people. This video will demonstrate how we undertake a Home Safety Visit and the referral process involved. Also in relation to this, a meeting was arranged with the “Joint Equipment Loans Service” (JELS) regarding the equipment they provide and compatibility with our new SFRS linked detection systems.

APPENDIX 2: NOTABLE INCIDENTS / EVENTS

SFRS attended 499 incidents of which a number would undoubtedly have had a serious impact on members of our communities and their families, particularly from Road Traffic Collisions, Dwelling Fires and other Special Service Calls. Some of the more notable incidents and events are noted below:

Garage Fire Comrie



07/04/21, At around 6am Comrie crews were alerted to a confirmed fire at West Cowden Comrie. A large garage adjacent to the house was well alight. Crews from Comrie, Crieff and Auchterarder worked hard to knock down the flames, protect a large LPG tank and create a fire break between the garage and house. Crews remained on scene for three hours damping down hot spots and ensuring the incident scene was safe.

Electrical Fire Aberfeldy



08/06/21. At around 3am Fire crews from Aberfeldy, Pitlochry and Dunkeld were mobilised to Lochan Cottage between Aberfeldy and Grandtully. The occupants within the property received fire survival guidance from Fire Control prior to the arrival of the crews. The electrical fire within the kitchen gave off large amounts of acrid smoke, fortunately the carbon monoxide detector alerted the occupants as there were no smoke detectors functioning within the property. Fire crews ensure single point detectors were fitted prior to leaving the property. There were no injuries and the fire was extinguished quickly.

RTC North Bound A9



30/04/21, Fire crews from Perth were mobilised to a single vehicle RTC on the North bound carriageway close to Luncarty. A 25-year-old female was removed prior to the attendance of the fire service. Suffering shock, fire crews administered oxygen whilst awaiting the arrival of an ambulance. Assisting Police Scotland crews then winched the vehicle clear of the closed Northbound carriageway to ease congestion.



14/04/21, At around 3.30pm Fire crews from Perth were mobilised the Shore Recycling Facility, Lower Friarton. The deep seated well-developed fire was knocked down quickly however it took seven hours of damping down and turning over to ensure it was fully extinguished. Crews were assisted by facility staff who utilised a telehandler to move the material around. Sepa were also in attendance reviewing and measuring the run off contamination.



Page left intentionally blank