



SCOTTISH

FIRE AND RESCUE SERVICE

Working together for a safer Scotland

PERTH AND KINROSS COUNCIL

COMMUNITY SAFETY COMMITTEE

8 JUNE 2016

**Report by Area Manager Colin Grieve, Local Senior Officer,
Scottish Fire and Rescue Service**

SUBJECT: FIRE AND RESCUE FOURTH QUARTER AND YEAR END PERFORMANCE REPORT

Abstract

The Report contains performance information relating to the fourth quarter (January-March) of 2015 - 16 on the performance of the Scottish Fire and Rescue Service in support of Member scrutiny of local service delivery as well as the accumulative performance for the full year of the Service.

1 PURPOSE OF THE REPORT

To provide information for the Committee regarding the performance of the Scottish Fire and Rescue Service, against the priorities, performance indicators and targets detailed within the Local Fire and Rescue Plan for Perth & Kinross 2014-17, to facilitate local scrutiny.

2 RECOMMENDATIONS

It is recommended that members:

Note, scrutinise and question the content of this report.

3 FINANCIAL IMPLICATIONS

None.

4 PERFORMANCE

4.1 A performance management framework has been developed to facilitate the monitoring of performance against the agreed priorities and outcomes ensuring effective targeting of resources and the principles of Best Value are met.

4.2 The Local Fire and Rescue Plan for Perth & Kinross 2014 – 2017 was approved by the Community Safety Committee on the 21st of May 2014.

NOT PROTECTIVELY MARKED







4.3 The priorities and outcomes contained within the Local Fire and Rescue Plan reflect ‘place’ and the contribution of Scottish Fire and Rescue Service to the Perth & Kinross Single Outcome Agreement / Community Plan 2013 – 2023 and Community Planning Partnership.

4.4 In summary the following priorities and targets are detailed within the plan:




- Priority 1 – Local Risk Management and Preparedness
- Priority 2 – Reduction of Accidental Dwelling Fires
- Priority 3 – Reduction in Fire Casualties and Fatalities
- Priority 4 – Reduction of Deliberate Fire Setting
- Priority 5 – Reduction of Fires in Non Domestic Properties
- Priority 6 – Reduction in Casualties from Non Fire Emergencies
- Priority 7 – Reduction of Unwanted Fire Alarm Signals

4.5 Appendix 1 attached to this report provides a detailed breakdown and analysis of all data collected during the fourth quarter reporting period. A performance summary and scorecard is detailed on page 1 of the report. In addition, further sections are included to provide Members with an overview of a range of notable incidents and events undertaken by the local personnel/stations in support of prevention activities and preparation for emergency response.

4.6 The table below provides an overview of the annual performance against performance indicators for the Perth & Kinross area.

Key Performance Indicator	2011/12	2012/13	2013/14	2014/15	2015/16	5 Year Average	Year to Date RAG Rating
Accidental dwelling fires	112	114	97	125	121	114	
Fire casualties and fatalities	20	28	44	28	32	30	
Deliberate Fire Setting	184	114	112	90	120	124	
Non domestic property fires	72	68	58	69	72	68	
Special Service - All	339	321	279	259	382	316	
False Alarms - All	1,196	1,141	1,163	1,222	1,151	1,175	

Key

Red	10% more than performance in previous 5 years (worse than)	
Amber	Up to 9% more than performance in previous 5 years (worse than)	
Green	Equal to or better than performance in previous 5 years (better than)	

Note

- *Year to Date RAG Rating = The cumulative total of annual performance in current year compared to comparable period of all performance in previous 5 years.*

- 4.7 The number of Accidental Dwelling Fires (ADF) during 2015-16 was slightly less than the previous year (121 from 125) though this remained above the 5 year average of 114. This followed on from successive reductions in the previous 3 years including the lowest levels on record during 2013-14. Cooking continues to be the main cause of ADF and householders that experience a fire in their homes each receive a post incident visit by local Firefighters to review the cause and establish what prevention measures can be instigated including support from partner agencies where applicable. This will continue to be a key area of our focus in delivering our Community Safety Engagement activities during 2016-17.
- 4.8 Fire casualties have increased slightly during 2015-16 in comparison to last years though these still remain below the 5 year average. It is felt that our increasingly targeted approach to our community safety engagement activities including through sharing information, identifying people at increased risk of unintentional injury in their homes whilst working with key partners to deliver joint home safety visits has effectively contributed to this. Also it is now in excess of 4 years since we last experienced a fatal injury from fire within Perth & Kinross (7th April 2012), whereas within the last 15 years there were occasions where we would routinely experience two, three or more people being fatally injured by fire in a year. This is a clear indication of the improvements in safety within our homes from the risk of fire.
- 4.9 It is pleasing to note the reductions in key performance areas, particularly deliberate fire setting which remained relatively low after last year's lowest figures on record as this includes secondary fires (e.g. rubbish, vehicles and grassland). These fires are often associated with anti-social behaviour within our communities, therefore we continue to see positive engagement between SFRS and key partners such as PKC Safer Communities Wardens and Community Police Officers making our local areas safer and better places to live.
- 4.10 There was a slight increase in fires within non-domestic properties though this remained close to the 5 year average. These fires can often have a serious impact on our local business sector and wider economy, as a fire within companies' premises often results in significant monetary loss and in the worst cases, loss of employment for staff. Our Fire Safety Enforcement Officers (FSEO) will continue to provide support to local businesses to enable suitable legislative fire safety

NOT PROTECTIVELY MARKED

guidance and enforcement to be undertaken. This includes post-fire audits following each incident.

- 4.11 There was a significant increase in non-fire emergencies during this reporting year with 382 incidents against 259 for last year, which was also much higher than the five year average of 316. These incidents were strongly influenced by severe weather conditions, with 104 being attributable to flooding. There was no other obvious pattern or trend to these and overall there continues to be gradual longer term reduction in these incidents.
- 4.12 The reduction of Unwanted Fire Alarm Signals (UFAS) remains a challenge for the Scottish Fire and Rescue Service locally and nationally. Our staff have increased the information collated from incidents following the introduction of our national UFAS reduction policy in December 2014 which is being utilised to monitor activity and enable our FSEO's to improve our support and engagement with responsible persons at premises affected by UFAS. There was a reduction in UFAS incidents during 2015-16 in comparison to both last year's and the 5 year average.

5 EQUALITY IMPACT ASSESSMENT

- 5.1 Not applicable.

6 ENVIRONMENTAL ISSUES

- 6.1 There are no environmental issues arising as a consequence of this report.

7 SUMMARY

- 7.1 The attached report updates members regarding significant community safety engagement activities and operational matters; and gives context to the performance of the Scottish Fire and Rescue Service in the Perth & Kinross area.

Area Manager Colin Grieve
Local Senior Officer
Perth & Kinross, Angus and Dundee
Fire and Rescue Headquarters
Blackness Road,
Dundee
DD1 5PA