



Perth and Kinross Council  
Housing and Communities Committee



Quarter 4 ending 31st March 2021  
Chief Superintendent Todd

**OFFICIAL**



# Contents

Introduction and Overview of Local Policing Priorities

Plan on a Page – Perth & Kinross Local Policing Plan 2020-2023

Summary Report Perth & Kinross LPA

Violence, Disorder and Antisocial Behaviour

Acquisitive Crime

Road Safety and Road Crime

Public Protection

Serious Organised Crime

Counter Terrorism and Domestic Extremism

Wildlife Crime

Other Key Activity

Complaints about the Police

Appendix

## Introduction and Overview of Local Policing Priorities

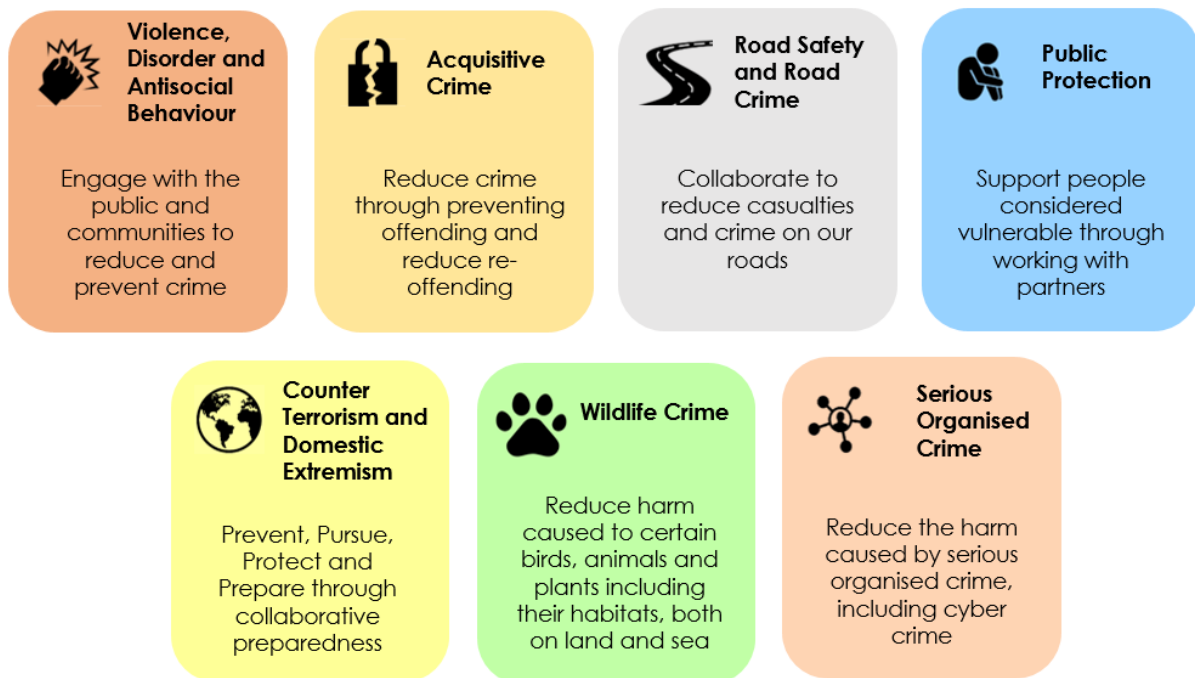
As from April 2013, the Police and Fire Reform (Scotland) Act 2012 has required Divisional Commanders to produce and publish a Local Policing Plan (LPP) for each local authority area. The LPP clearly sets out the policing objectives for Perth & Kinross Council and will report to the Housing and Communities Committee.

Performance in relation to the identified policing objectives and outcomes is monitored and reviewed at the monthly Tasking and Delivery Meeting. Quarterly reports are produced to allow scrutiny by Perth and Kinross Council Housing and Communities Committee. This report covers the period from 1 January 2021 to 31 March 2021, however will focus on Year to Date (YTD) data from 1 April 2019 to 31 March 2020 and 1 April 2020 to 31 March 2021.

Data provided in this report is for information purposes to allow Committee Members to conduct their responsibilities under the Police and Fire Reform (Scotland) Act 2012.

This report will make reference to specific crimes mentioned in the local policing plan, which we refer to as our control strategy.

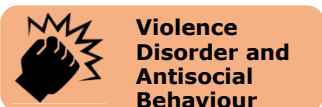
The information contained within this document compliments Force Priorities and supports reporting through Community Planning Partnership structures.



# Plan on a Page – Perth & Kinross Local Policing Plan 2020-2023

<b>Our vision</b>		Policing for a safe, protected and resilient Perth & Kinross
<b>Our purpose</b>		Improve the safety and wellbeing of people, places and communities in Perth & Kinross
<b>Our Values</b>		Fairness   Integrity   Respect   Human Rights

## Local Priorities



## Objectives

Engage with the public and communities to reduce and prevent crime



## Outcomes

Threats to public safety and wellbeing are resolved by a proactive and responsive police service



Reduce crime through preventing offending and reducing re-offending



The needs of local communities are addressed through effective service delivery



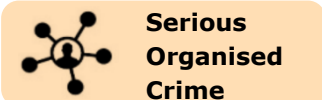
Collaborate to reduce casualties and crime on our roads



Support people considered vulnerable through working with partners



The public, communities and partners are engaged, involved and have confidence in policing



Reduce the harm caused by serious organised crime including cyber related crime



Our people are supported through a positive working environment, enabling them to serve the public



Prevent, Pursue, Protect and Prepare through collaborative preparedness



Police Scotland is sustainable, adaptable and prepared for future challenges



Reduce harm caused to certain birds, animals and plants including their habitats, both on land and at sea




















**POLICE  
SCOTLAND**  
Keeping people safe

## Summary Report Perth & Kinross LPA

1<sup>st</sup> April 2020 to 31<sup>st</sup> March 2021

The table below provides a summary of this year to date Vs last year to date figures for this quarter in relation to crimes reported and crimes detected. This is an indication of the current position and further detail and indicators are provided in the full scrutiny report.

 Violence, Disorder and Antisocial Behaviour			 Violence, Disorder and Antisocial Behaviour			 Violence, Disorder and Antisocial Behaviour		
Serious Assault			Robbery Inc Intent			Common Assault		
	Crimes	Detect %		Crimes	Detect %		Crimes	Detect %
19/20	67	92	19/20	24	79	19/20	915	69
20/21	77	84	20/21	34	85	20/21	900	69
% +/-	↑15%	↓8%	% +/-	↑42%	↑6%	% +/-	↓2%	0%
 Violence, Disorder and Antisocial Behaviour			 Acquisitive Crime			 Acquisitive Crime		
Emergency Services Assault			Housebreakings - Dwellings			Motor Vehicle Crime		
	Crimes	Detect %		Crimes	Detect %		Crimes	Detect %
19/20	113	100	19/20	100	16	19/20	243	31
20/21	134	99	20/21	67	18	20/21	273	40
% +/-	↑19%	↓1%	% +/-	↓33%	↑2%	% +/-	↑12%	↑9%
 Acquisitive Crime			 Road Safety and Road Crime			 Road Safety and Road Crime		
Fraud			Speeding			Drink/ Drug Driving		
	Crimes	Detect %		Off.	Detect %		Off.	Detect %
19/20	125	38	19/20	3785	100	19/20	193	93
20/21	345	17	20/21	2087	100	20/21	239	86
% +/-	↑176%	↓22%	% +/-	↓45%	0%	% +/-	↑23%	↓7%
 Road Safety and Road Crime			 Road Safety and Road Crime			 Public Protection		
Road Deaths - All			Serious Injury - All			Rape Inc Assault With Intent		
	Deaths	Detect %		Crimes	Detect %		Crimes	Detect %
19/20	7	N/A	19/20	90	N/A	19/20	72	65
20/21	1	N/A	20/21	60	N/A	20/21	64	48
% +/-	/	/	% +/-	↓33 %	0%	% +/-	↓11%	↓17%
 Public Protection			 Serious Organised Crime			 Serious Organised Crime		
Indecent/ Sexual Assault			Drug Supply			Drug Possession		
	Crimes	Detect %		Crimes	Detect %		Crimes	Detect %
19/20	123	60	19/20	101	86	19/20	583	88
20/21	115	50	20/21	120	68	20/21	473	98
% +/-	↓6%	↓11%	% +/-	↑19%	↓19%	% +/-	↓19%	↑9%

**OFFICIAL**



**Violence,  
Disorder and  
Antisocial  
Behaviour**

Engage with the  
public and  
communities to  
reduce and  
prevent crime

This activity will link in with and support the Perth and Kinross Community Plan 2017-2027 strategic priorities:

- Giving every child the best start in life
- Creating a safe and sustainable place for future generations

This also supports the delivery of Police Scotland's strategic outcome:

- Threats to public safety and wellbeing are resolved by a proactive and responsive police service

### Operating Context

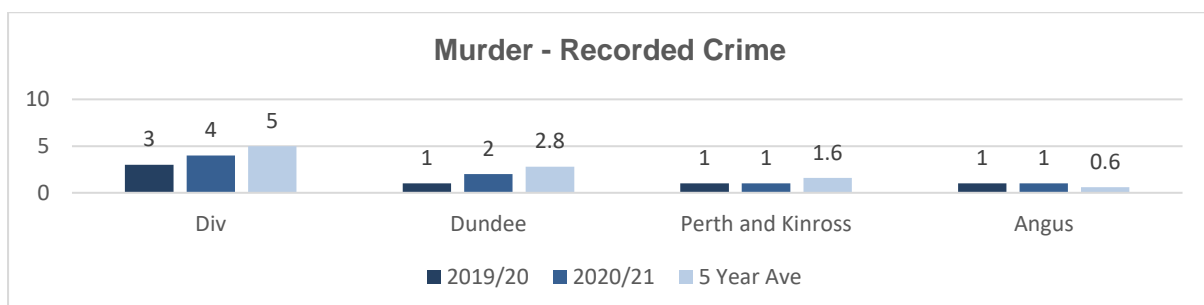
This quarter has seen patterns of recorded violence similar to those seen in quarter 3. Serious assaults have risen by 10 crimes at year end whilst overall assaults are almost identical to 2019/20, balanced by a slight reduction in common assault. Robberies have risen by 10 crimes however 6 of these were attributable to one perpetrator during one weekend in quarter 3.

The most common hotspot for violence is HMP Perth where 15% of the recorded serious assaults took place. COVID-19 restrictions have limited our ability to engage fully with the management at HMP Perth however as restrictions relax we aim to identify opportunities for prevention and interventions and have changed our engagement model to allow closer liaison with HMP Perth and Castle Huntly.

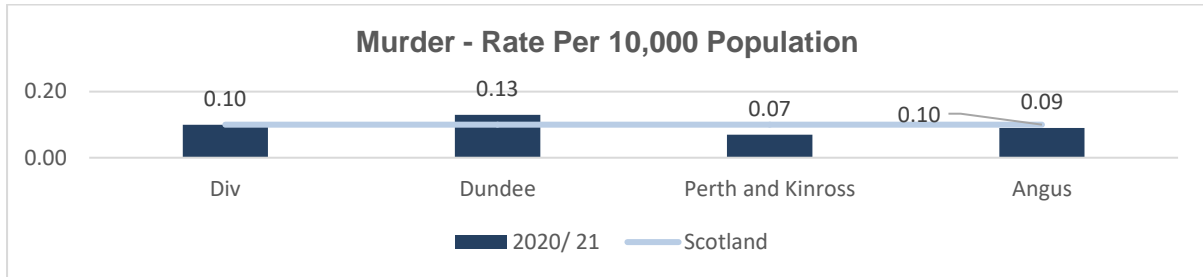
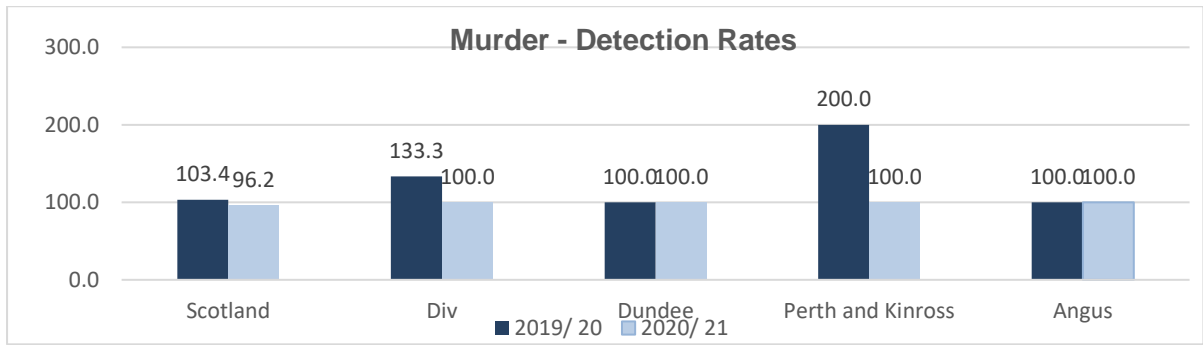
Following the activity in quarter 3, Operation Stung continues. The Operation is designed to reduce violence and anti-social behaviour linked to young people in public spaces. Whilst the first phase of the operation, to target repeat offenders, was successful we have seen a slight increase in large groups congregating towards the end of quarter 4. The focus towards the end of quarter 4 and going forward has been maximising the resources available to the established multi-agency group to divert young people away from anti-social behaviour and to re-engage with schools and other youth groups to improve relationships with the Police.

### Measure – Murder

During this period there has been one recorded murder. On 14<sup>th</sup> February 2021 a 44 year old female was found dead within a house in Inchtute. The enquiry was conducted by our Major Investigation Team and a 46 year old male was subsequently arrested. Criminal justice proceedings are ongoing.

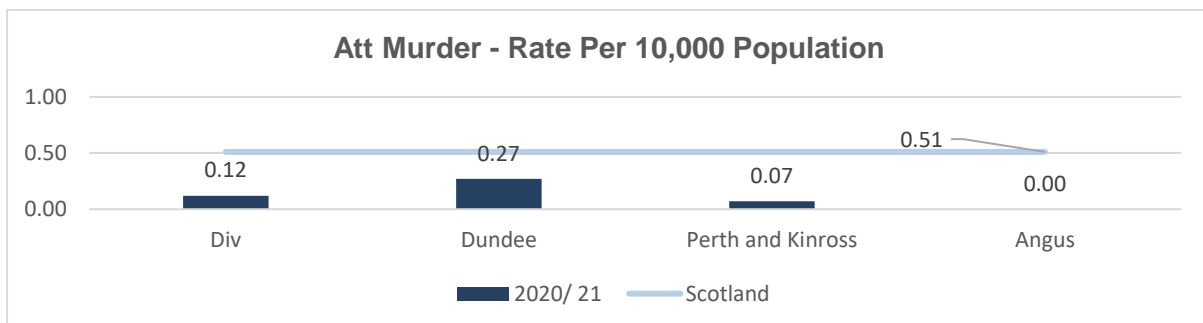
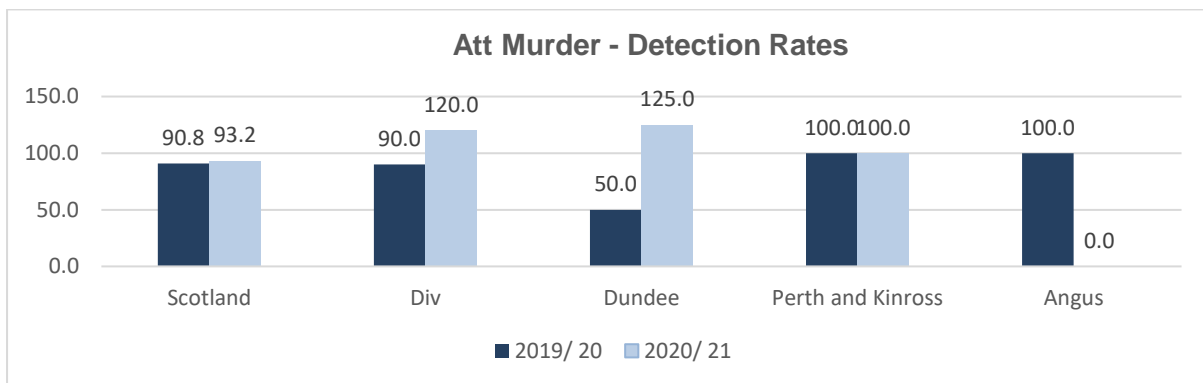
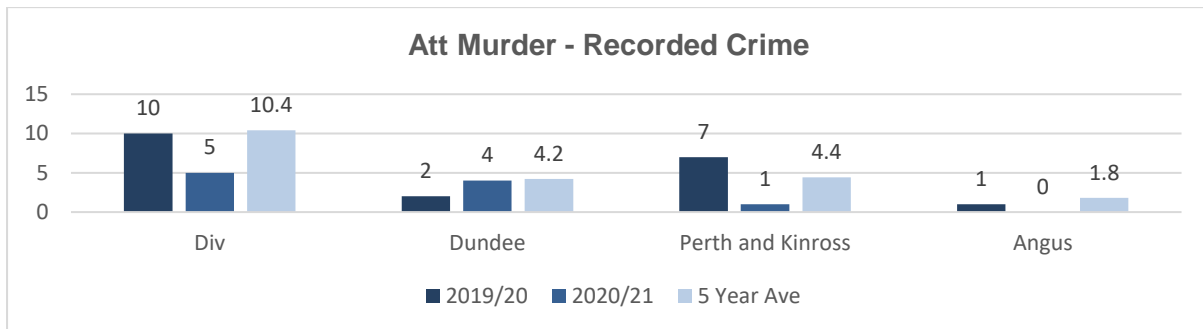


## OFFICIAL



### Measure – Attempted Murder

There have been no attempted murders recorded during this reporting period.



## OFFICIAL



## Measure – Serious Assault

### Activity

There have been 17 serious assaults recorded within this reporting period. This level of recorded crime is identical to quarter 3 and whilst there has been an increase of 10 assaults since 2019/20, overall assaults have remained level and classification of the crime type depends solely on the impact of injuries.

Detection rates are slightly down on last year however this represents 3 crimes. Of these, in one instance the perpetrator has been identified however there is insufficient evidence to charge and in two cases the enquiries are longer term child abuse investigations.

Similar to quarter 3, around 60% of the crimes were committed in Perth City with the others committed elsewhere in the region.

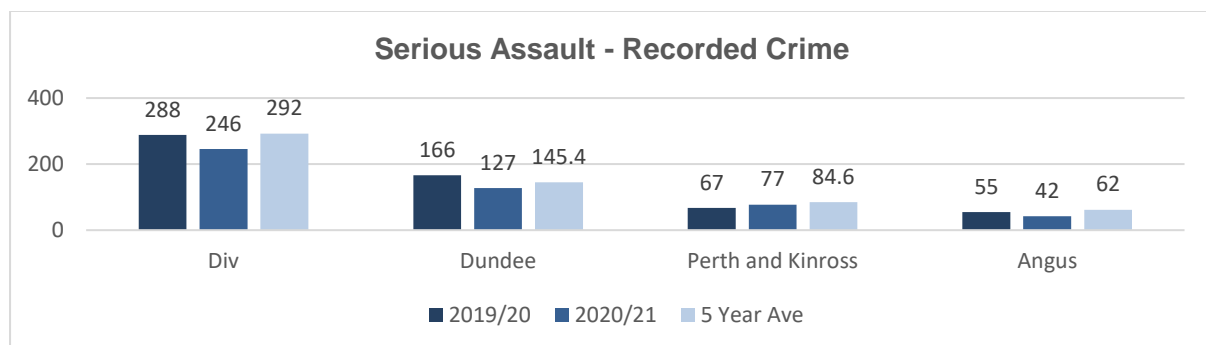
All but 3 of the crimes occurred in private and in every case the perpetrator was known to the victim. Alcohol was a common feature in the crimes committed and 3 of the recorded crimes refer to physical abuse of children, one of which was committed in the 1970s.

Six of the recorded serious assaults in this period were committed by prisoners within HMP Perth and HMP Castle Huntly against other prisoners.

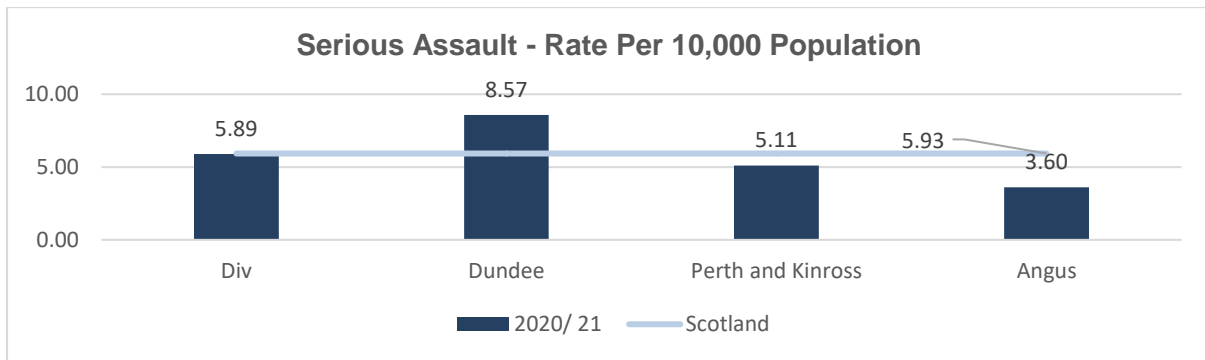
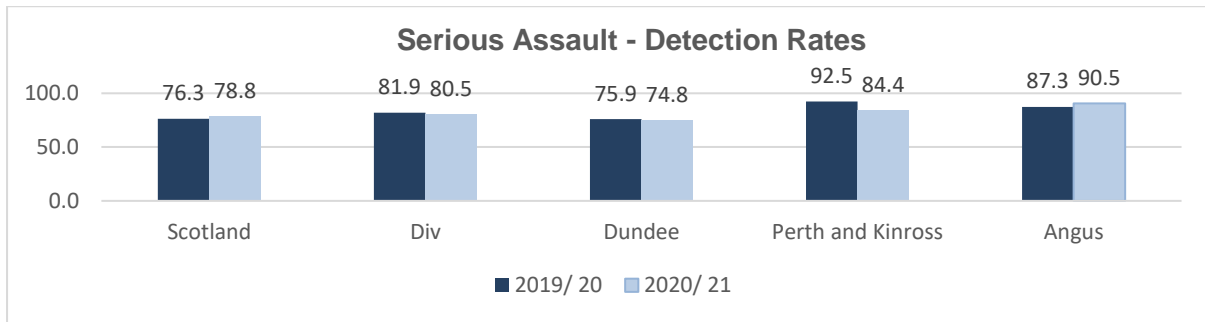
### Results

In January community officers in Perth visited an address in relation to concerns about drug dealing. On arrival they found a 22 year old male with serious injuries and a criminal investigation was commenced. Following a joint investigation with Fife officers 2 males from northern England were arrested and interventions were made to safeguard a local male whose address had been taken over by the perpetrators.

In March a 22 year old female was charged with serious assault committed during a house party in Perth where the female victim had fled the scene by jumping from a first floor window.







### Measure – Common Assault

As reported in quarter 3, the position for common assault remains very similar to the same period in 2019/20, with 6 crimes less being reported this period compared to last year.

Detection rates remain higher than the equivalent period in 2019/20 and rates of recorded crime per head of population remain lower than national rates and those around Tayside.

Around 23% of the recorded assaults within this reporting period occurred prior to the reporting period, continuing the evidence that investigative responses remain available to victims of Domestic Abuse and Child Abuse who were unable to report at the time.

Perth City remains the hot spot for assault with 53% of crimes occurring there and alcohol and drugs continue to be a common factor.

Around 33% of crimes took place within a domestic relationship and in the majority of all cases the perpetrator is known to the victim.

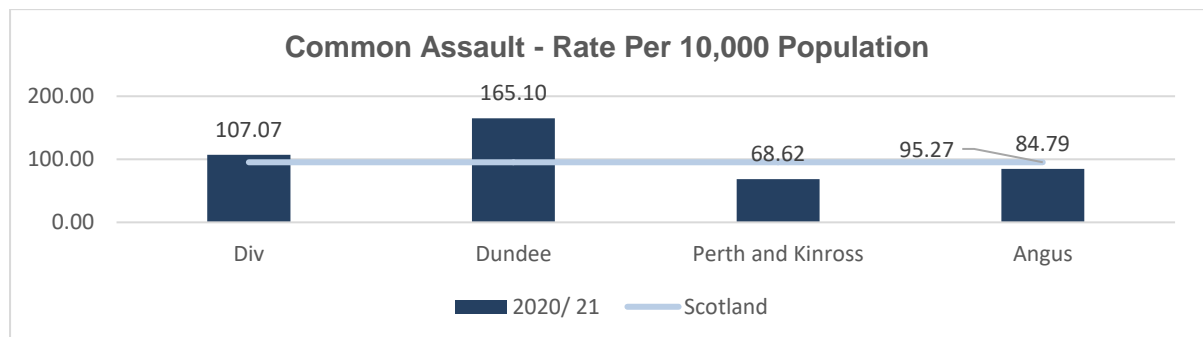
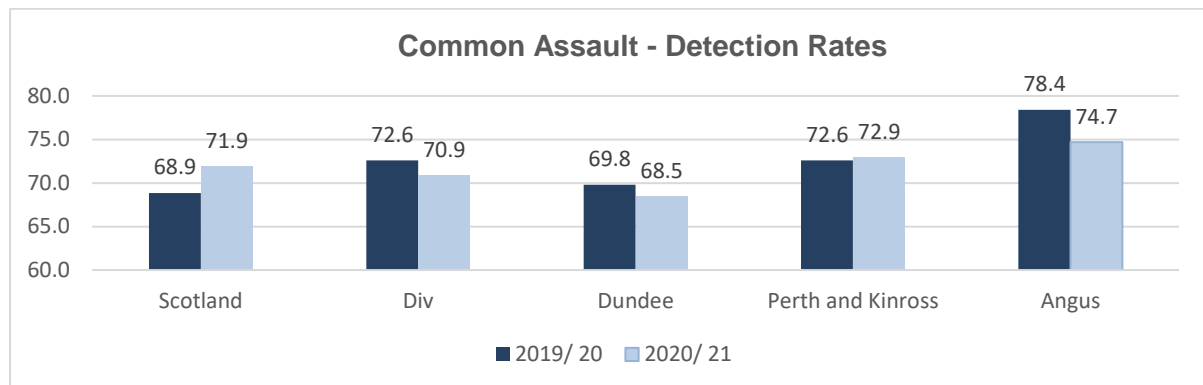
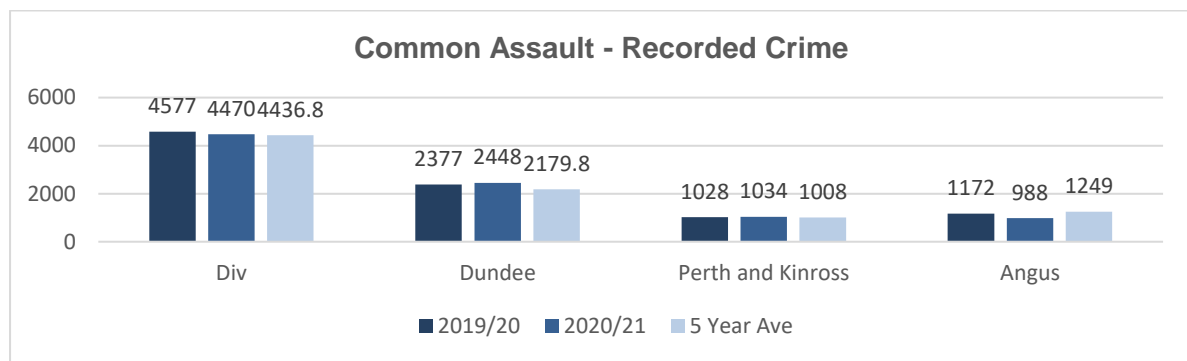
More crime continues to occur within a private space (59%) compared to public spaces (41%).

Assaults on emergency workers are included in the table below, these have risen 19% since 2019/20 including 10 assaults committed by 3 perpetrators against officers on 20<sup>th</sup> and 21<sup>st</sup> February. Many assaults against officers occur whilst they are assisting people in crisis, particularly mental health crisis and one of the assaults was committed whilst officers were dispersing supporters gathering to celebrate St Johnstone's cup final success in February.

## Results

In February local officers responded to reports of a disturbance at a house in Perth. A 34 year old male was subsequently arrested for being in possession of a weapon and during the incident 4 Police Officers were assaulted trying to restrain the male.

In February following their triumph in a cup final a number of supporters congregated at McDiarmid Park in contravention of COVID-19 legislation and the wishes and requests of the club. Local officers attended to support stewards and unfortunately the behaviours of a small number of supporters escalated leading to a Police officer and a steward suffering injuries. The crowd was quickly dispersed and an investigation launched. A number of people have subsequently been charged with public order offences and we are working with the club to review the events.



## OFFICIAL

### Measure – Robbery

#### Activity

There have been 5 recorded robberies during this reporting period, the same number recorded during the corresponding period in 2019/20. Whilst the year end figure is 10 crimes above 2019/20 crime levels remain low and are affected by a spike in quarter 3 where 6 crimes were attributable to the same perpetrator.

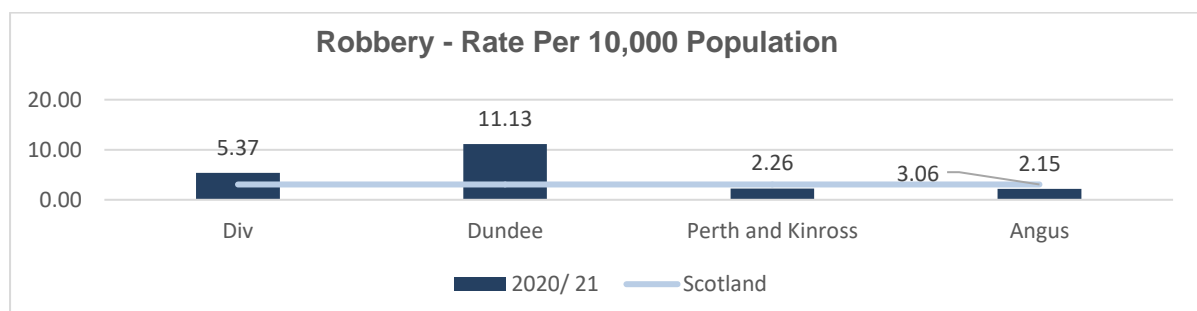
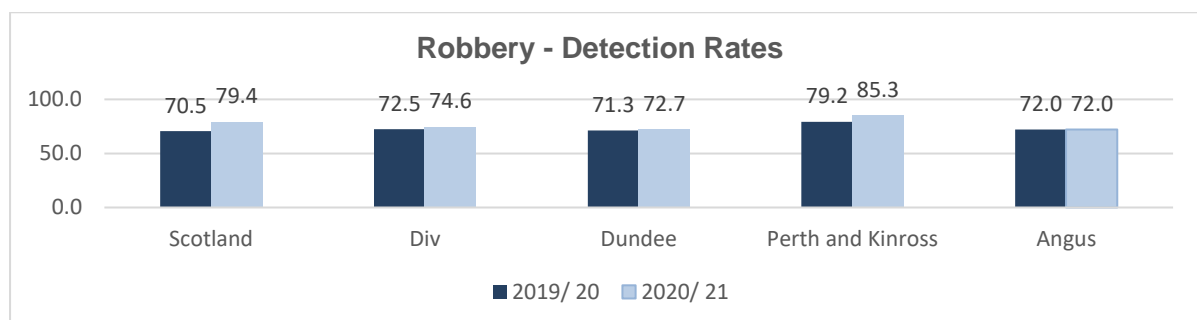
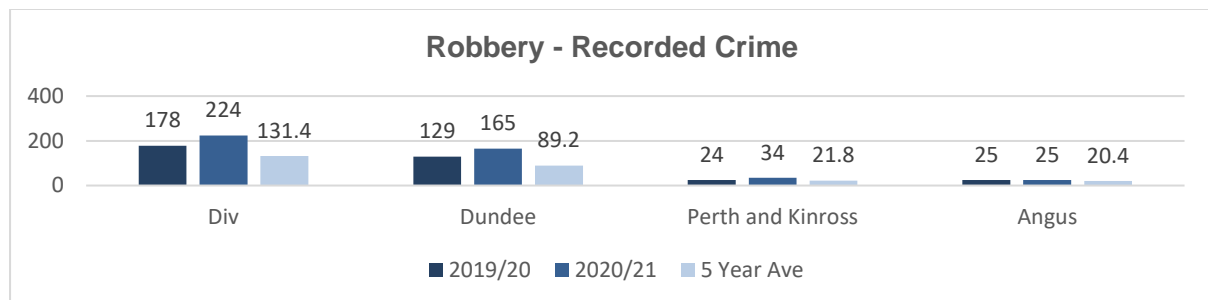
Of the 5 recorded crimes, two occurred before the recording period and were added at the conclusion of ongoing enquiries. Of the remaining 3, one was the theft of cash using force within a domestic setting and one was an attempted theft of a phone from a group of young people by a male who thought he was being recorded by the group.

The remaining crime was the attempted theft of cash from a retail premises by a male in possession of a weapon. This was the only crime where a weapon was used.

All the crimes in this reporting period were detected.

#### Results

In February a 35 year old man was arrested after entering a retail premises in Perth, threatening the staff and attempting to remove a quantity of cash from a cash register.



## Measure – Vandalism

### Activity

During this period 158 vandalisms were recorded. This represents a 31% reduction in recorded crime in comparison to quarter 4, 2019/20 and a reduction in crime from quarter 3. Detection rates remain slightly down on 2019/20 however occurrence rates per head of population remain low.

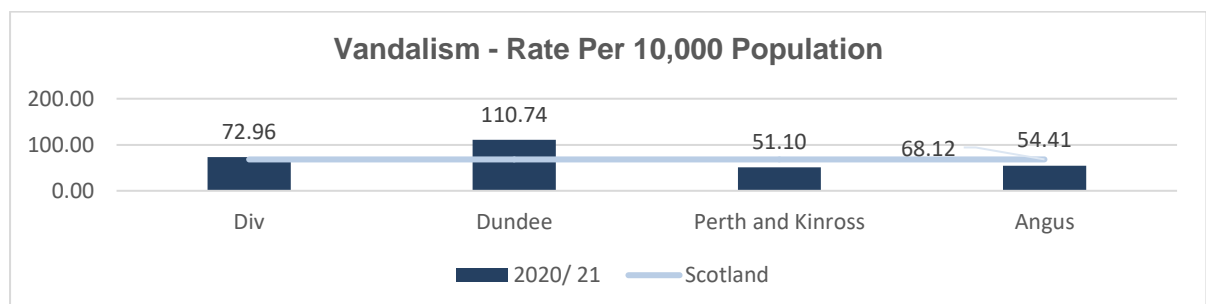
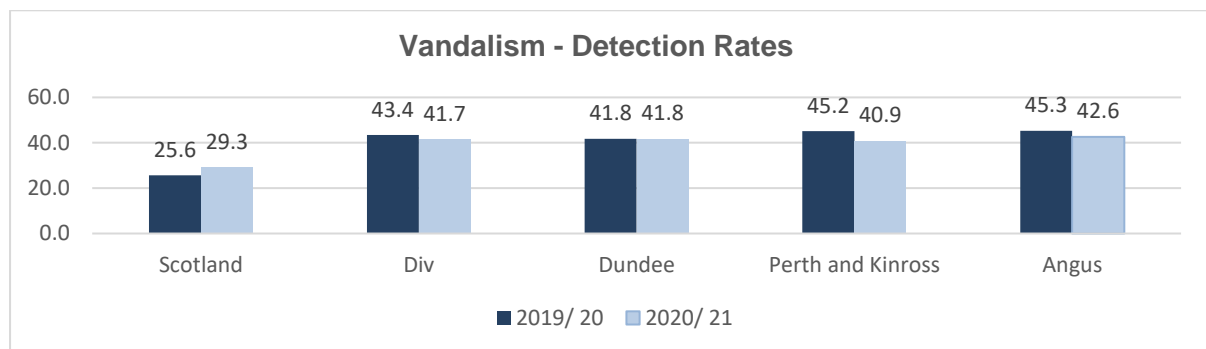
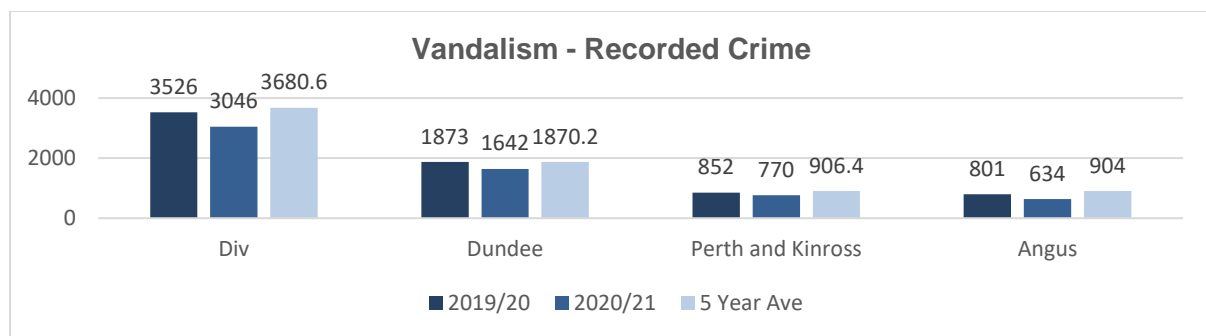
The geographical split is not dissimilar to quarter 3, with around 37% of crimes being committed in Perth and the remainder split between North and South Perthshire.

Continuing the trend seen in previous quarters, damage to vehicles whilst parked remains the most common crime, in around 48% of cases.

This quarter saw a 66% reduction in vandalisms to schools and a reduction in crimes linked to young people congregating in public places. Only a small number of crimes involved graffiti.

### Results

In February a bird hide at Loch Leven nature reserve was completely destroyed by fire. A criminal investigation was subsequently launched and two males aged 14 and 16 were charged with the offence.



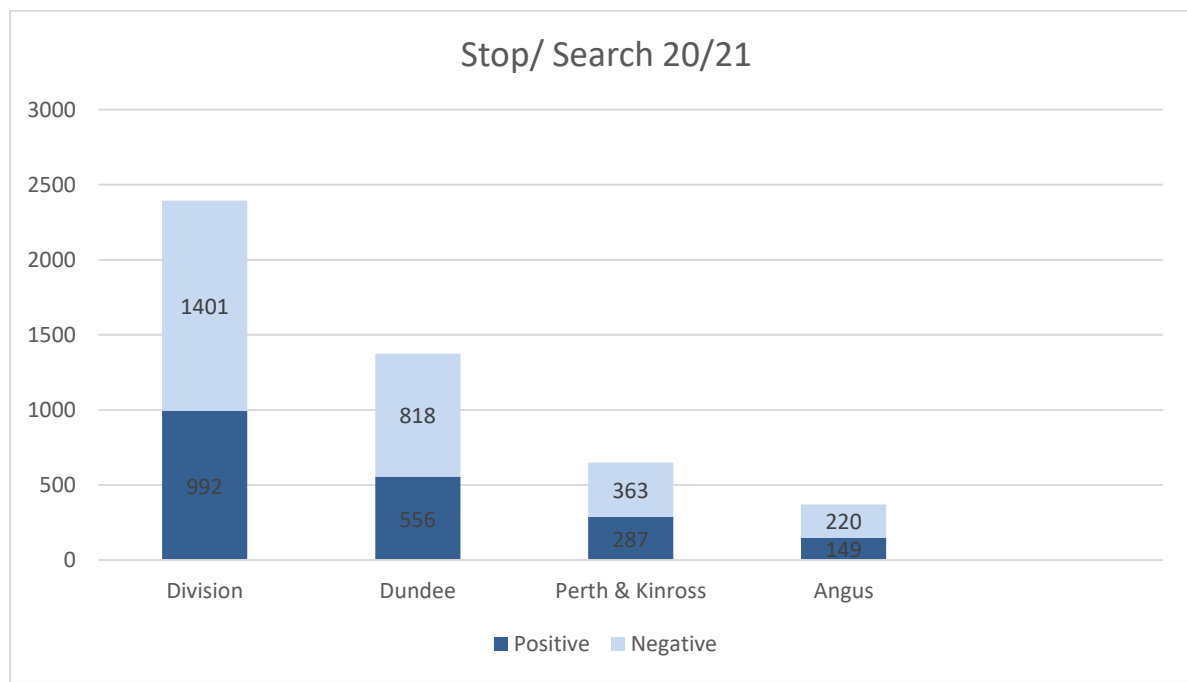
### Measure – Stop Search

Stop and Search is an operational policing tactic in the prevention, investigation and detection of crime, with the intention of keeping people safe and improving community wellbeing. Stopping and searching members of the public is a significant intrusion into their personal liberty and privacy. We are obliged and committed to ensuring that stop and search of a person is carried out in a manner that is lawful, proportionate and accountable.

Officers will explain why they have stopped an individual before any search, explain what they are looking for. After the search officers will provide the individual with a receipt for the search, which contains information about their rights and how they can access a copy of their stop and search record.

In the reporting period 650 stop searches were conducted with items including weapons and drugs recovered on 287 occasions, which equates to a positive rate of 44%.

Assurance reports are provided monthly which show no disproportionate searching was carried out of persons under 18, nor did any disproportionate searching take place around ethnicity.





### Acquisitive Crime

Reduce crime through preventing offending and reduce re-offending

This activity will link in with and support the Perth and Kinross Community Plan 2017-2027 strategic priorities:

- Creating a safe and sustainable place for future generations

*This also supports the delivery of Police Scotland's strategic outcome:*

- *Threats to public safety and wellbeing are resolved by a proactive and responsive police service*

## Operating Context

Housebreakings to Dwellings and Commercial premises have fallen from 2019/20 whilst break-ins to non-dwellings such as sheds have increased. Given the presence of householders working from home this is assessed to have diverted acquisitive criminals towards less well protected targets.

Following the same pattern, break ins to motor vehicles have increased and when investigating series of crimes, officers have recovered property from perpetrators which has been the proceeds of break-ins to sheds, cars and theft by shoplifting. These crimes have not followed specific patterns in terms of times and hot spots.

Shoplifting has fallen compared to 2019/20, however this has been influenced by the closure of smaller retail premises. Theft of alcohol has been the stand out trend.

Fraud continues to challenge local policing with online buying habits during lockdown presenting more opportunities for perpetrators.

We have seen success this quarter in identifying and targeting criminal groups from Edinburgh and the Lothians who have been responsible for acquisitive crimes in Perth and South Perthshire.

### Measure – Domestic Housebreaking

During this period 16 housebreakings to domestic dwellings have been recorded. This represents a reduction from quarter 3 and a 20% reduction compared to quarter 4, 2019/20.

Detection rates have fallen slightly from quarter 3, however remain ahead of 2019/20 rates.

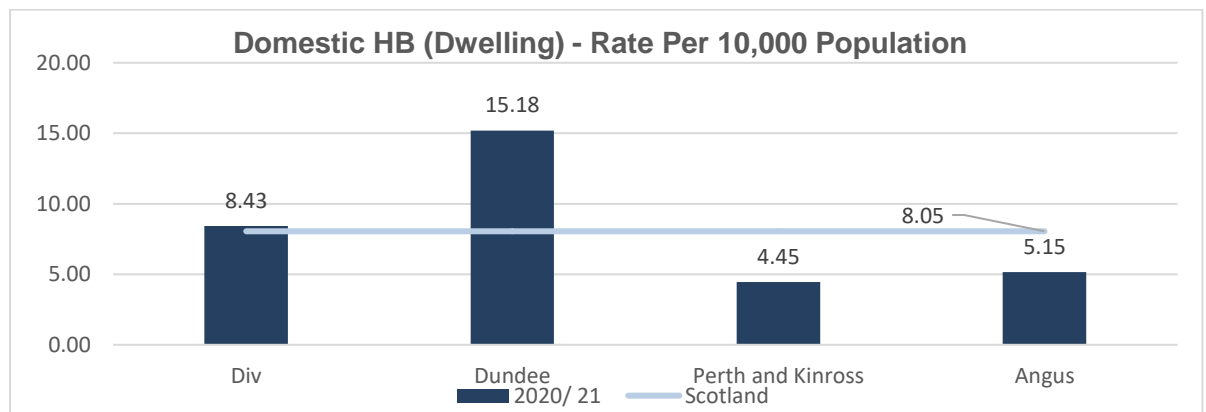
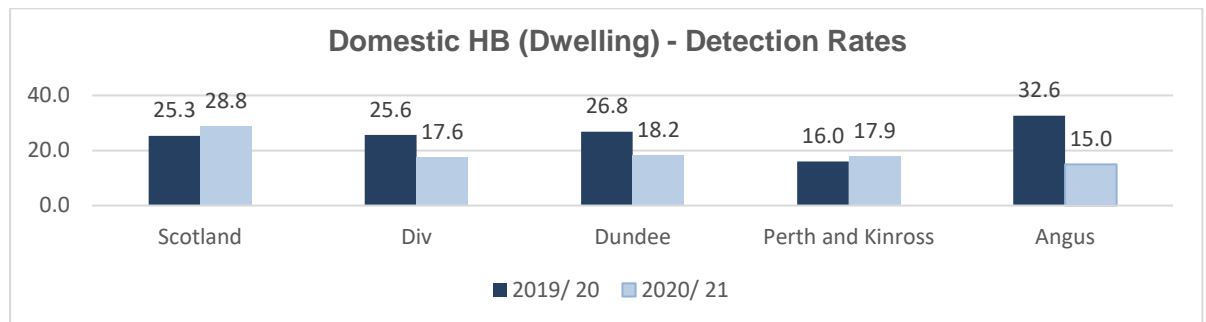
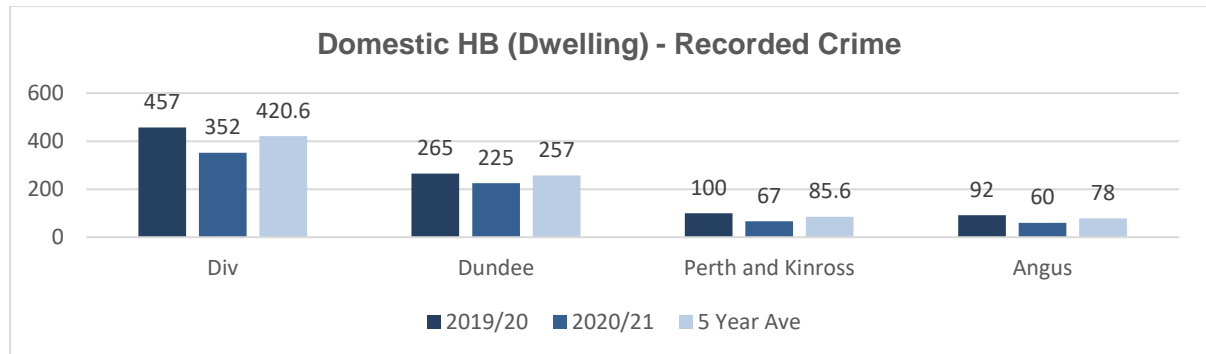
The geographical split between crimes in this quarter has changed somewhat with around 65% of crimes being committed in Perth City, the remainder being spread equally between North and South Perthshire.

As reported in quarter 3, a number of the crimes in Perth relate to thefts or attempts from empty flats or crimes committed or suspected to be committed by associates of the householder, on occasions when the householder is incarcerated. In all of these crimes, the perpetrator has removed small items of personal property.

## Results

In March 5 males from the Midlands in England were arrested for a break in and theft of cables at a commercial premises in Perth. This linked to a UK wide investigation to similar crimes and led to a number of similar crimes in Scotland being detected.

In March following an investigation led by our Community Investigation Unit, evidence was gathered which allowed four males from Edinburgh to be identified and reported for a number of thefts by Housebreaking and theft of vehicles from Crieff, Methven and Perth.





## **OFFICIAL**

### Measure – Fraud

#### Activity

Reported fraud continues to rise in Perth and Kinross as well as nationally and detection rates continue to be low, although this is also represented across Tayside and Scotland.

The trend of cyber enabled crime continues to grow with around 75% of recorded crime in this period being enabled by the internet. These frauds are committed in a number of ways, although buying habits online may have contributed to the rise in crimes reported following the false advertising of or failure to deliver advertised goods.

A large number of frauds involve the victim parting with money having contact with a perpetrator claiming to represent a legitimate company, such as banks and on one occasion purporting to be a Police Officer.

On a small number of occasions, frauds have involved the false advertising or apparent sale of dogs, reacting to the growing demand for pets during lockdown.

Of those crimes not cyber enabled, by far the most common involve the felonious use of bank cards either stolen or found.

As reported in quarter 3, bogus workmen activity does not feature regularly in this quarter and there continues to be no evidence persons are disproportionately targeted solely due to age.

Detection rates continue to be affected by many offenders being from out with the area and out with the UK.

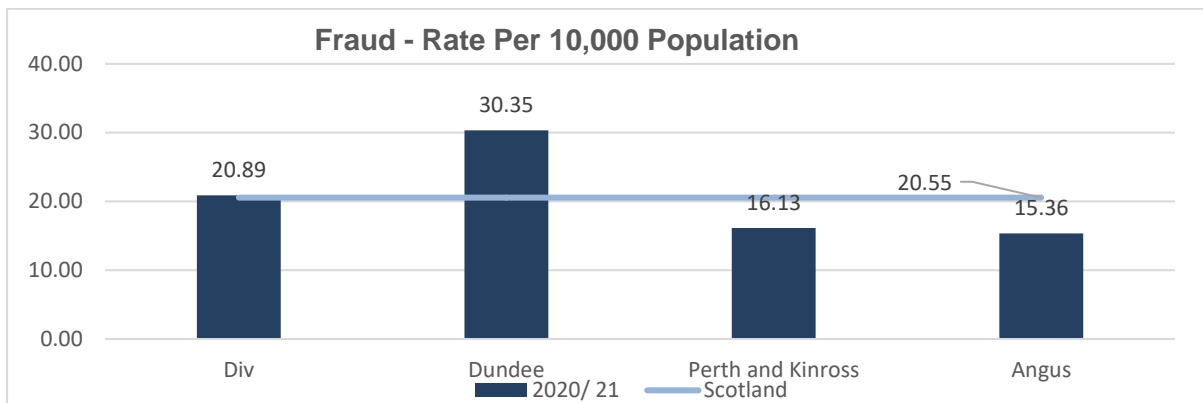
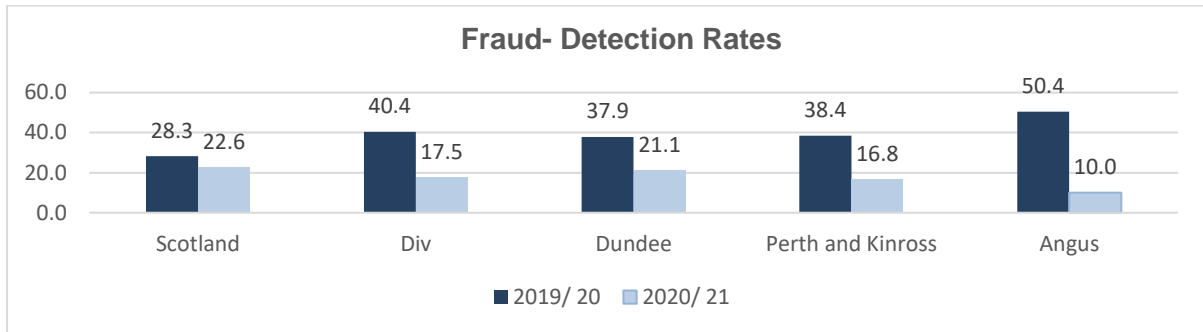
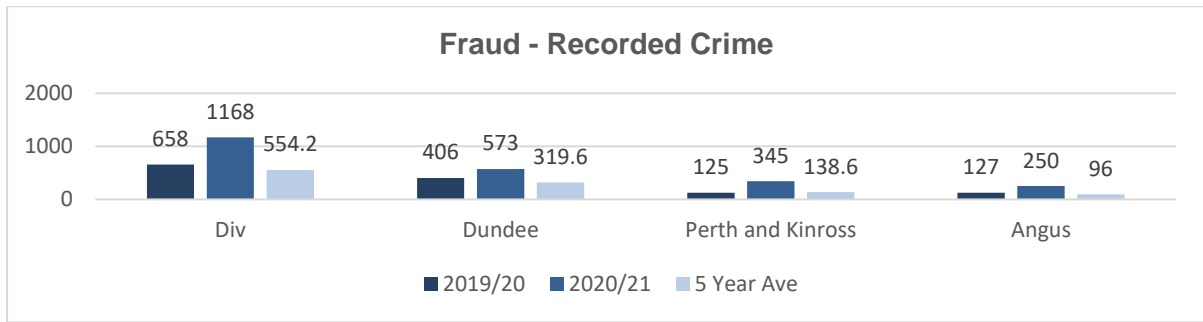
Given the challenges in investigating cyber based fraud the Division is continually looking at opportunities to offer greater protection for victims and potential victims. One example of this is the Banking Protocol which empowers financial institutions to alert the Police following discovery of suspicious activity at branches which may indicate fraud. Our Divisional Preventions Team monitor all incidents, including activations of the Banking Protocol to ensure support is made available to victims from a range of statutory and third sector services.

An agreement has now been reached with Neighbourhood Watch (Scotland) to use their national platform to promote fraud prevention advice. All victims of fraud/bogus callers will be encouraged to sign up to the scheme and it is intended to promote the launch of this scheme via the media to encourage participation. The scheme offers great scope for targeted crime prevention messaging.

#### Results

The banking protocol continues to be utilised in Perth and Kinross and in March a bank alerted Police to an elderly male who had tried to deposit a six figure sum in cash which he was carrying in a shopping trolley. Whilst no crime had occurred the contact allowed contact to be made with Health and Social Care partners and for protection measures to be activated in order to secure the male's finances.

## **OFFICIAL**



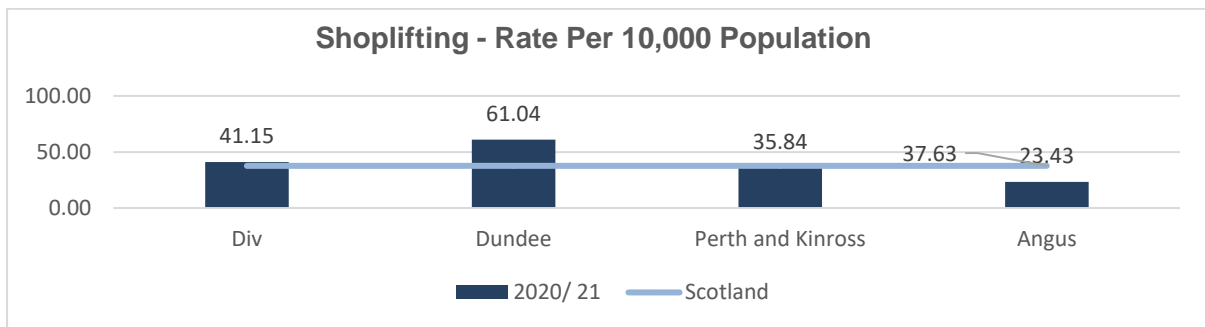
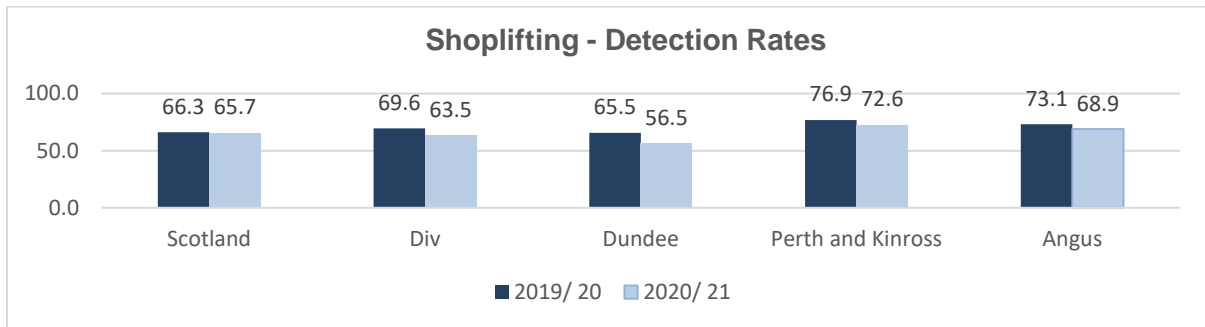
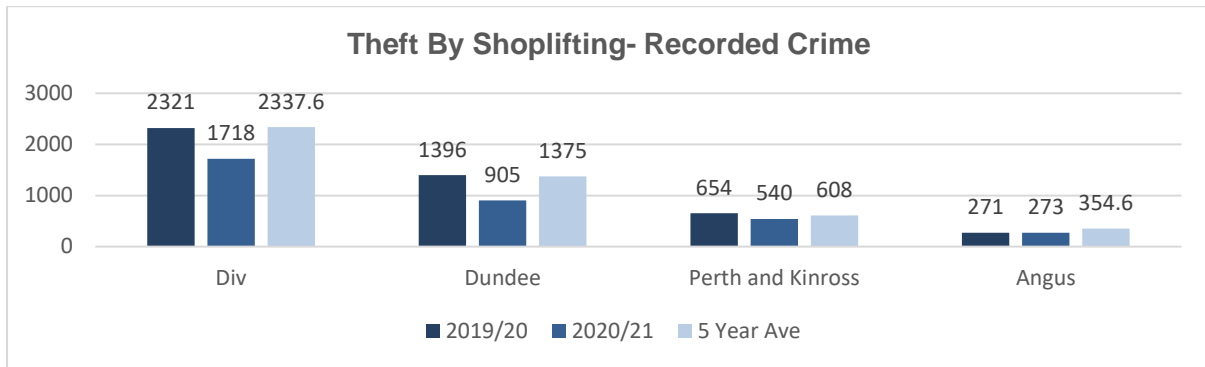
## Measure – Theft by Shoplifting

### Activity

Occurrence rates for Shoplifting have fallen in quarter 4, showing a 48% reduction in crimes from quarter 4 2019/20. The year-end figures show reduced occurrence rates from 2019/20, albeit this will have been affected by the closure of several retail premises during the second lockdown. Detection rates have fallen slightly from 2019/20 however remain above national figures and Tayside detection rates.

The majority of crime in this quarter, about 80%, has understandably been committed at the larger retail premises in Perth City and whilst the most popular items stolen in quarter 3 was toiletries, this has been replaced in quarter 4 by alcohol stolen in around 60% of the reported crime. Toiletries remain the second most popular item.

Large numbers of thefts by shoplifting are committed by a smaller number of perpetrators, both male and female, and most have a growing number of outstanding cases within the criminal justice system.



## Measure – Motor Vehicle Crime

### Activity

Occurrence rates for motor vehicle crime continue to be above equivalent rates from 2019/20 and is one of the areas of acquisitive crime which fall out with Divisional trends. Detection rates continue to rise and are 10% above equivalent detection rates from 2019/20.

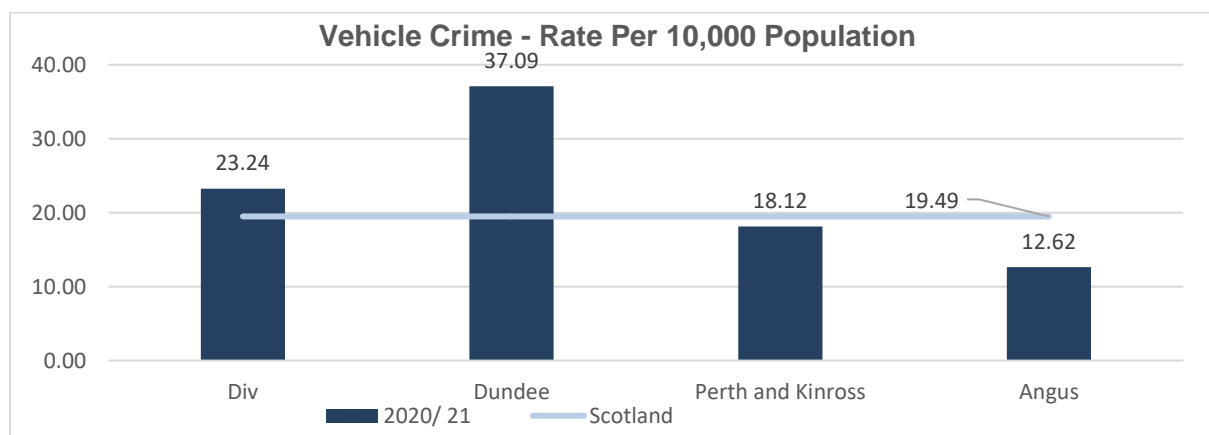
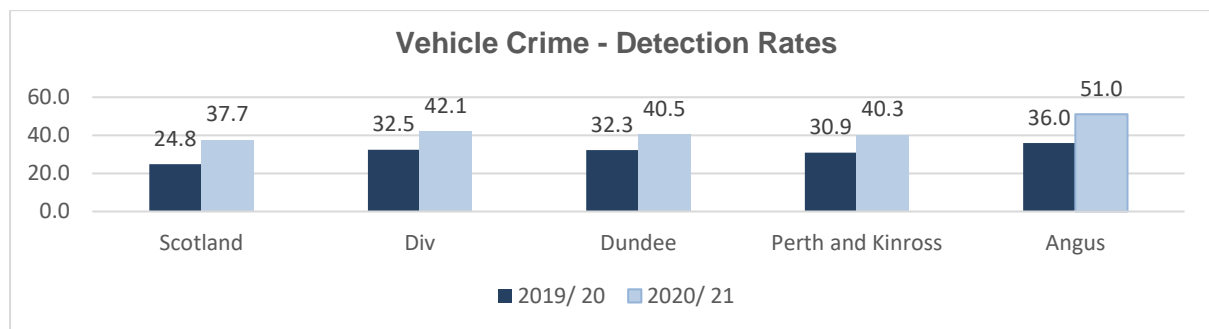
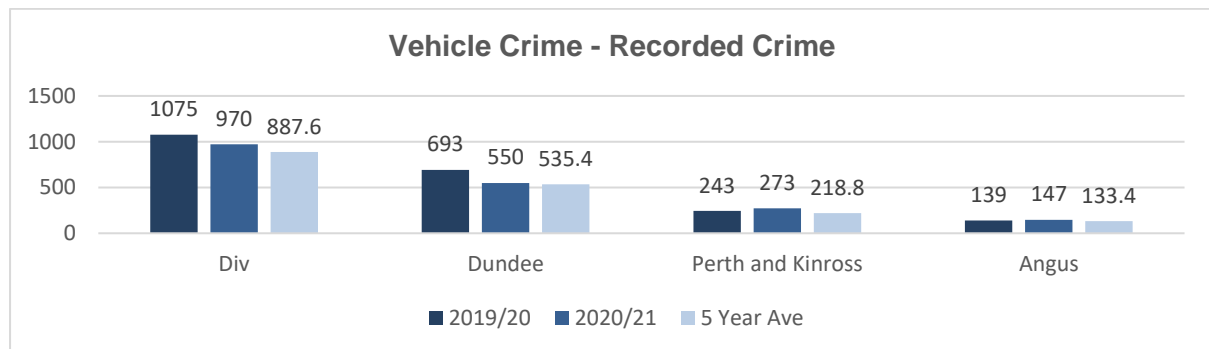
As reported in quarter 3, the reported crime continues to fall into three areas. Still the most prevalent is the theft of small items of personal property from insecure motor vehicles, such as phones and satnavs. Almost as prevalent are break-ins to secure vehicles targeting similar property to that stolen from insecure vehicles. Whilst specific items have been targeted such as number plates and catalytic converters this remains the exception.

The remainder of crimes relates to theft of vehicles. Whilst we have seen isolated thefts of items such as quad bikes from rural areas by far the most common crimes relate to the appropriation of true keys enabling the theft of vehicles without the permission of the owners. These crimes are overwhelmingly committed by persons known to the vehicle's owner and often occur in the aftermath of house parties.

## Results

In January local officers observed a vehicle being driven dangerously and upon the vehicle making off the pursuit was abandoned to avoid danger to other road users and pedestrians. After making enquiries it was established from the owner that the vehicle had been stolen using the true key by an associate. The vehicle was traced the following day being driven by the same 31 year old male who was arrested for theft of the vehicle and driving whilst unfit through alcohol.

In February a 36 year old man was arrested for the thefts of parts, including catalytic converters, from 5 cars in the Kinross area throughout January and February.





**Road Safety  
and Road  
Crime**

Collaborate to  
reduce casualties  
and crime on our  
roads

This activity will link in with and support the Perth and Kinross Community Plan 2017-2027 strategic priorities:

- Giving every child the best start in life
- Creating a safe and sustainable place for future generations

*This also supports the delivery of Police Scotland's strategic outcome:*

- *The needs of local communities are addressed through effective service delivery*

## Operating Context

### Operation CEDAR

The principles of Operation Cedar were consistently applied in quarter 4 to inform our Road Policing operations and will continue to do so moving into 2021/22.

Challenge	Build effective partnership working and methods to develop new and innovative ways to improve road safety. Improve information sharing and analysis to support an evidence-led approach
Educate	Deliver and evaluate educational initiatives to driver and road user behaviour, making effective use of media opportunities to highlight CEDAR and the work of the forum
Detect	Provide an intelligence-led and multi-agency approach to enforcement, supported by analytical products, to make the best use of available resources
Reduce	Ensure all road safety education, engineering and enforcement activity is focused on having the maximum positive impact on reducing the number of people killed and seriously injured

The implementation of Operation CEDAR across Tayside and delivery of our Action Plan provides an opportunity to contribute to a consistent approach across the north of Scotland and to refocus our efforts to further improve safety on Tayside's roads.

Measure – All Persons Killed, Seriously Injured and Children Killed, Seriously Injured

### Activity

Perth & Kinross saw 1 road traffic fatality during this quarter. This occurred in January where a 23 year old male front seat passenger lost his life when the vehicle he was travelling in lost control on the A93. This incident also resulted in injury to child passengers who were travelling in the vehicle.

## **OFFICIAL**

In addition, Roads Policing and local policing officers also responded to a significant incidents on the A90 between Perth and Dundee which resulted in serious injury.

In quarter 4, 15 people were seriously injured in road traffic collisions. This is a slight rise of 3 from quarter 4, 2019/20. However there has been a 33% reduction from end of year figures 2019/20.

Whilst this quarter saw a slight rise in people who sustained a slight injury as a result of road traffic collisions, this was a rise of only 1%.

During this quarter, Divisional Road Policing unit took part in a number of National Campaigns as follows;

January 2021 - Festive drink/drug driving campaign

January 2021 -Mobile phone campaign

February 2021- Seatbelt campaign

March 2021– Speeding campaign

March 2021- Operation Close Pass

Operation Lite commenced on the 26 December 2020 continuing into quarter 4, conducted by Roads policing officers in response to COVID-19 lockdown measures and travel restrictions. The purpose of this operation was to provide a highly visible and reassuring policing presence across Scotland's Roads infrastructure assisting with public health measures.

It was an opportunity to provide clear advice and guidance to the public on the travel restrictions imposed for Scotland through an effective communications plan with a clear indication of policing intentions.

All aforementioned campaigns were successful in respect of public engagement, awareness, education and enforcement. Effective use of media campaigns were also utilised for the aforementioned campaigns which were well received.

However, it should be noted that COVID-19 precluded the usual preferred method of engagement on many of the aforementioned campaigns.

Road Safety enforcement continues to be carried out as part of routine business by the Road Policing Unit in Perth and Kinross. Focused patrol work will be complemented by the use of available technology and databases, intelligence target packages and specific tasking resulting from local Tasking & Coordinating processes to tackle criminality.

Local Policing and RPU Officers have been able to target driving behaviour which we believe will have the greatest impact on casualty reduction and address community concerns. Enforcement activity has concentrated on a wide range of driving behaviours including dangerous/careless driving, drink/drug driving to name but a few.

Based on strategic assessment a number of priority locations have been identified within in Perth and Kinross which were subject to focussed operation activity.

**OFFICIAL**

## **OFFICIAL**

Relevant priority routes within Perth and Kinross are as follows;

M90/A90

A9

A923

A93

A85

From year to date a total of 22,376 vehicles were stopped in Tayside division with a number of offences being detected and reported whilst a number of offenders were warned in respect of other road traffic contraventions.

Police resources are being challenged by the driving habits of vulnerable road users. However, we are committed to working effectively with partners locally to address these issues through education, enforcement, engineering, encouragement and evaluation all of which are delivered successfully through a number of mediums and campaigns.

Concerningly, Tayside Division have had 67 recorded pursuit situations, this is a 71% increase on the same period last year where we experienced 19. Such pursuits were more prevalent in Dundee.

Operation Close Pass which was launched within Tayside Division in summer 2020 and continues to be utilised in Perth and Kinross. The introduction was in response to a shift in travel methods during the COVID-19 lockdown particularly an increase in the number of people using Tayside's roads and paths for cycling.

Plain clothes police officers cycle in traffic and are equipped with cameras which record video evidence of motorists passing too closely to the cyclist. The evidence can then be used to either educate drivers at the side of the road or, where appropriate, prosecute offenders or those deemed to be dangerous drivers.

The key objective of Close Pass is that the police are proactively dealing with dangerous driving before an accident occurs, rather than waiting for someone to be seriously injured or killed. This preventative approach allows for positive engagement and an opportunity to educate and increase driver awareness about the need to give cyclists plenty of space.

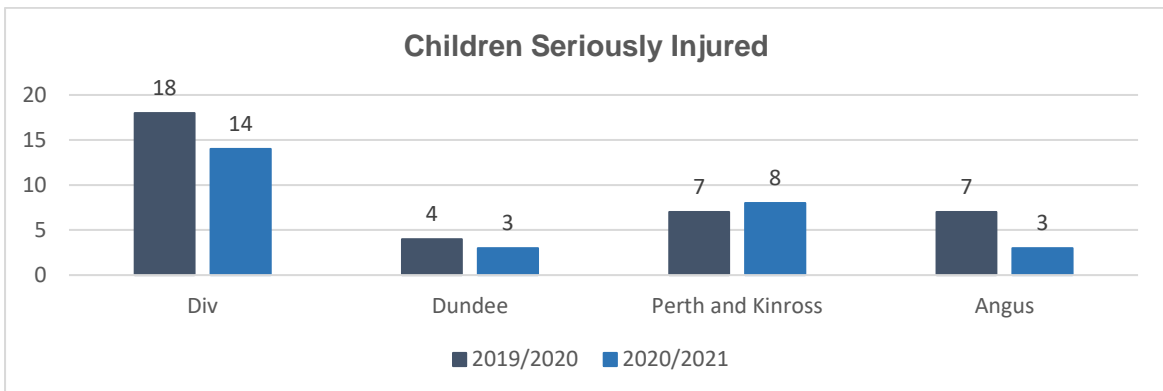
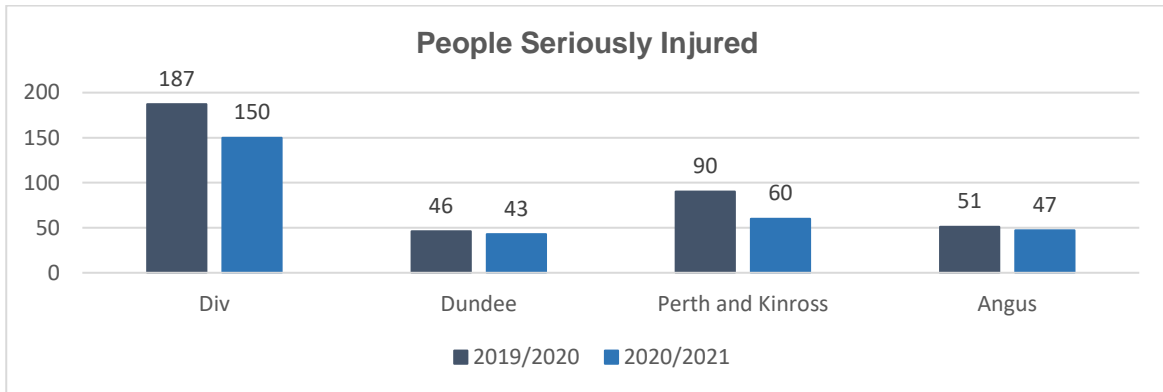
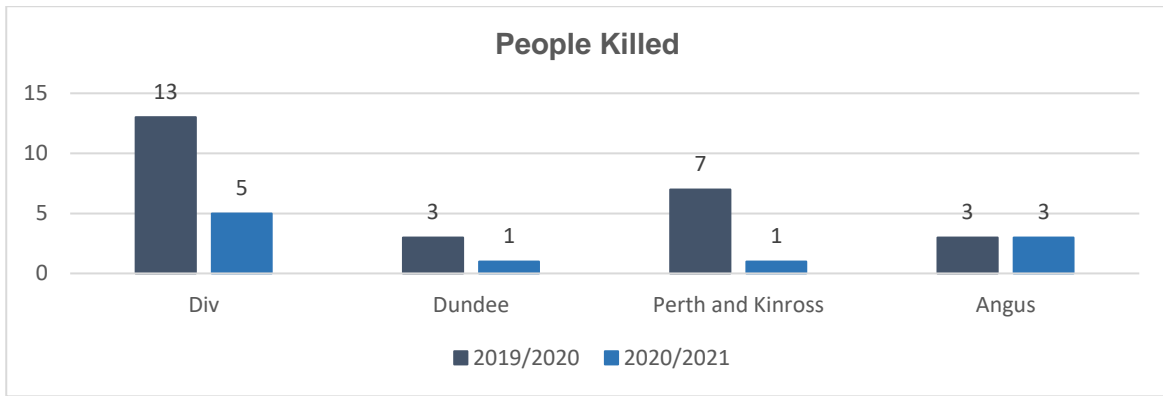
The introduction of Operation Close Pass in Tayside has generated mixed reviews, however has been a very successful engagement tool.

Operation Close Pass will continue to run in Perth and Kinross throughout 2021 when it is appropriate and proportionate to do so.

We continue to work closely with Cycling Scotland and Road Safety Scotland who have assisted with funding to purchase the required equipment.

**OFFICIAL**





### Measure – Speeding

#### Activity

During this quarter, speeding offences in Perth and Kinross decreased by 45% when compared to quarter 4 2019/20. This may be influenced by the reduction in road users during lockdown, however there continues to be focused operational activity on not only the priority routes but also focused patrols on routes which are deemed to have speeding issues and have been identified through a number of community based engagements.

This figure remains significantly lower than the 5 year average.

Speed detection falls in to the remit of daily business for Road Policing, however for the period under review a number of route strategy days have focussed on not only the priority routes but also on roads which have been identified as problematic.

## OFFICIAL

During activity officers from both the Road Policing Unit, Safety camera Unit and Divisional officers who specifically targeted road users who contravene legislation.

Working closely with the local Authority, we also saw traffic monitoring equipment fitted to a number of locations to establish traffic flow/volume and average speed of motorists.

Effective use of the media to raise awareness and to actively encourage the changes in driving attitudes and behaviour.

March 2021 also saw a Speeding campaign which involved Road policing officers in partnership with the Safety Camera unit carry out enforcement throughout the Division.

### Results

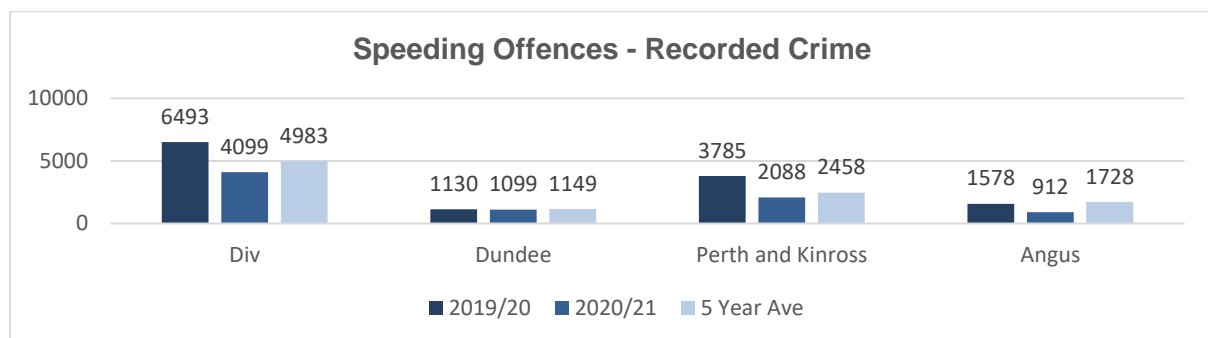
Some of the most notable speed detections in this quarter were as follows:

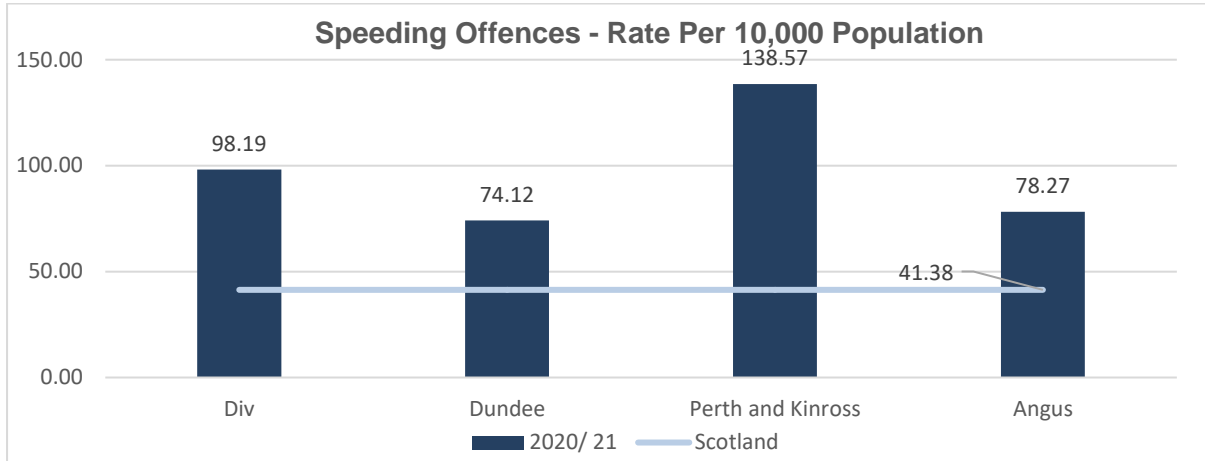
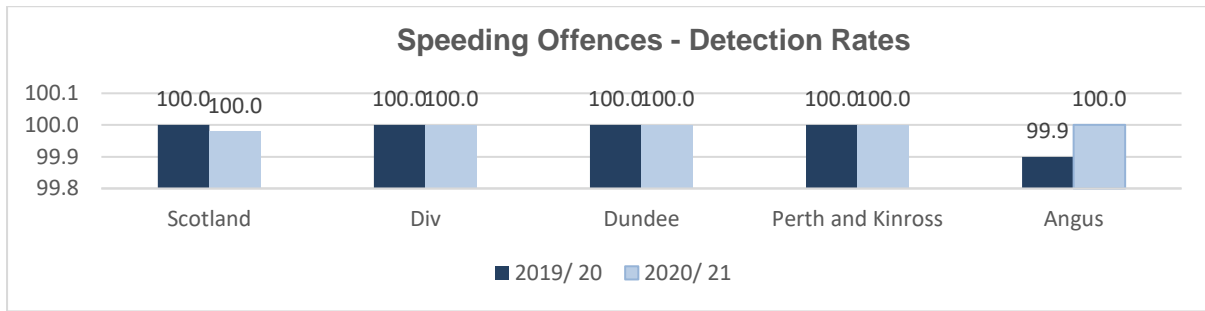
132 mph exceed 70 mph limit  
124 mph exceed 70 mph limit  
113 mph exceed 70 mph limit  
107 mph exceed 70 mph limit

### Challenges

Police resources are being challenged by an increasing number of complaints received in relation to road users exceeding the speed limit. As a result of any complaint Police along with local Authorities will conduct percentile speed check to establish if there is indeed an issue.

A vast number of these checks highlight the perception of speed is the issue rather than road users exceeding the speed limit. The perception of speed can also be attributed to modified vehicles which are significantly louder than a standard motor vehicle.





### Measure – Drink/Drug Driving

#### Activity

During this quarter, Drink/Drug offences in Perth and Kinross have increased by 23% compared to the same period of last year.

Whilst the exact breakdown of drink and drug offences in Perth and Kinross, evidence from the activity of our Divisional Roads Policing Unit indicate that the spilt is approximately 40% alcohol and 60% drugs.

The detection of drivers who are impaired through either Alcohol or Drugs falls in to the daily business for Road Policing.

The current pandemic has seen a decrease in the number of vehicles on the roads, however our campaign to improve road safety has been as important as ever.

In the month of January Police Scotland continued The Festive Drink/Drug Drive Campaign, this involved dedicated officers from both the Road Policing Unit and divisional officers specifically target road users who drive whilst under the influence.

A media campaign was also launched in support of the activity sending out a clear message that this behaviour will not be tolerated whilst reinforcing the ramifications should offenders be caught.

Focus was not only targeting offenders driving immediately after consuming alcohol or drugs, but also focusing on offender's driving the morning after being under the influence.

## OFFICIAL

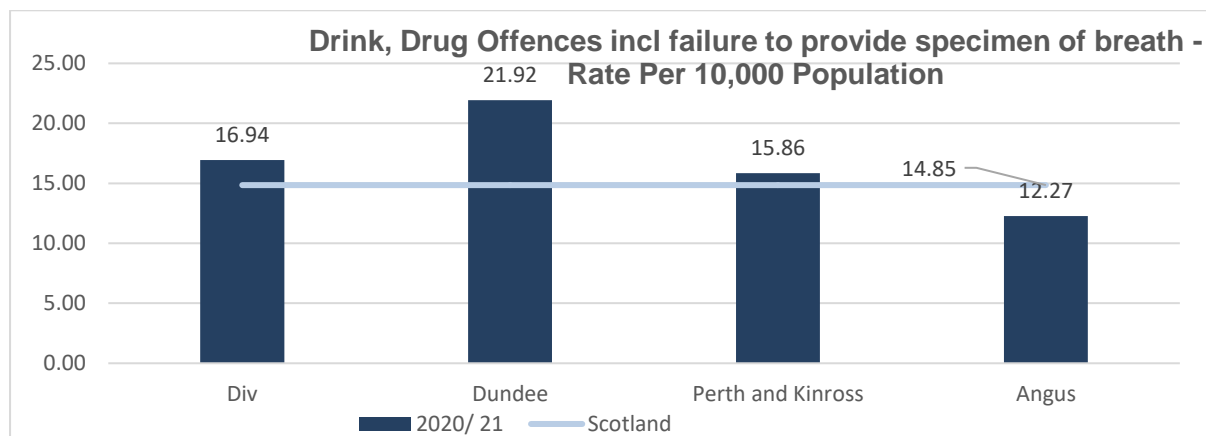
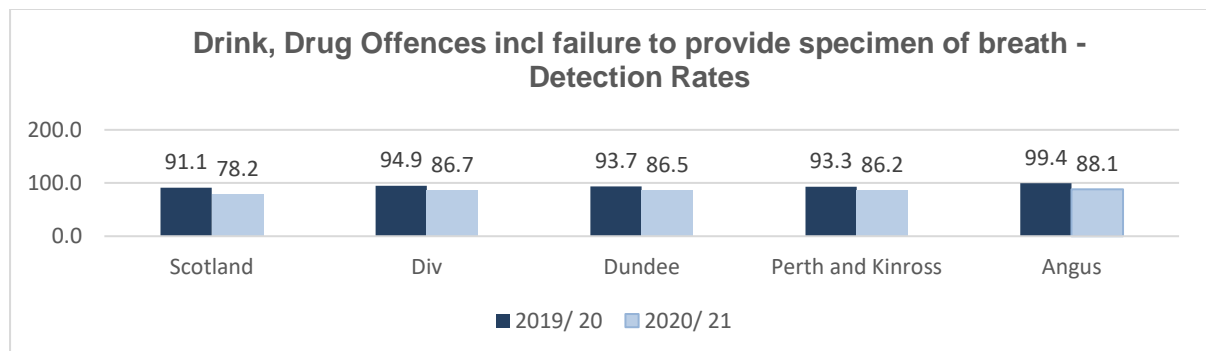
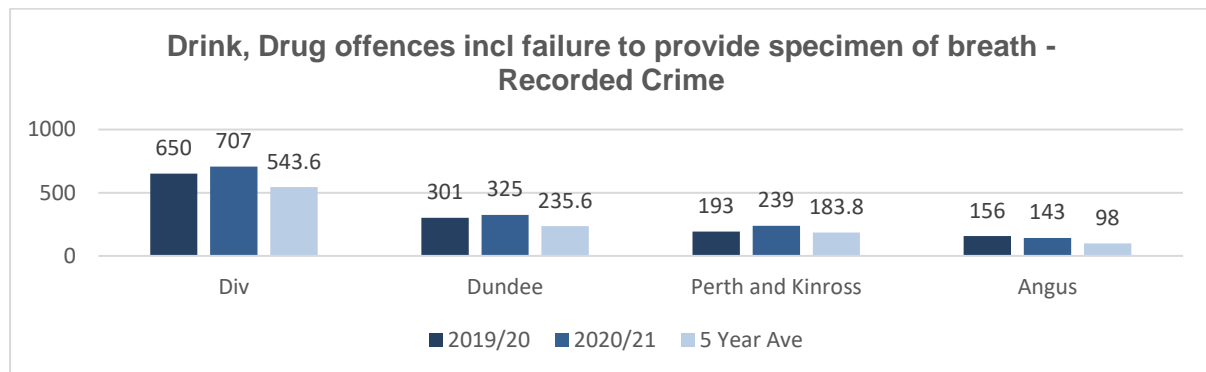
Throughout the period under review and the challenges raised by COVID-19, effective use of the media to raise awareness and to actively encourage changes in driving attitudes and behaviour.

As we can see from the breakdown above, the drug wipe testing kit continues to feature heavily in the media and was prevalent throughout the Festive Drink/Drug driving campaign. The kit will continue to be an exceptionally effective tool in the continual fight against impaired driving with a considerable number of positive wipes throughout Tayside Division.

### Challenges

Considering the analytical data highlights an increase within Perth and Kinross, it is disappointing to see that people are still willing to take the risk and drive under the influence of alcohol or drugs.

We will continue to take action against those who selfishly put others at risk by driving under the influence of alcohol or drugs.



## OFFICIAL

### Measure – Careless Driving

#### Activity

Within Perth and Kinross quarter 4 saw a 15% increase in careless driving offences compared to quarter 4 2019/20, however at year end careless driving has decreased by 2% compared to last year.

Part of the key to reducing Careless driving figures focus on Influence driver and road user behaviour.

By focusing on the 'Fatal 5' and working with partners, Tayside Division road Policing Unit make appropriate use of existing and new legislation to carry out enforcement, education activates and influence the provision of engineering solutions (3 E's). This will be enhanced with specific initiatives prioritising vulnerable road users and those at greatest risk.

Tayside Division Road Policing teams will continue to focus on the key KSI (Killed / Seriously Injured) routes as part of the high visibility daily patrols.

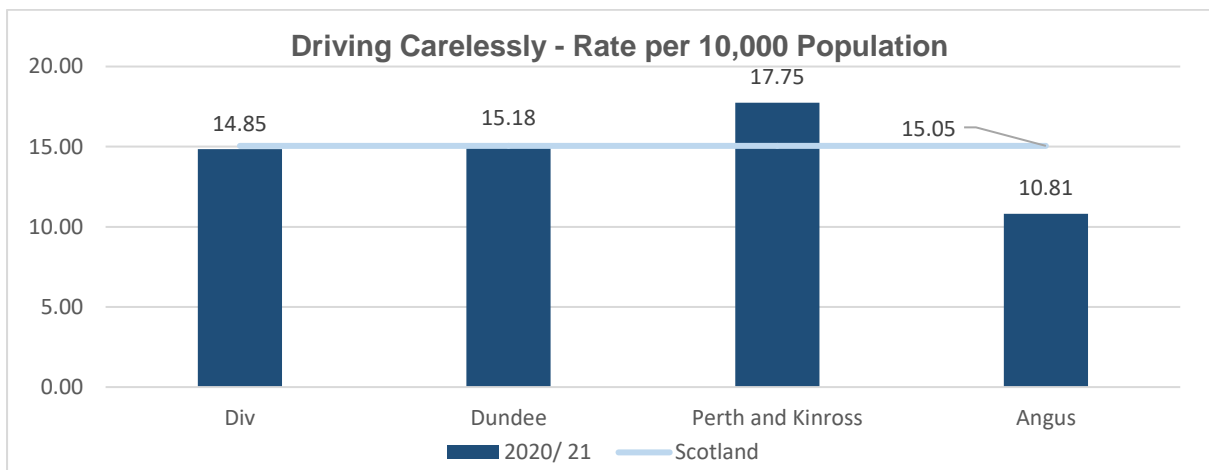
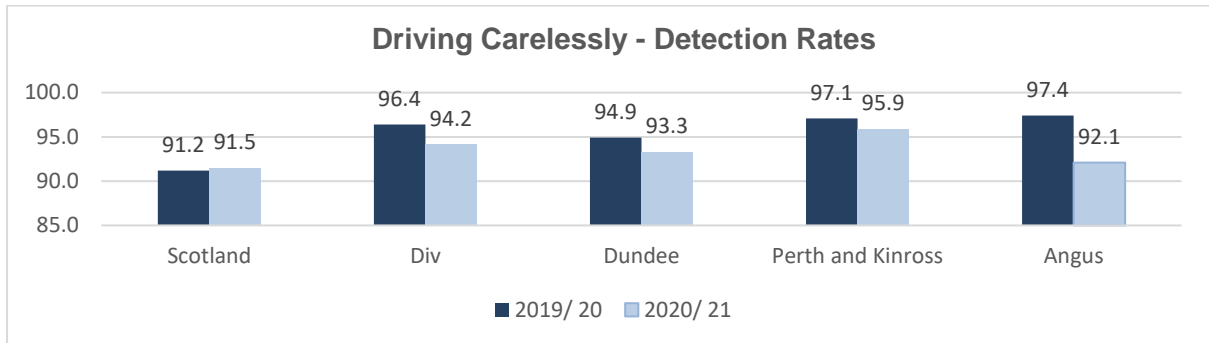
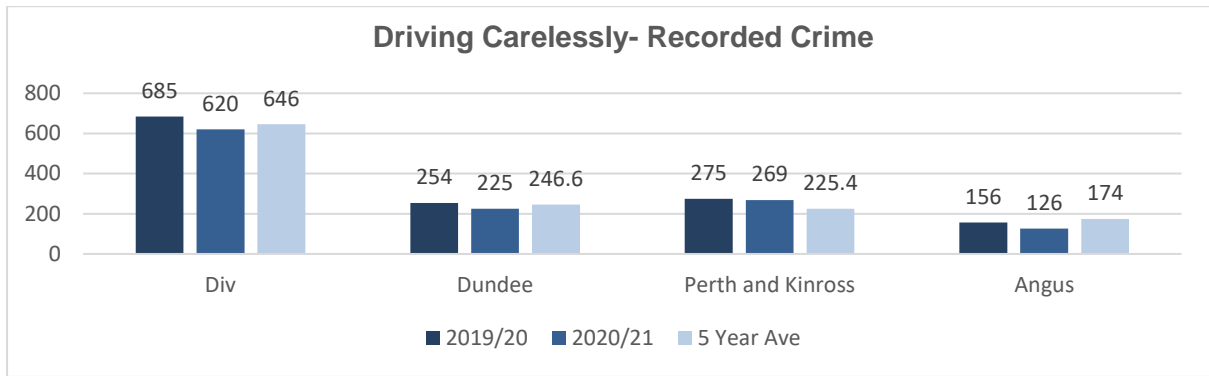
This is reinforced with Route Strategy Days based on the previous collision data for the month and involve multiple units carrying out high visibility patrolling of the same route. Where these routes traverse multiple Divisions we utilise cross border joint operations.

As is with all our operations, they are supported by partner agencies and road operating companies which maximises potential.

#### Challenges

Younger drivers are especially a challenge given their inexperience behind the wheel accompanied by peer pressure from their passengers. This has been compounded significantly due to COVID-19 restrictions which have forced annual education programmes such as Safe drive stay alive to be postponed. This may be a lost opportunity to influence younger driver behaviour which will never be regained.

Additionally with lockdown measures slowly being reduced we will have a number of drivers who have not been behind the wheel in a significant period of time. As such Road Policing have created and released a number of educational videos which highlight vehicle/motorcycle issues which can arise from lack of use, additionally driving hazards to be aware of when you have not driven/ridden for a significant period of time.





## Public Protection

Support people considered vulnerable through working with partners

This activity will link in with and support the Perth and Kinross Community Plan 2017-2027 strategic priorities:

- Giving every child the best start in life
- Creating a safe and sustainable place for future generations

*This also supports the delivery of Police Scotland's strategic outcome:*

- *Threats to public safety and wellbeing are resolved by a proactive and responsive police service*

## Operating Context

Whilst recorded incidents of rape and sexual assault have reduced at year end there has been a slight rise in all sexual crimes. This is largely down to an increase in newer crime types such as incident communications and disclosure of intimate images.

Of significance are the number of recorded crimes which follow investigation into non-recent domestic abuse or child abuse. Perpetrators will be pursued regardless of the date of occurrence.

Throughout lockdown we have seen reports from the third sector of increases in domestic abuse linked to COVID-19 lockdown. Whilst this has not resulted in more recorded crime, we remain committed to examining ways in which we can improve our response to domestic victims.

Following external events which highlighted wider violence against women and peer-to-peer abuse in schools, we have tailored our engagement model to talk about these issues with youth groups in an effort to make them, especially young women, feel safer.

Whilst missing person reports have levelled in this period we continue to face increasing demand around vulnerability and mental health.

Tragically during this period Divisional and local officers reacted to two child deaths in Perth and Kinross along with two significant enquiries into Non Accidental Injuries to infant children.

### Measure – Domestic Abuse

#### Activity

The crime rates represented in the table below are crimes recorded under the Domestic Abuse (Scotland) Act 2018. 9 crimes have been reported in this period, 4 less than the equivalent period in 2019/20 and detection rates have risen, however 5 year averages are less relevant due to the newness of the legislation.

Of all domestic abuse incidents reported, about 40% result in a recorded crime. Crimes recorded in 2020/21 are almost identical to 2019/20 (one crime less), however there has been a small 9% rise in all incidents reported to Police.

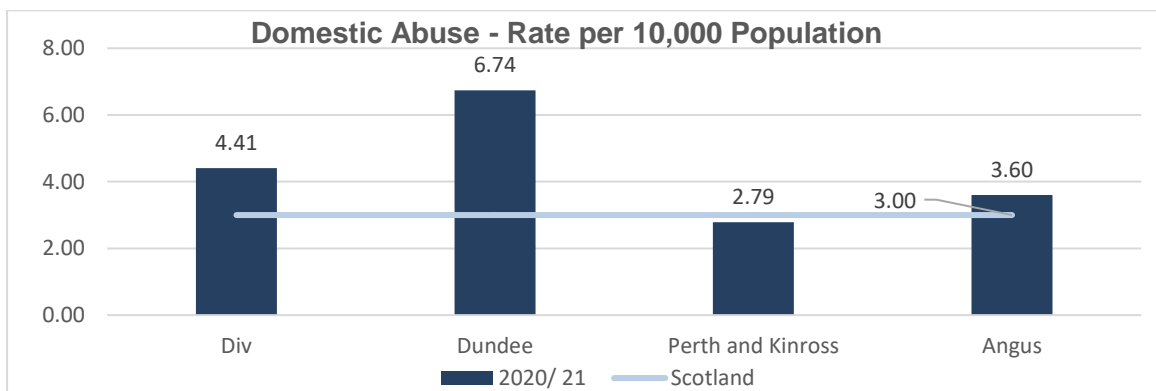
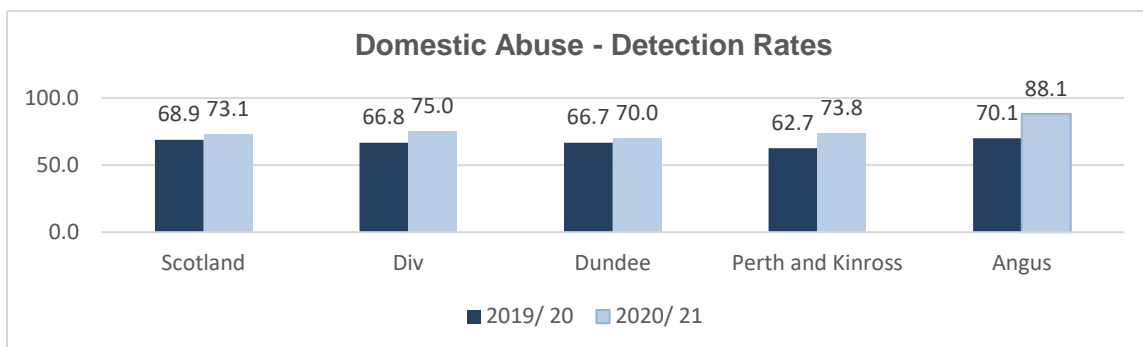
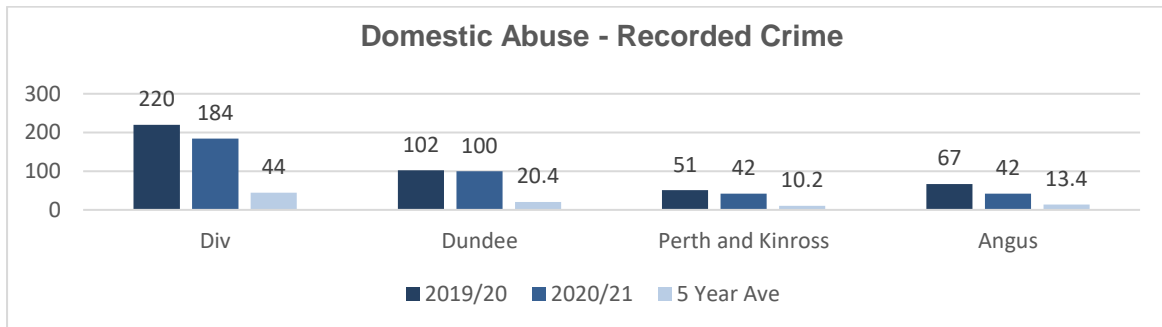
#### Results



## OFFICIAL

In January local officers responded to an anonymous call believed to be from a victim of domestic abuse. The victim was traced to an address in Crieff and after efforts were made to make her safe, her 22 year old partner was arrested for assault. Further enquiries have led to the male being remanded in custody for domestic assault against a number of other victims.

In February a 79 year old male was arrested in Kinross for threatening his partner with a knife. Following safeguarding measures, his partner was able to disclose years of abuse at the hands of the perpetrator and this investigation continues.



### Measure – Hate Crime

#### Activity

During this period there have been 6 recorded offences which is slightly below the rates from quarter 3 and from quarter 4, 2019/20. Detection rates have fallen slightly however this represents a small number of crimes and rates are similar to Divisional detection rates.

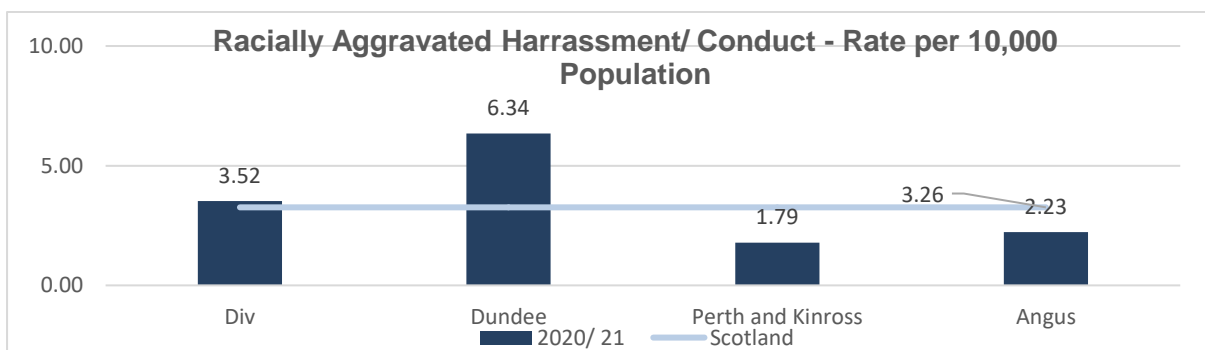
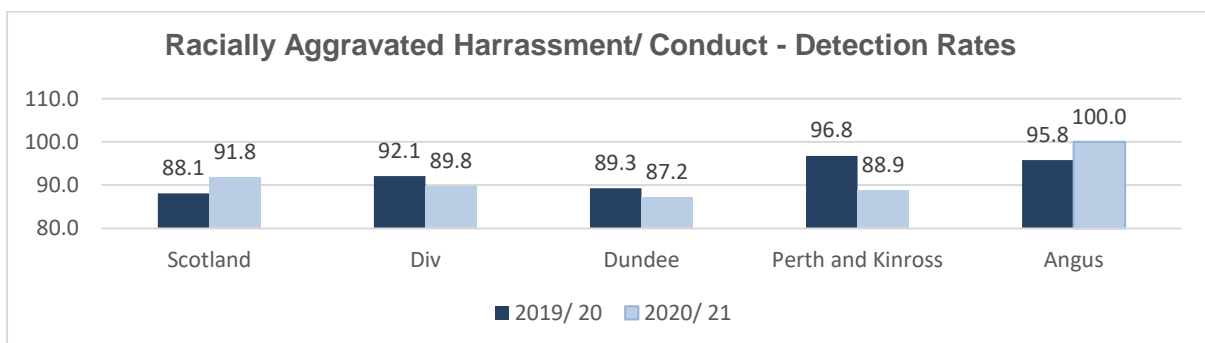
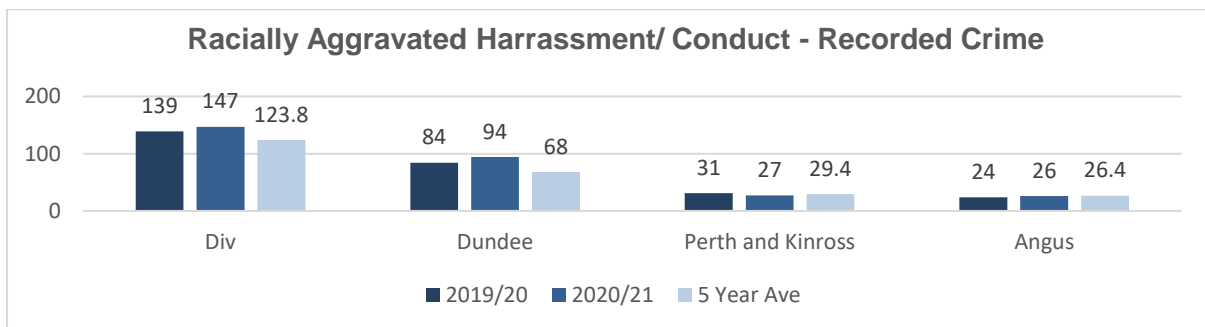
## OFFICIAL

The main theme continues to be related to behaviour directed at non-UK nationals or persons who due to their physical appearance are deemed by the perpetrator incorrectly to be a non-UK national. An increasing number of hate related offences have been seen throughout 2020/21 towards Police Officers, and almost always when the perpetrator is under the influence of substances and involved in other criminality.

Processes are still in place locally to monitor and review all hate crimes/incidents to ensure these are being recognised and recorded properly.

A daily review is carried out of hate crimes/incidents to assist with identifying emerging trends. This allows appropriate interventions to take place. Relevant partnership working allows for victims and communities to be signposted to support agencies and for reassurance messages and hate material to be shared. Work continues to take place in these key areas:

- Increase hate awareness amongst groups and communities.
- Re-training of local third party reporting centres.
- Maintain current Keep Safe premises within Tayside.
- Reintroduce HIMAP locally on a pan Tayside basis.



## Measure – Sexual Crime

### Activity

As reported in quarter 3, rates for recorded sexual crimes have risen slightly above those from 2019/20. This is a trend seen in other Tayside areas and nationally, and the rise of around 10% is primarily down to the rise in crimes such as indecent communications and disclosure of intimate images.

The other significant trend in recorded sexual crime is the reporting of non-recent incidents. Of all recorded sexual crimes in quarter 4, around 60% relate to crimes which occurred more than a year before the reporting period. These are often self-generated by Police when carrying out investigations into identified high risk perpetrators and indicate the efforts of all partners to encourage victims to report, particularly in child abuse cases.

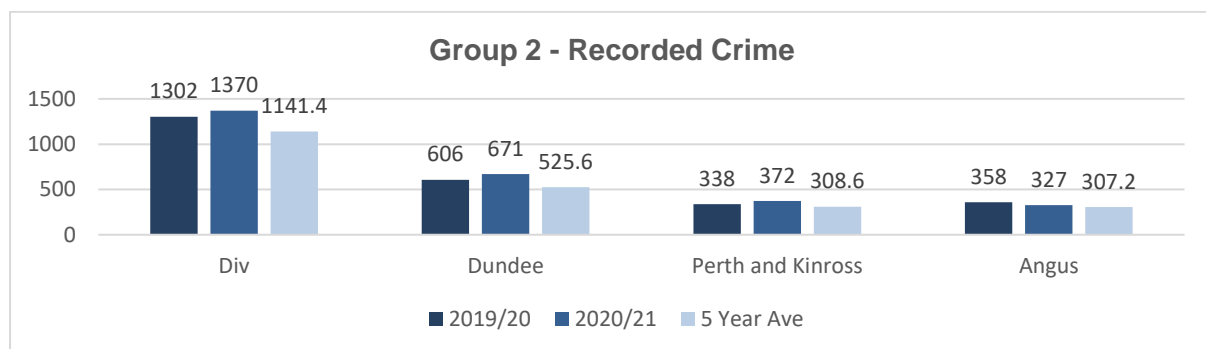
The next most common crime is cyber enabled crime which accounts for around 16% of all recorded in this quarter. Whilst children have increasingly become victims of these crimes, around 60% of victims in this quarter were adults, receiving indecent images from unknown sources.

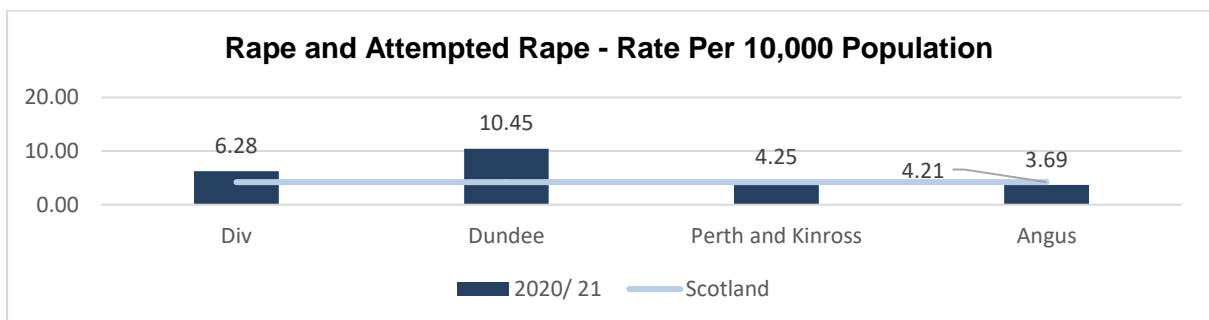
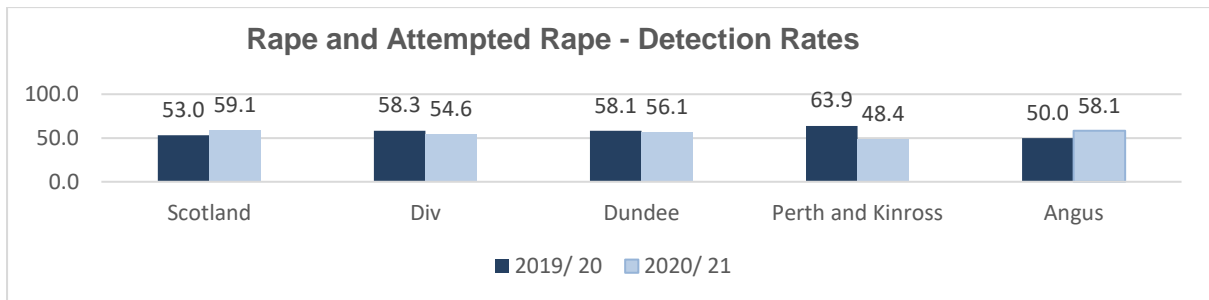
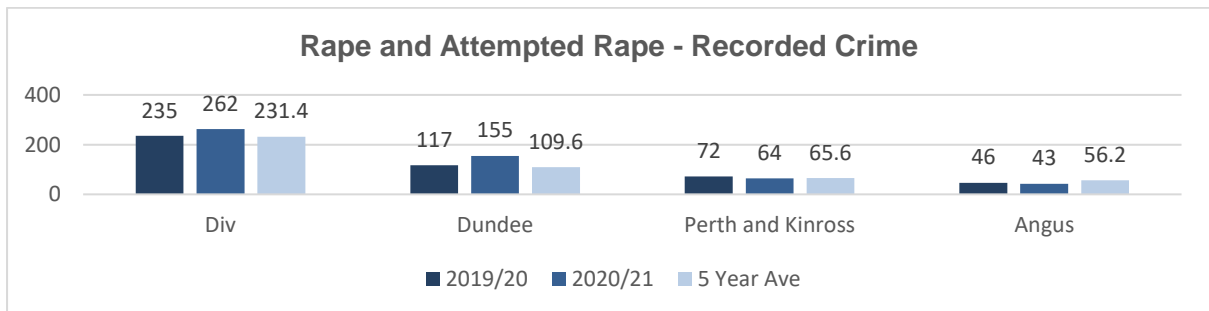
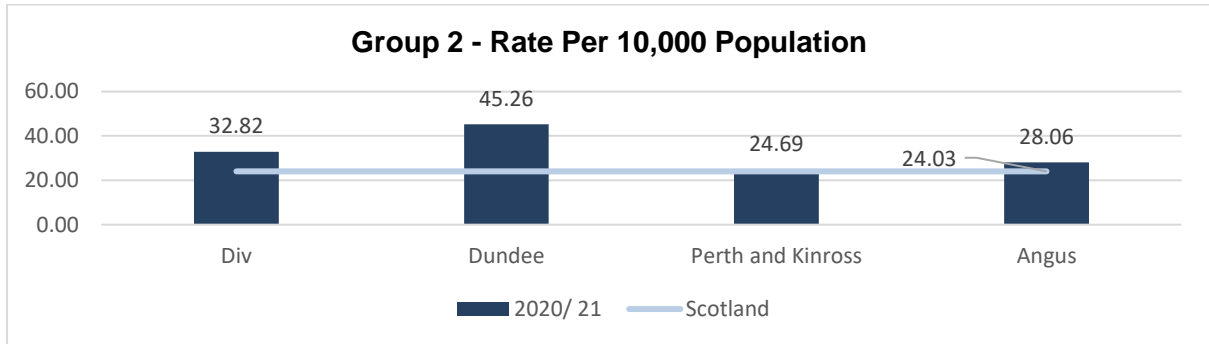
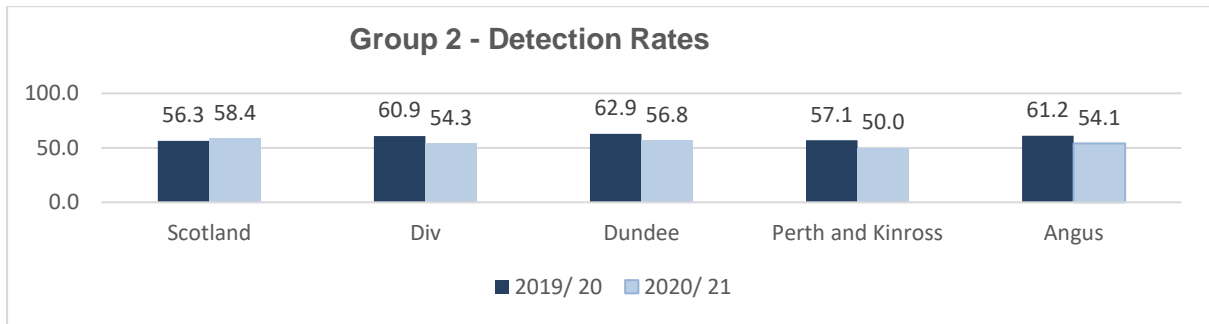
With regard to recorded rapes, 80% of crimes recorded in quarter 3 were non-recent in nature and in all cases, the perpetrator was known to the victim and the crimes occurred in private.

Detection rates continue to be lower than we would like however it is partly attributable to the number of non-recent investigations and cyber enabled investigations which can be more protracted in nature.

### Results

In February a 31 year old man was arrested in Perth having sexually exposed himself to a neighbour. He thereafter threatened and threw missiles at the attending officers. Following a short period of negotiation he surrendered to the officers and was arrested.







### Serious Organised Crime

Reduce the harm caused by serious organised crime, including cyber crime

This activity will link in with and support the Perth and Kinross Community Plan 2017-2027 strategic priorities:

- Creating a safe and sustainable place for future generations
- Promoting a prosperous, inclusive and sustainable economy

*This also supports the delivery of Police Scotland's strategic outcome:*

- *Threats to public safety and wellbeing are resolved by a proactive and responsive police*

### Operating Context

Local officers in partnership with specialist teams continue to target organised criminality and this quarter has seen activity in three areas.

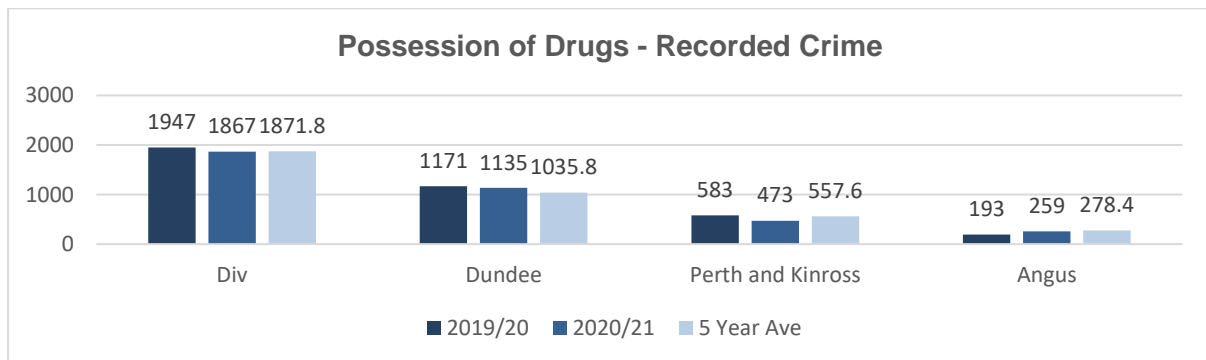
We continue to focus on preventing a group from northern England establish themselves in Perth and Kinross for the purpose of dealing drugs and we are engaged in two current operations targeting labour exploitation of non-UK nationals in North Perthshire as well as the exploitation of non-UK nationals brought into Perth for the purpose of prostitution and commission of acquisitive crime.

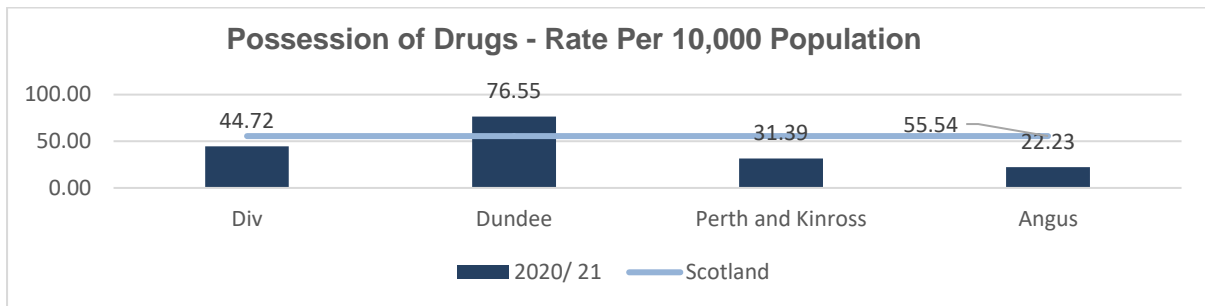
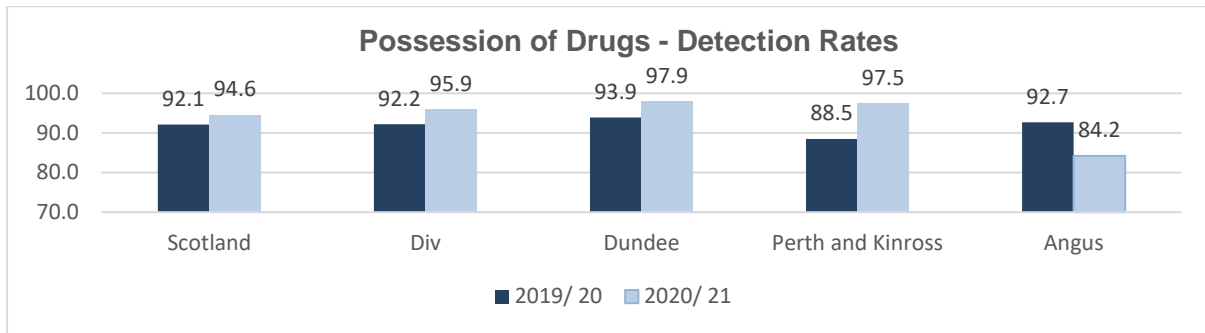
#### Measure – Possession of Drugs

##### Activity

Activity in this quarter has dropped below the equivalent period in 2019/20 and work is underway to determine whether this has been influenced by COVID-19 demands or is simply down to the conversion rate from intelligence led searches.

Detection rates continue to be strong with early identification of controlled drugs from intelligence led searches.





### Measure – Supply of Drugs

#### Activity

Contrary to results seen in identification of possession cases, recorded supply cases have again increased during quarter 4 and crimes have doubled in comparison to quarter 4, 2019/20.

Detection rates have dropped slightly however this may be influenced by the demand upon forensic services. Detection rates are similar to quarter 3 however during quarter 4, 2019/20 we experienced an increase in availability of forensic services which lifted year end detection rates.

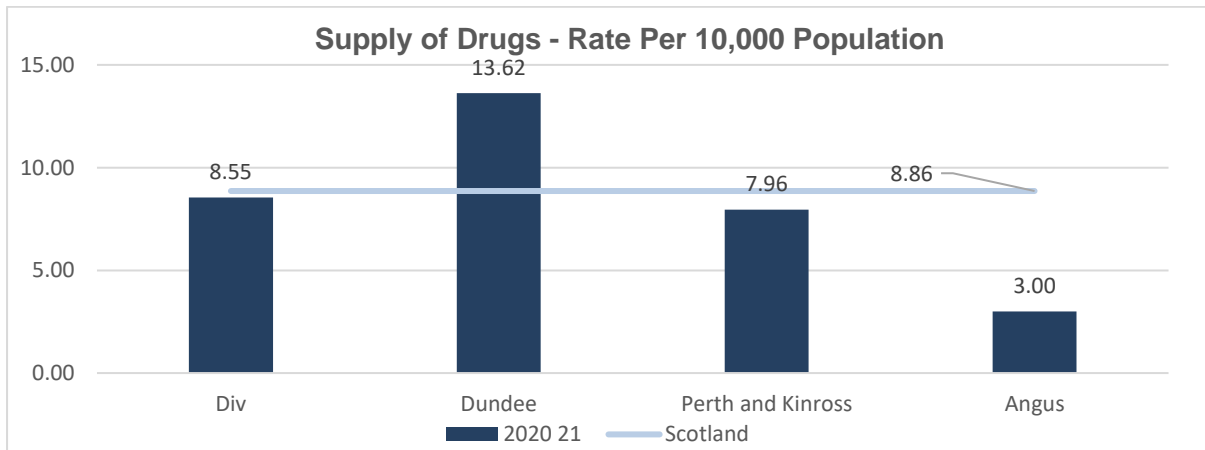
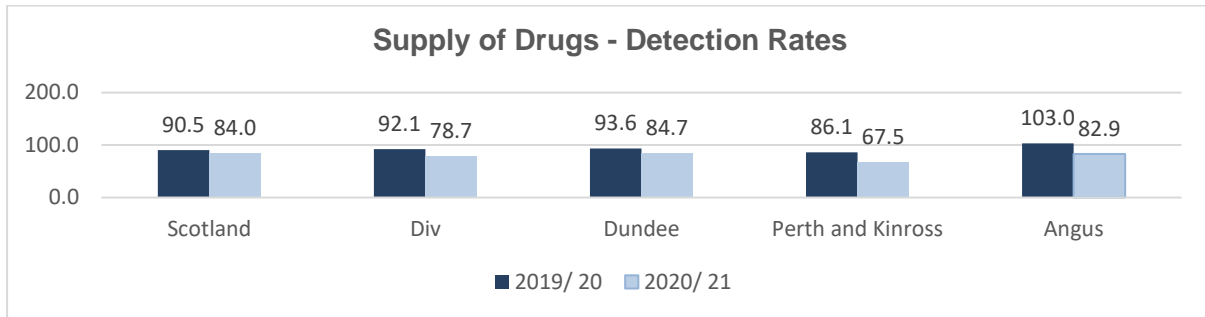
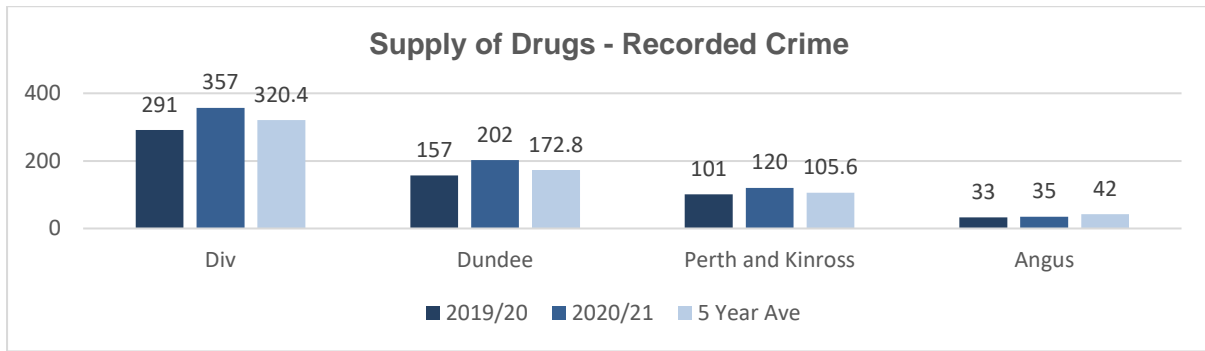
Our priorities remain unaltered, to target individuals who wish to supply drugs to young people and who supply substance which may endanger lives and contribute to drug deaths.

#### Results

In January a 19 year old male was seen to be using controlled drugs in Perth and on being searched was found in possession of dealer quantities of Cocaine. Based on intelligence gathered local officers craved a warrant to search his home address and recovered over £24,000 worth of Cocaine.

In February Roads Policing officers stopped a vehicle on the A90 following the receipt of intelligence the driver was transporting controlled drugs. Following the stop a 26 year old male from northern England was arrested and over £72,000 of Cannabis was recovered from the vehicle.

During this period, local officers dealt with the discovery of a very large Cannabis cultivation in Aberfeldy which brought significant logistical and health and safety challenges.



### Measure – Proceeds of Crime

The following values were recovered in Perth and Kinross in Quarter 3:

- Civil Cash Seizures £6088.11
- Expedited Civil Recovery – no cases
- Assets for Restraint £11,539.38





**Counter  
Terrorism and  
Domestic  
Extremism**

Prevent, Pursue,  
Protect and  
Prepare through  
collaborative  
preparedness

This activity will link in with and support the Perth and Kinross Community Plan 2017-2027 strategic priority:

- Creating a safe and sustainable place for future generations

*This also supports the delivery of Police Scotland's strategic outcome:*

- *Threats to public safety and wellbeing are resolved by a proactive and responsive police service*

CONTEST is the UK Government's Counter Terrorism Strategy. It was first developed by the Home Office in early 2003. The aim of the strategy is "to reduce the risk to the UK and its interests overseas from terrorism, so that people can go about their lives freely and with confidence." CONTEST is split into four work streams that are known within the counter terrorism community as the 'four P's': *Prevent, Pursue, Protect, and Prepare*.

- **Pursue:** the investigation and disruption of terrorist attacks.
- **Prevent:** work to stop people becoming terrorists or supporting terrorism or extremism.
- **Protect:** improving our protective security to stop a terrorist attack.
- **Prepare:** working to minimise the impact of an attack and to recover from it as quickly as possible.

## **Operating Context**

### Activity

At present the national threat level is currently at SUBSTANTIAL.

On 4th February 2021, the joint terrorism analysis centre (JTAC) lowered the UK national terrorism threat level from severe to substantial. This means that a terrorist attack is likely.

D Division officers continue to support partners and organisations in various CONTEST related matters including advice on security and protection of premises and the mitigation of both physical and cyber-attacks.

A number of community officers are trained to be Local CONTEST Liaison Officers (LCLOs) providing a capability to promote CONTEST. This allows delivery of the strategy throughout the community as part of daily business.

Awareness raising literature has been distributed to LCLO's and CONTEST partners with regard to the change PROTECT Duty consultation and also security awareness due to lockdown restrictions lifting.

Awareness raising session continue with partners about spotting signs of radicalisation.



## Wildlife Crime

Reduce harm caused to certain birds, animals and plants including their habitats, both on land and sea

This activity will link in with and support the Perth and Kinross Community Plan 2017-2027 strategic priority:

- Creating a safe and sustainable place for future generations

*This also supports the delivery of Police Scotland's strategic outcome:*

- *The needs of local communities are addressed through effective service delivery*

Wildlife Crime is any act that is made illegal in Scotland under legislation with regard to certain birds, animals and plants including their habitats, both on land and at sea.

It includes the illegal disturbance, destruction, theft and sale of animals and plants both in the countryside and urban areas, and includes the destruction of and damage to protected habitats.

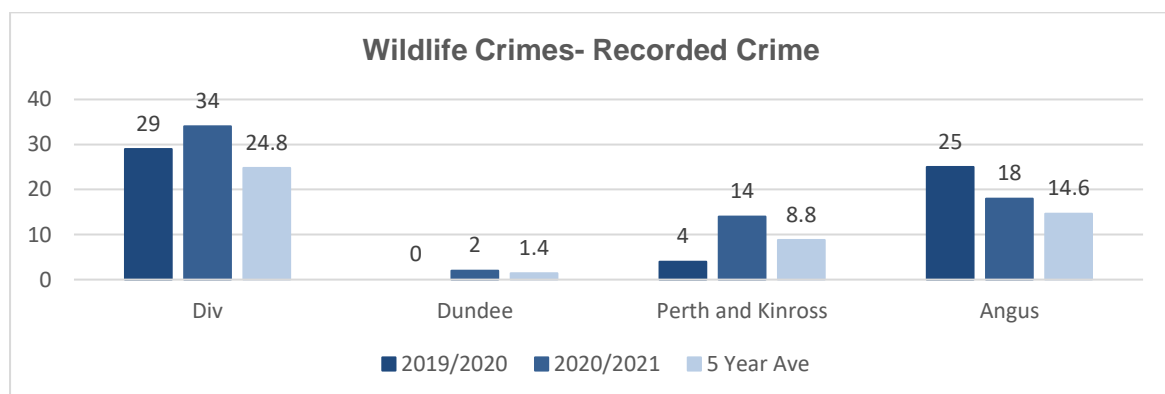
### Operating Context

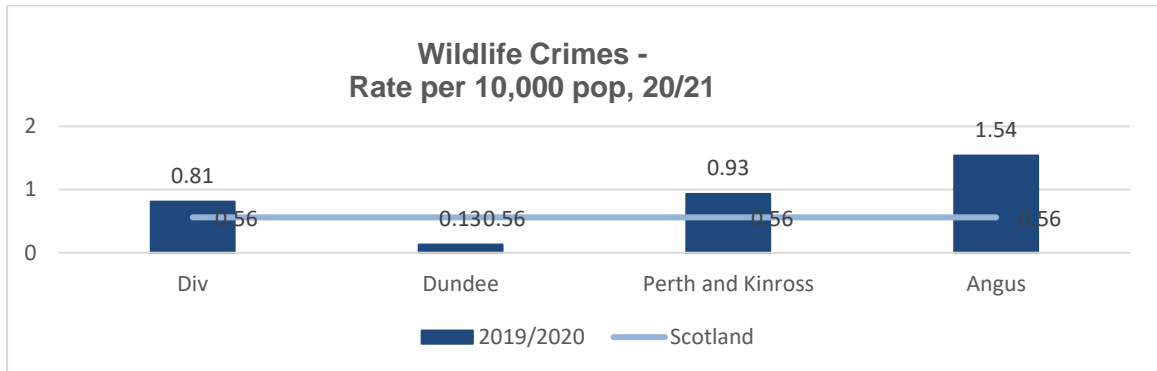
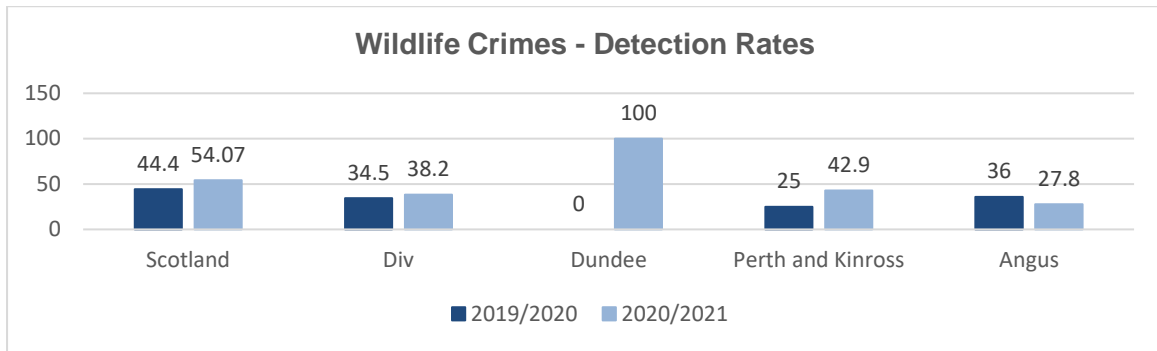
#### Activity

Wildlife trained officers continue to be engaged in Operation Wingspan, an operation running for a year addressing priorities within the NPCC Wildlife Strategy.

During quarter 3 the priority was CITES (Convention on International Trade in Endangered Species). Proactive work in this area generated recorded crime which partially increased crime compared to 2019/20 figures.

Moving into quarter 4, the priorities have shifted towards preventing badger and raptor persecution.





## Other Key Activity

### Events

Given the COVID-19 pandemic we have yet to see events return to expected levels this quarter.

### Other Key Activity

Activities throughout this quarter have continued to be impacted by the COVID-19 pandemic and we continue to adapt to legislative changes and required changes to our operating model, as well as trying to understand the impact of these changes on the public.

Local officers continued to engage with large numbers of the public and whilst the vast majority of people have complied with regulations in place, we continued to respond to reports of illegal house parties and towards the end of the quarter, to public space gatherings. During February we engaged in joint work with our colleagues in North East Division to engage with people attempting to travel to Glenshee ski centre against travel restrictions.

Impacts on our staffing levels have become less significant as the impact of the national vaccination programme develops.

In preparation for the spring and summer months we are fully engaged in the Visitor Management Group for Perth and Kinross working with partners to ensure visitors behave responsibly and we can minimise impact on the local infrastructure.

We are planning for and anticipating the re-opening of licensed premises and whilst this health crisis is likely to continue influencing communities for some time yet, we are anticipating a period of ever increasing demand in coming months.

A three week period towards the end of February and beginning of March presented a particularly difficult period for local policing with the demands of a homicide enquiry in Inchtute closely followed by the resourcing demand across the Division responding to a tragic homicide enquiry in Dundee.

We are able to respond in this manner to significant incidents such as these due to the professionalism of our officers and the support of the public. Simple acts of kindness to support local officers with refreshments and shelter in the Carse of Gowrie and Aberfeldy in particular deserve acknowledgement.

## Complaints about the Police

Members of the public need to have confidence that should they wish to raise a concern or make a complaint about the quality of policing service provided or the actions of an individual, their concerns will be listened to and appropriate action taken.

Frontline Resolution (FLR) will be attempted for allegations which are non-serious, non-criminal and non-complex in nature. This involves resolution by explanation, apology or assurance. Where this cannot be achieved, a full enquiry in accordance with statutory guidance will be undertaken.

Should complainers remain dissatisfied with the handling of a complaint upon its completion, they may contact the Police Investigations and Review Commissioner (PIRC) to request an independent Complaint Handling Review.

### Complaints Received

Table: Complaints received for Tayside Division (Apr-Mar) <sup>1</sup>

Category	LYTD	YTD	% change from LYTD
Complaints Received - TOTAL	531	517	-2.6%
Allegations Received - TOTAL	843	797	-5.5%
Off Duty Allegations	3	1	200.0%
On Duty Allegations	740	683	-7.7%
Quality of Service Allegations	102	111	8.8%

<sup>1</sup> Data is correct as at 01/04/2021.

Complaints in Tayside have decreased by 2.6% YTD compared to the LYTD. This is driven by decreases in Angus (-16.2%) and Perth & Kinross (-10.6%). However, an 8.7% increase was identified within Dundee City.

Allegations in Tayside have also decreased correspondingly by 7.7%.

Please note that the data above covers all complaints and allegations against Tayside Division. Therefore, this does not include resources from Specialist Divisions which provide services within the area (e.g. Contact, Command and Control).

## Appendix

Rate 1 per 10,000 figures are based on the following population data:

	Reporting Period <sup>3</sup>				
	2015/16	2016/17	2017/18	2018/19	2019/20
	Mid-year Population Estimate (Total Persons) <sup>2</sup>				
	2013	2014	2015	2016	2016
<b>FORCE / SCOTLAND</b>	<b>5 327 700</b>	<b>5 347 600</b>	<b>5 373 000</b>	<b>5 404 700</b>	<b>5 404 700</b>
Tayside	412 160	413 800	415 040	415 470	415 470
Angus	116 290	116 740	116 900	116 520	116 520
Dundee City	148 100	148 130	148 210	148 270	148 270
Perth & Kinross	147 770	148 930	149 930	150 680	150 680

2 - Mid-year population data based on extracts from National Records for Scotland (<http://www.nrscotland.gov.uk/>), as at April 2016.

3 - Due to when population data are published it is necessary to use earlier mid-year estimates in some calculations. As soon as more current population data are available, the above table will be updated.