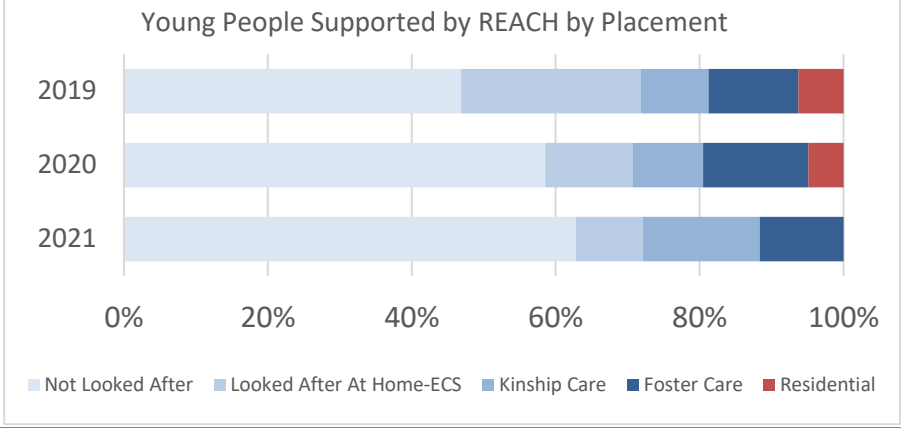
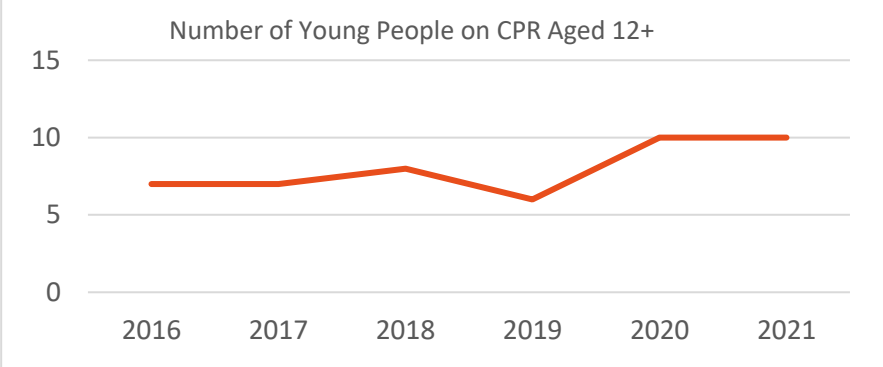
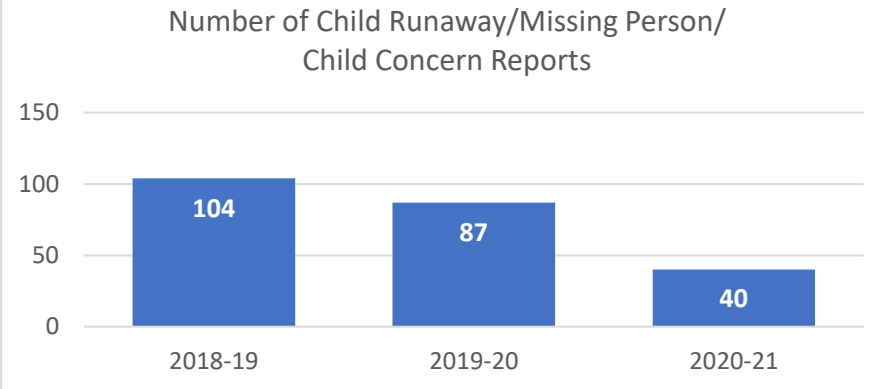


## Appendix 4 - REACH Performance Measures 1 August 2018 – 30 June 2021

**Outcome 1 - Our young people are able to move to, or remain within, a family where they are safe and feel they belong.**

Outcome Detail	Indicator																															
<p>Young people who cannot stay with their family will be placed in a Kinship Care Placement where possible.</p>	<p style="text-align: center;"><b>Detailed Balance of Care</b></p> <p style="text-align: center;">Young People Supported by REACH by Placement</p>  <p>Since the implementation of REACH, 52% of young people referred remained out of care and were supported in their own families and communities.</p> <p>Type of placement(s)</p> <table border="1" data-bbox="580 1128 1461 1458"> <thead> <tr> <th rowspan="2">Placement Type</th> <th colspan="3">Number of Young People</th> </tr> <tr> <th>2018/19</th> <th>2019/20</th> <th>2020/21</th> </tr> </thead> <tbody> <tr> <td>Looked After at Home</td> <td>6</td> <td>11</td> <td>7</td> </tr> <tr> <td>Fostering</td> <td>6</td> <td>19</td> <td>8</td> </tr> <tr> <td>Kinship</td> <td>2</td> <td>4</td> <td>3</td> </tr> <tr> <td>Residential School/Secure</td> <td>0</td> <td>5</td> <td>2</td> </tr> <tr> <td>Other Community</td> <td>1</td> <td>2</td> <td>2</td> </tr> <tr> <td><b>Total</b></td> <td><b>15</b></td> <td><b>41</b></td> <td><b>22</b></td> </tr> </tbody> </table> <p>Note: Time period: 1 August – 31 July for 2020/21</p>	Placement Type	Number of Young People			2018/19	2019/20	2020/21	Looked After at Home	6	11	7	Fostering	6	19	8	Kinship	2	4	3	Residential School/Secure	0	5	2	Other Community	1	2	2	<b>Total</b>	<b>15</b>	<b>41</b>	<b>22</b>
Placement Type	Number of Young People																															
	2018/19	2019/20	2020/21																													
Looked After at Home	6	11	7																													
Fostering	6	19	8																													
Kinship	2	4	3																													
Residential School/Secure	0	5	2																													
Other Community	1	2	2																													
<b>Total</b>	<b>15</b>	<b>41</b>	<b>22</b>																													
<p>Young people will be able to make their needs known and clearly express themselves.</p>	<p>Since the implementation of REACH, at least two thirds of young people have attended at least one of the planning meetings. Young people are also given the opportunity to have their views given by an Independent Advocate, completing a Talking Mat or having a parent/carer/professional of their choice speak on their behalf.</p>																															

<p>Young people will be safe at home and not become Looked After.</p>	<p><b>Child Protection Registration(s) for young people over the age of 12</b></p>  <p>Number of Young People on CPR Aged 12+</p> <table border="1"> <thead> <tr> <th>Year</th> <th>Number of Young People</th> </tr> </thead> <tbody> <tr> <td>2016</td> <td>7</td> </tr> <tr> <td>2017</td> <td>7</td> </tr> <tr> <td>2018</td> <td>8</td> </tr> <tr> <td>2019</td> <td>6</td> </tr> <tr> <td>2020</td> <td>10</td> </tr> <tr> <td>2021</td> <td>10</td> </tr> </tbody> </table> <p>Over the last three years, REACH has supported eight families to have their registration ceased.</p> <p>REACH has not recommended that any child be placed on the Child Protection Register.</p>	Year	Number of Young People	2016	7	2017	7	2018	8	2019	6	2020	10	2021	10
Year	Number of Young People														
2016	7														
2017	7														
2018	8														
2019	6														
2020	10														
2021	10														
<p>Young people will be safe at home and not become Looked After.</p>	<p><b>Number of Child Runaway/Missing Person/ Child Concern Reports</b></p>  <p>Number of Child Runaway/Missing Person/ Child Concern Reports</p> <table border="1"> <thead> <tr> <th>Period</th> <th>Number of Reports</th> </tr> </thead> <tbody> <tr> <td>2018-19</td> <td>104</td> </tr> <tr> <td>2019-20</td> <td>87</td> </tr> <tr> <td>2020-21</td> <td>40</td> </tr> </tbody> </table> <p>Over the last three years, the number of missing incidents for young people supported by REACH has fallen by 62%.</p>	Period	Number of Reports	2018-19	104	2019-20	87	2020-21	40						
Period	Number of Reports														
2018-19	104														
2019-20	87														
2020-21	40														
<p>Young people will be supported to build, restore and strengthen relationships with their family and community.</p>	<p>Since the implementation of REACH, 30 young people supported by REACH have ceased to be looked after.</p> <p>Over the last three years, 22 young people have returned home and are no longer looked after. A further six young people have moved into their own or supported living arrangements. Two young people remained at their current address and moved into a continuing care placement.</p>														

**Outcome 2 - Our young people are able to have lasting, strong connections with people and places which are important to them.**

Young people will experience stability in their home life, school life and with their social work involvement.	80% of young people supported by REACH have had the same social work team throughout their experience.
	All of the young people working with REACH remained in their local or chosen school.
	49% of young people who were looked after remained in their first placement and did not experience any change in accommodation.
Young people will have the opportunity to work with professionals to improve their emotional wellbeing and mental health.	During the reporting period, 38 young people have been supported by the Clinical Psychologist. 19 of whom were not accepted or were unable to be supported by CAMHS.

**Outcome 3 - Our young people are aspirational and confident in their ability to shape the future.**

Young people will be autonomous; able to fulfil their desired social, educational/employment, societal and family roles.	<p style="text-align: center;">Therapeutic Outcome Measures Average Score</p> <table border="1"> <caption>Estimated Average Scores from Radar Chart</caption> <thead> <tr> <th>Measure</th> <th>Opening (Solid Blue)</th> <th>Closing (Dashed Purple)</th> </tr> </thead> <tbody> <tr> <td>Impairment</td> <td>3.0</td> <td>2.8</td> </tr> <tr> <td>Activity</td> <td>2.8</td> <td>2.5</td> </tr> <tr> <td>Participation</td> <td>2.5</td> <td>2.2</td> </tr> <tr> <td>Wellbeing</td> <td>2.2</td> <td>2.0</td> </tr> <tr> <td>Carer Wellbeing</td> <td>2.0</td> <td>1.8</td> </tr> </tbody> </table>	Measure	Opening (Solid Blue)	Closing (Dashed Purple)	Impairment	3.0	2.8	Activity	2.8	2.5	Participation	2.5	2.2	Wellbeing	2.2	2.0	Carer Wellbeing	2.0	1.8
	Measure	Opening (Solid Blue)	Closing (Dashed Purple)																
Impairment	3.0	2.8																	
Activity	2.8	2.5																	
Participation	2.5	2.2																	
Wellbeing	2.2	2.0																	
Carer Wellbeing	2.0	1.8																	
24 young people ceased working with Speech and Language Therapy over the last three years. 100% achieved at least one of their Communication/Speech and Language outcomes.																			